

### SDGs indicators and service ladders for monitoring basic WASH services in schools

4 QUALITY EDUCATION



**4.a** Build and upgrade education facilities that are child, disability and gender sensitive and provide **safe**, nonviolent, inclusive and effective learning environments for all

**4.a.1** Proportion of schools with: **...(e) basic drinking water; (f) single-sex basic sanitation facilities; and (g) basic handwashing facilities (as per WASH indicator definitions)**

#### DRINKING WATER

**Advanced service:** Additional criteria may include quality, quantity, continuity, and accessibility to all users

**Basic service:** Drinking water from an improved source and water is available at the school at the time of the survey

**Limited service:** Drinking water from an improved source but water is unavailable at the school at the time of the survey

**No service:** Drinking water from an unimproved source or no water source at the school

**Note:** Improved sources include piped water, boreholes or tubewells, protected dug wells, protected springs and packaged or delivered water. Unimproved sources include unprotected wells, unprotected springs and surface water.

#### SANITATION

**Advanced service:** Additional criteria may include student per toilet ratios, menstrual hygiene facilities, cleanliness, accessibility to all users, and excreta management systems

**Basic service:** Improved sanitation facilities at the school that are single-sex and usable (available, functional and private) at the time of the survey

**Limited service:** Improved sanitation facilities at the school that are either not single-sex or not usable at the time of the survey

**No service:** Unimproved sanitation facilities or no sanitation facilities at the school

**Note:** Improved facilities include flush/pour-flush toilets, ventilated improved pit latrines, composting toilets and pit latrines with a slab or platform. Unimproved facilities include pit latrines without a slab or platform, hanging latrines and bucket latrines.

#### HYGIENE

**Advanced service:** Additional criteria may include hygiene education, group handwashing, menstrual hygiene materials, and accessibility to all users

**Basic service:** Handwashing facilities with water and soap available at the school at the time of the survey

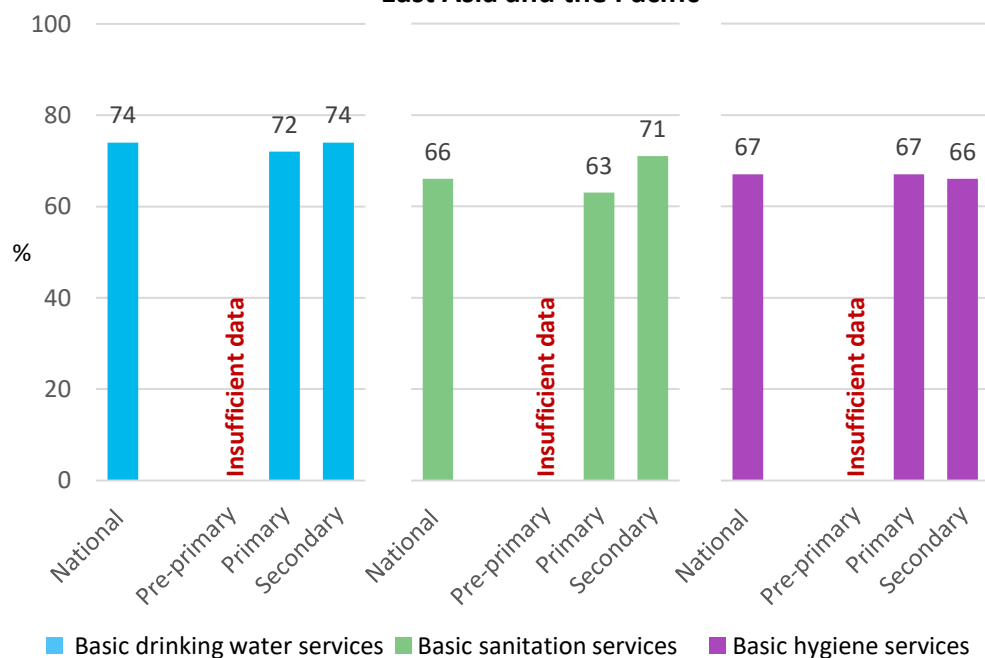
**Limited service:** Handwashing facilities with water but no soap available at the school at the time of the survey

**No service:** No handwashing facilities available or no water available at the school

**Note:** Improved Handwashing facilities may be fixed or portable and include a sink with tap water, buckets with taps, tippy-taps and jugs or basins designed for handwashing. Soap includes bar soap, liquid soap, powder detergent and soapy water but does not include ash, soil, sand or other handwashing agents.

### One third of the schools in East Asia and the Pacific lack basic WASH services

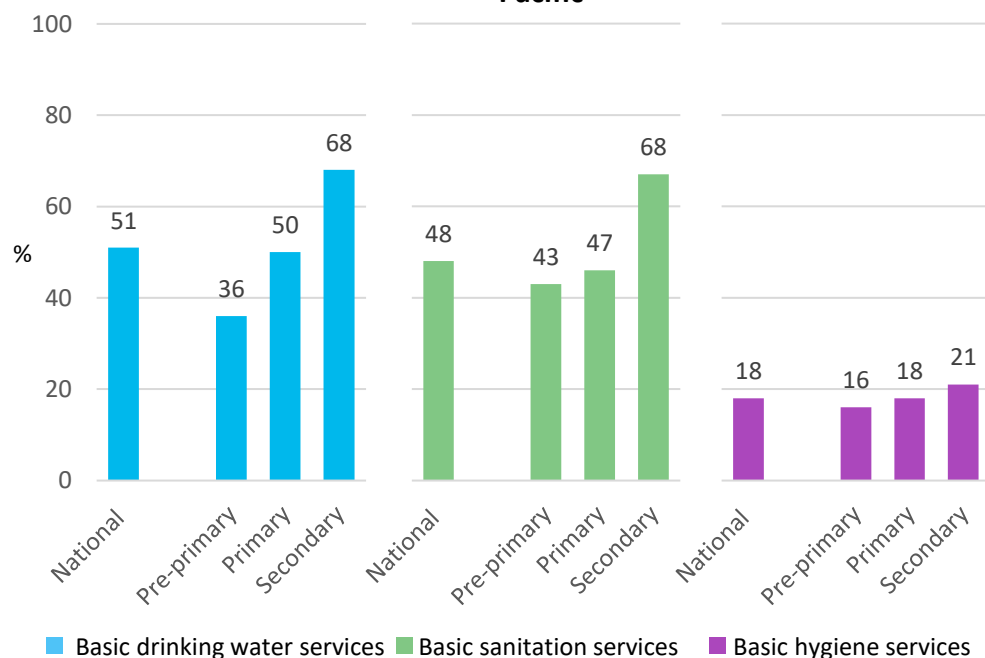
#### East Asia and the Pacific



Basic drinking water-, -sanitation- and -hygiene services, East Asia and Pacific and school type, 2021 (%)

### More than half of the schools in the Pacific lack basic WASH services

#### Pacific



Basic drinking water-, -sanitation- and -hygiene services, Pacific and school type, 2021 (%)

### Disaggregation of EMIS data allow for better targeting of schools without basic WASH services

#### Data availability East Asia and the Pacific (n = 27 countries)

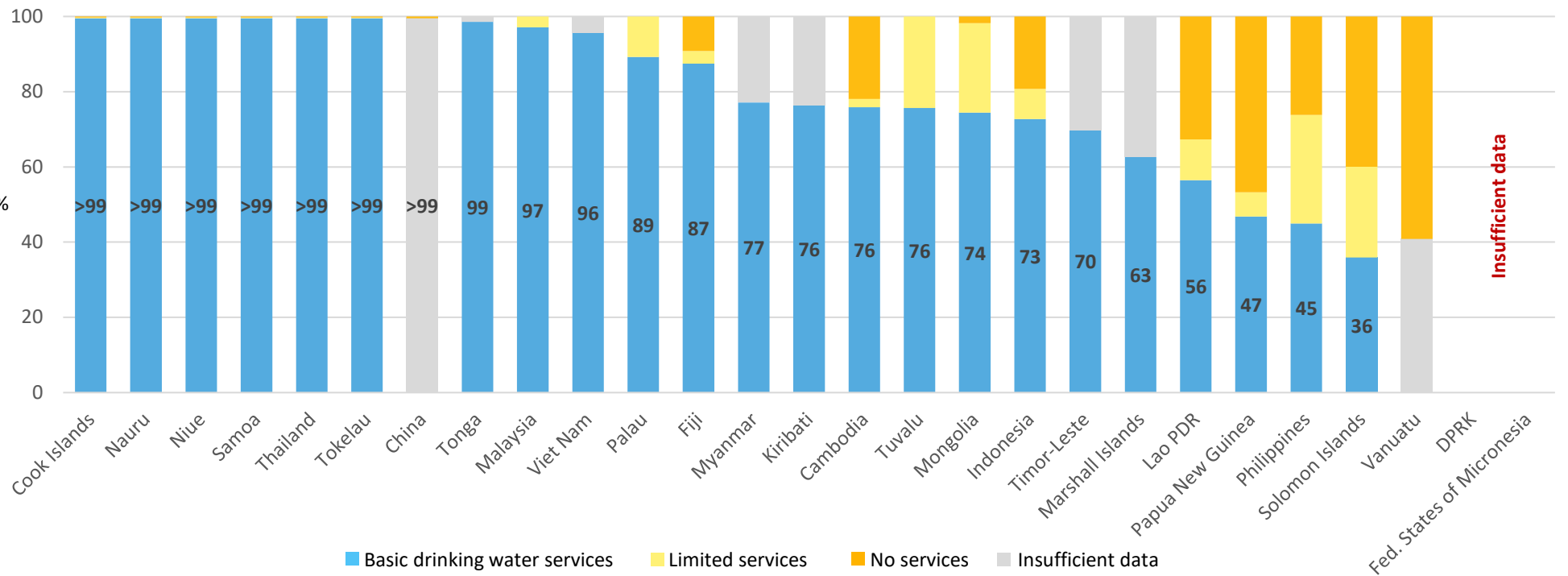
#### Data availability Pacific (n = 15 countries)

Data available on proportion of schools		Data availability East Asia and the Pacific (n = 27 countries)						Data availability Pacific (n = 15 countries)					
		National	Urban	Rural	Pre-Primary	Primary	Secondary	National	Urban	Rural	Pre-Primary	Primary	Secondary
Water	With an improved drinking water source	17	2	2	5	16	15	10	0	0	3	10	9
	With drinking water available from an improved source*	23	2	2	5	23	21	13	0	0	3	13	13
Sanitation	With improved toilets which are usable	16	3	3	4	15	15	9	0	0	2	8	9
	With improved toilets which are usable and single-sex*	22	3	3	4	22	20	13	0	0	2	13	13
Hygiene	With handwashing facilities which have water available	15	2	2	5	15	14	8	0	0	3	8	8
	With facilities which have water and soap available*	21	3	3	5	21	21	12	0	0	3	12	12

\* SDG Indicator

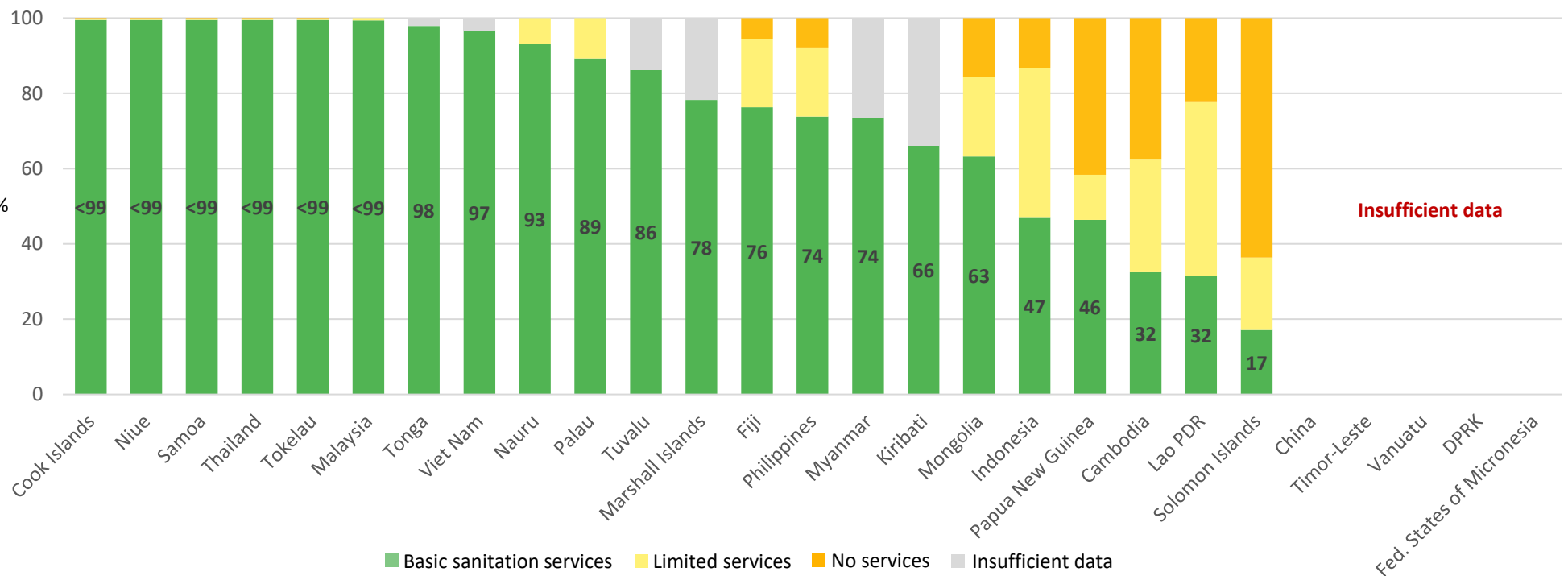


### Various countries in East Asia and the Pacific have near universal basic drinking water coverage in schools



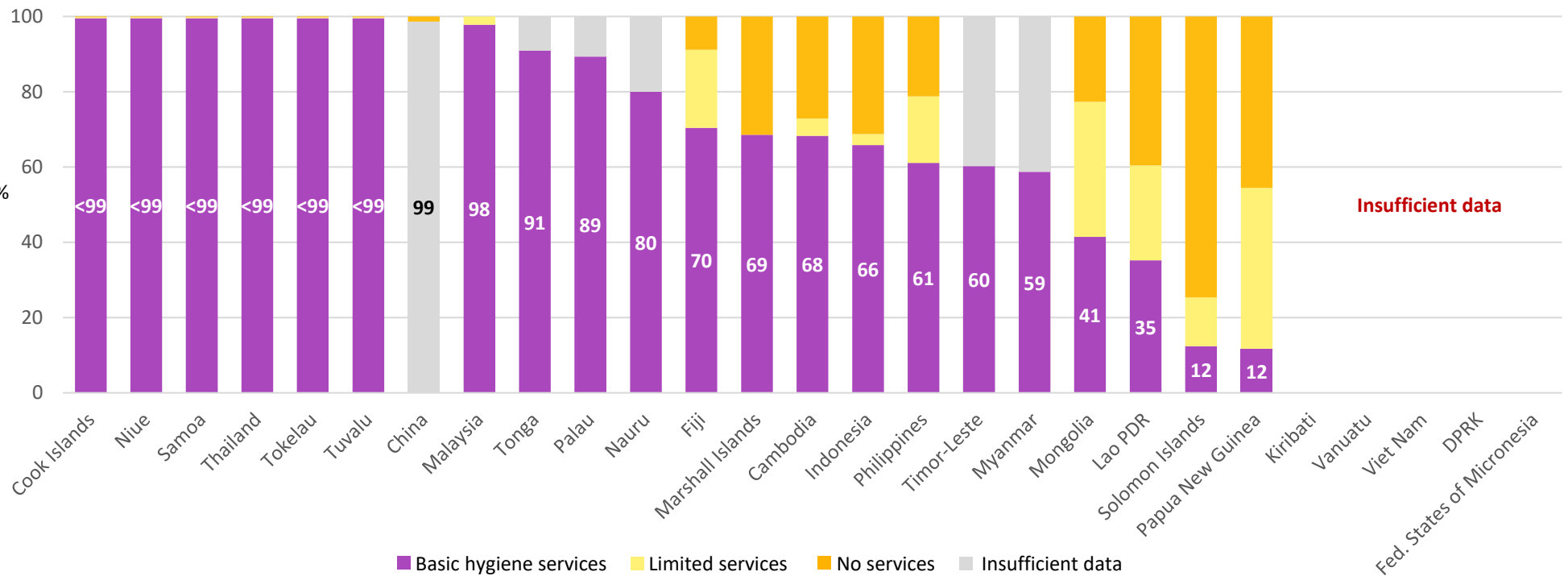
National drinking water coverage in schools, countries in East Asia and the Pacific, 2021 (%).

### In at least five of the 27 countries fewer than half of the schools provide basic sanitation services



National sanitation coverage in schools, countries in East Asia and the Pacific, 2021 (%).

### Basic hygiene coverage in schools is equal or lower than basic drinking water coverage. Absence of soap seems to be more of an issue than absence of water or sinks

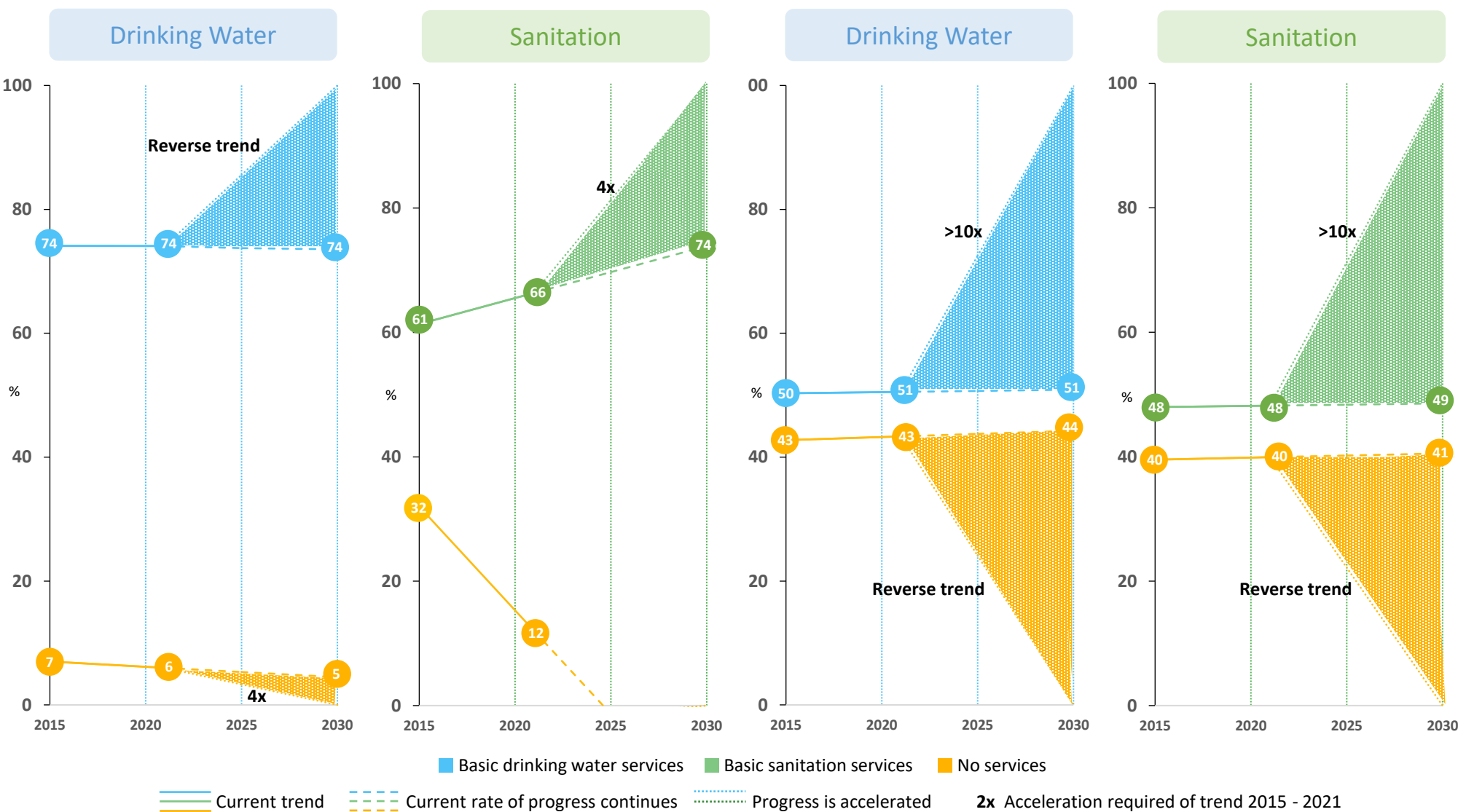


National hygiene coverage in schools, countries in East Asia and the Pacific, 2021 (%).

### Serious acceleration required throughout East Asia and the Pacific to increase WASH in Schools coverage

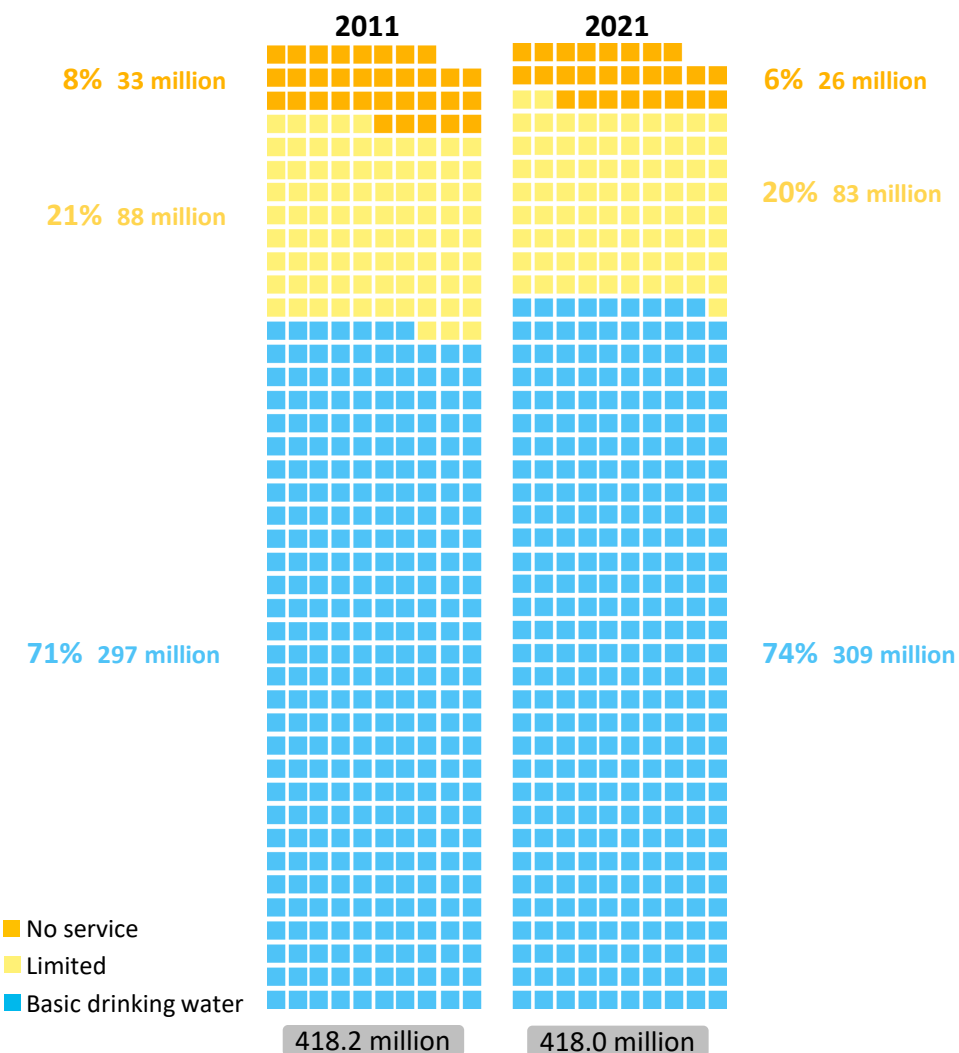
Schools in East Asia and the Pacific

Schools in the Pacific



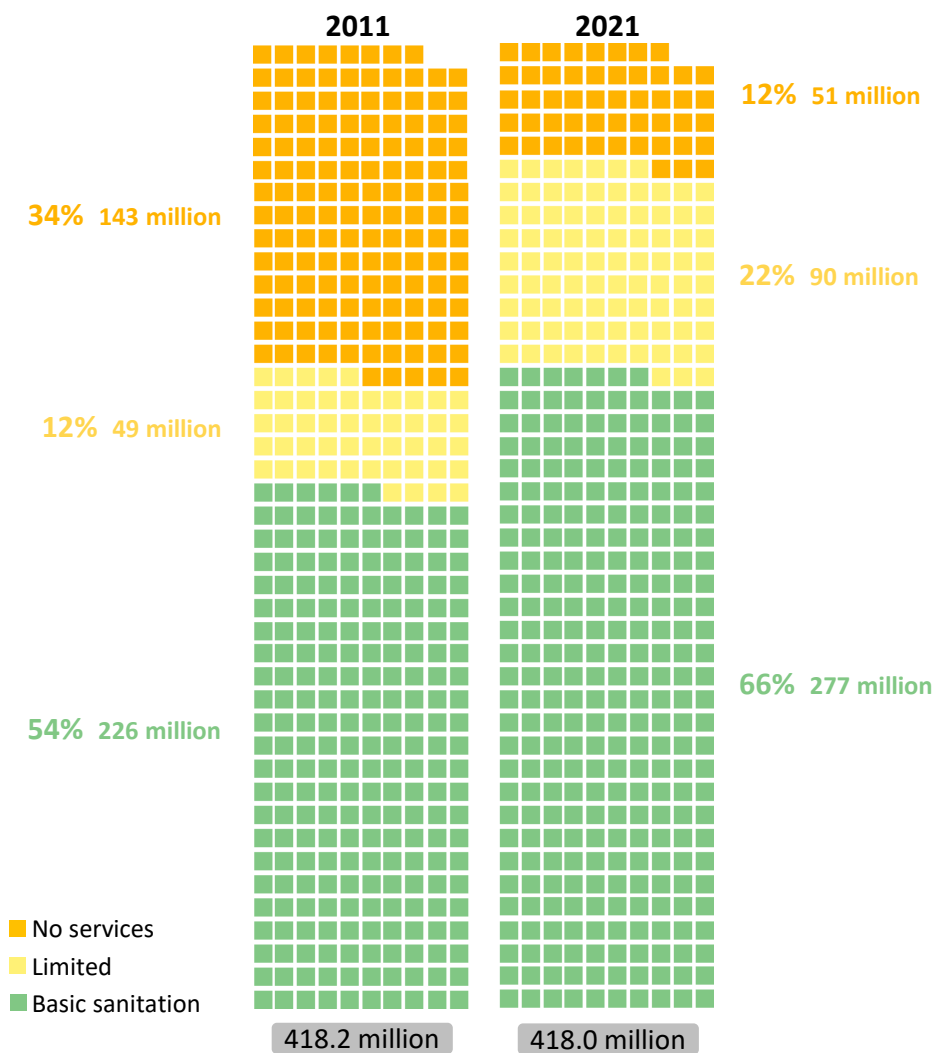
Coverage of WASH in school services, 2015-2021 (%), and acceleration required to meet targets by 2030, East Asia and the Pacific Region

### Since 2011, 12 million children in East Asia & Pacific gained access to a basic drinking water service at school



Number of school-age children with access to different levels of drinking water services while at school, 2011 and 2021, East Asia and Pacific Region (each unit represents 1 million children)

### Since 2011, 51 million children in East Asia & Pacific gained access to basic sanitation services at school



Number of school-age children with access to different levels of sanitation services while at school, 2011 and 2021, East Asia and Pacific Region (each unit represents 1 million children)

