

DRINKING WATER, SANITATION AND HYGIENE IN SCHOOLS

Global baseline report 2018

WHO/UNICEF JOINT MONITORING PROGRAMME FOR WATER SUPPLY, SANITATION AND HYGIENE



Highlights

The World Health Organization (WHO) and the United Nations Children’s Fund (UNICEF), through the WHO/UNICEF Joint Monitoring Programme for Water Supply, Sanitation and Hygiene (JMP), have produced regular updates on water, sanitation and hygiene (WASH) since 1990. Together, they are responsible for monitoring Sustainable Development Goal (SDG) targets 6.1 and 6.2 and supporting monitoring of other WASH-related targets.

This first JMP report on WASH in schools introduces new service ladders (Figure 1) and establishes national, regional and global baseline estimates that contribute towards global monitoring of SDG targets 6.1 and 6.2 – universal access to WASH – and SDG target 4.a – inclusive and effective learning environments for all (Table 1).

The SDGs aim for universal access to WASH and inclusive and effective learning environments for all



SDG	SDG TARGETS AND INDICATORS
 Goal 6: Ensure availability and sustainable management of water and sanitation for all	6.1 By 2030, achieve universal and equitable access to safe and affordable drinking water for all 6.2 By 2030, achieve access to adequate and equitable sanitation and hygiene for all and end open defecation, paying special attention to the needs of women and girls and those in vulnerable situations
 Goal 4: Ensure inclusive and quality education for all and promote lifelong learning	4.a Build and upgrade education facilities that are child, disability and gender sensitive and provide safe, non-violent, inclusive and effective learning environments for all 4.a.1 Proportion of schools with access to: (a) electricity; (b) the internet for pedagogical purposes; (c) computers for pedagogical purposes; (d) adapted infrastructure and materials for students with disabilities; (e) basic drinking water; (f) single-sex basic sanitation facilities; and (g) basic handwashing facilities (as per the WASH indicator definitions)

TABLE 1: Global goals and targets related to WASH in schools

SDG indicators for WASH in schools focus on achieving a basic minimum level of service

SERVICE LEVEL	DRINKING WATER	SANITATION	HYGIENE
BASIC SERVICE	Drinking water from an improved source and water is available at the school at the time of the survey	Improved sanitation facilities at the school that are single-sex and usable (available, functional and private) at the time of the survey	Handwashing facilities with water and soap available at the school at the time of the survey
LIMITED SERVICE	Drinking water from an improved source but water is unavailable at the school at the time of the survey	Improved sanitation facilities at the school that are either not single-sex or not usable at the time of the survey	Handwashing facilities with water but no soap available at the school at the time of the survey
NO SERVICE	Drinking water from an unimproved source or no water source at the school	Unimproved sanitation facilities or no sanitation facilities at the school	No handwashing facilities available or no water available at the school

FIGURE 1: New JMP service ladders for monitoring WASH in schools

Drinking water in schools

Key messages

In 2016,

- 92 countries and five out of eight SDG regions had sufficient data to estimate coverage of basic drinking water services in schools^{1,2}.
- 69% of schools had a basic drinking water service, defined as an improved source with water available at the time of the survey.
- 12% of schools had a limited drinking water service, defined as an improved source with water unavailable at the time of the survey.
- 19% of schools had no drinking water service, defined as an unimproved source or no source at all.
- Nearly 570 million children lacked a basic drinking water service at their school³.
- Less than half of schools in Oceania and only two thirds of schools in Central and Southern Asia had a basic drinking water service.
- Nearly half of schools in sub-Saharan Africa, and over a third of schools in Small Island Developing States had no drinking water service.
- Rural schools had lower coverage of basic drinking water services than urban schools in almost all countries with disaggregated data.
- One in four primary schools and one in six secondary schools had no drinking water service. There were insufficient data to calculate global estimates for pre-primary schools.
- Few countries reported on drinking water quality in schools but the limited data available showed that compliance with national standards varied widely.

Globally, 69% of schools had a basic drinking water service in 2016

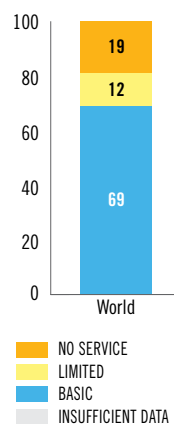


FIGURE 2: Global school drinking water coverage, 2016 (%)

Five out of eight SDG regions had estimates for basic drinking water services in schools in 2016

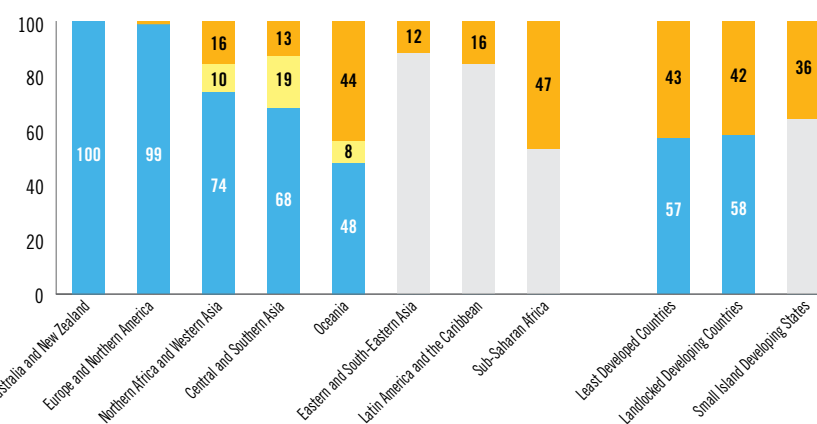


FIGURE 3: Regional school drinking water coverage, 2016 (%)

58 out of 92 countries had >75% coverage of basic drinking water services in schools in 2016

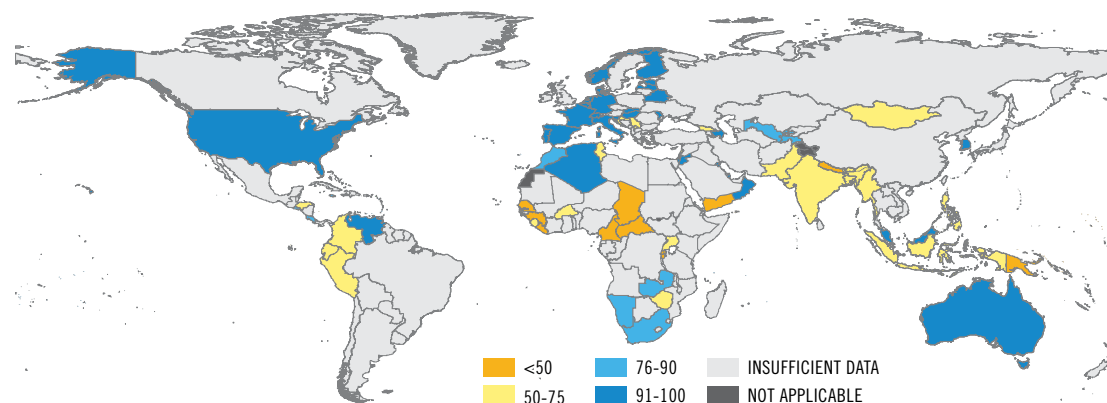


FIGURE 4: Proportion of schools with a basic drinking water service, by country, 2016 (%)

¹ Regional and global estimates are made where data are available for at least 30% of the relevant school-age population.
² Most countries had data on the types of water sources used by schools but fewer had data on the availability of drinking water.
³ UNESCO Institute of Statistics (UIS) estimates that there were 1.8 billion pre-primary, primary and secondary school-age children worldwide in 2016. This includes the 263 million children who were not in primary or secondary education for the school year ending in 2016. <<http://uis.unesco.org/en/topic/out-school-children-and-youth>>

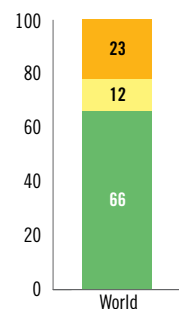
Sanitation in schools

Key messages

In 2016,

- 101 countries and seven out of eight SDG regions had sufficient data to estimate coverage of basic sanitation services in schools⁴.
- 66% of schools had a basic sanitation service, defined as an improved single-sex facility that is usable at the time of the survey.
- 12% of schools had a limited sanitation service, defined as an improved facility that is not single-sex or not usable at the time of the survey.
- 23% of schools had no sanitation service, defined as an unimproved facility or no facility at all.
- Over 620 million children worldwide lacked a basic sanitation service at their school.
- Coverage of basic sanitation services in schools varied widely between regions, ranging from 46% in Oceania to 100% in Australia and New Zealand.
- A third of schools in sub-Saharan Africa and Eastern and South-Eastern Asia had no sanitation service.
- Almost one in five primary schools and one in eight secondary schools had no sanitation service. There were insufficient data to calculate global estimates for pre-primary schools.
- The ratio of students to toilets often exceeded national guidelines, for both girls and boys.
- In most countries with data, fewer than 50% of schools had toilets accessible to students with limited mobility.

Globally, 66% of schools had a basic sanitation service in 2016



■ NO SERVICE
■ LIMITED
■ BASIC
■ INSUFFICIENT DATA

FIGURE 5: Global school sanitation coverage, 2016 (%)

Seven out of eight SDG regions had estimates for basic sanitation services in schools in 2016

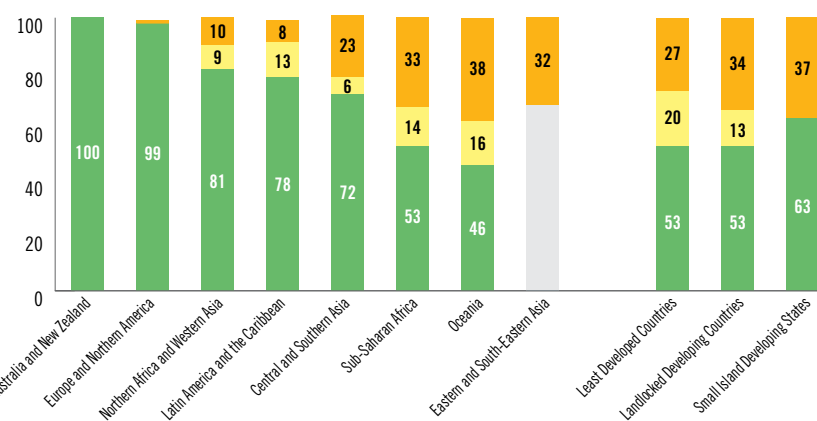


FIGURE 6: Regional school sanitation coverage, 2016 (%)

67 out of 101 countries had >75% coverage of basic sanitation services in schools in 2016

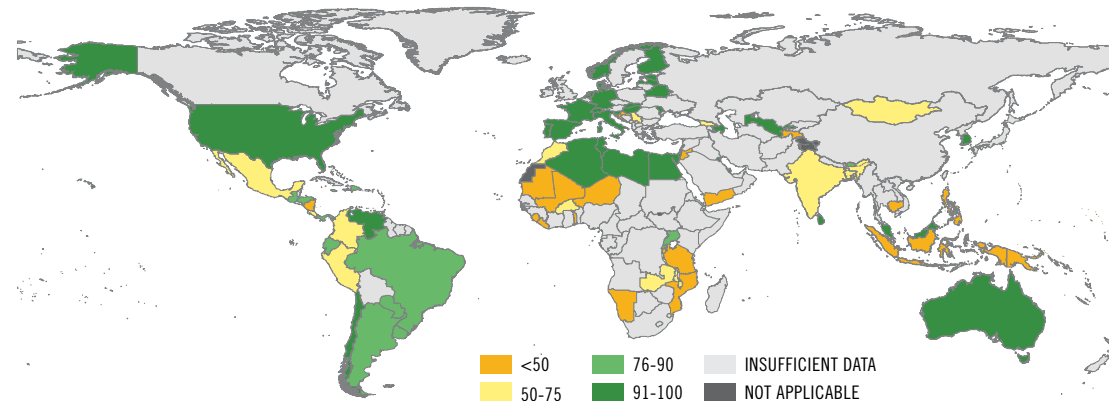


FIGURE 7: Proportion of schools with a basic sanitation service, by country, 2016 (%)

⁴ Most countries had data on the availability of sanitation facilities but relatively few had data on whether they are improved, usable and single-sex.

Hygiene in schools

Key messages

In 2016,

- 81 countries and seven out of eight SDG regions had sufficient data to estimate coverage of basic hygiene services in schools⁵.
- 53% of schools had a basic hygiene service, defined as a handwashing facility with water and soap available at the time of the survey.
- 11% of schools had a limited hygiene service, defined as a handwashing facility with water but no soap available at the time of the survey.
- 36% of schools had no hygiene service, defined as no facility or no water available.
- Nearly 900 million children worldwide lacked a basic hygiene service at their school.
- Coverage of basic hygiene services in schools was below 50% in Oceania and sub-Saharan Africa.
- More than a third of schools worldwide and half of schools in Least Developed Countries had no hygiene service.
- Secondary schools had higher coverage of basic hygiene services than primary schools in most countries with disaggregated data.
- More than one in three primary schools and a quarter of secondary schools had no hygiene service. There were insufficient data to calculate global estimates for pre-primary schools.
- Few countries had data on the proportion of schools providing menstrual hygiene management (MHM) education, sanitary towels and facilities for the disposal of used materials.

Globally, 53% of schools had a basic hygiene service in 2016

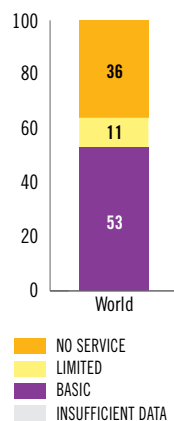


FIGURE 8: Global school hygiene coverage, 2016 (%)

Seven out of eight SDG regions had estimates for basic hygiene services in schools in 2016

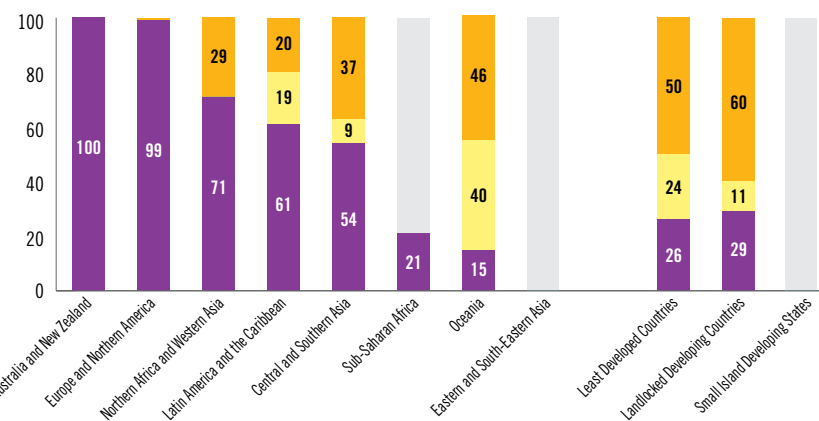


FIGURE 9: Regional school hygiene coverage, 2016 (%)

48 out of 81 countries had >75% coverage of basic hygiene services in schools in 2016

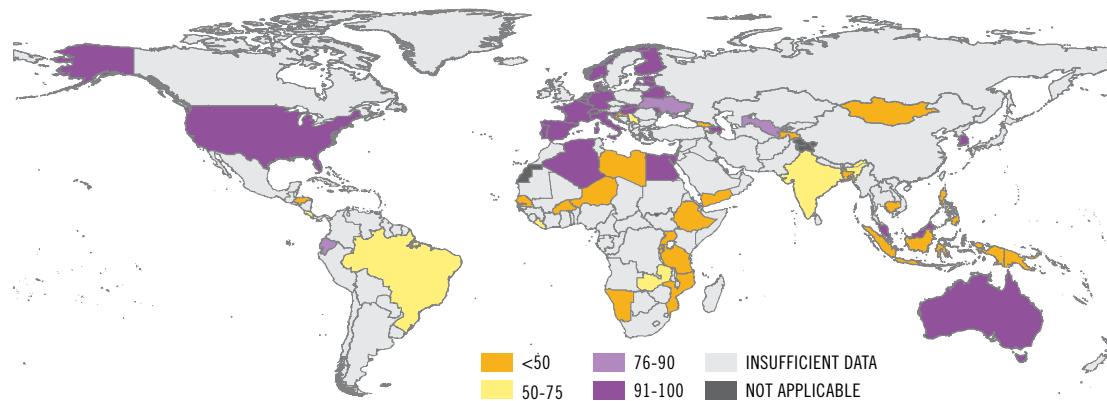


FIGURE 10: Proportion of schools with a basic hygiene service, by country, 2016 (%)

⁵ Many countries had data on the availability of facilities but fewer had data on the availability of water and soap.



Drinking water in schools (2016)

- **92 countries** had sufficient data to estimate coverage of basic drinking water services in schools
- **69% of schools** had a basic drinking water service
- Nearly **570 million children** worldwide lacked a basic drinking water service at their school
- **19% of schools** had no drinking water service at all
- **Drinking water quality** varied widely in the few countries with data available



Sanitation in schools (2016)

- **101 countries** had sufficient data to estimate coverage of basic sanitation services in schools
- **66% of schools** had a basic sanitation service
- Over **620 million children** worldwide lacked a basic sanitation service at their school
- **23% of schools** had no sanitation service at all
- **Fewer than 50% of schools** had toilets accessible to students with limited mobility in most countries with data available



Hygiene in schools (2016)

- **81 countries** had sufficient data to estimate coverage of basic hygiene services in schools
- **53% of schools** had a basic hygiene service
- **Nearly 900 million** children worldwide lacked a basic hygiene service at their school
- **36% of schools** had no hygiene service at all
- Some countries had data on **menstrual hygiene management** in schools, but definitions varied

JMP WEBSITE: WASHDATA.ORG