

# PROGRESS ON HOUSEHOLD DRINKING WATER, SANITATION AND HYGIENE 2000-2022

SPECIAL FOCUS ON GENDER

LAUNCH VERSION

WHO/UNICEF JOINT MONITORING PROGRAMME FOR WATER SUPPLY, SANITATION AND HYGIENE



WHO  
UNICEF



JMP



World Health  
Organization

## Progress on household drinking water, sanitation and hygiene 2000–2022: special focus on gender

ISBN (UNICEF): 978-92-806-5476-9

ISBN (WHO) 978-92-4-007692-1

© United Nations Children's Fund (UNICEF) and World Health Organization (WHO), 2023

**All rights reserved.** Permission is required to reproduce any part of this publication. Requests for permission should be addressed to UNICEF, Division of Communication, 3 United Nations Plaza, New York 10017, USA (email: nyhqdoc.permit@unicef.org).

**Suggested citation.** Progress on household drinking water, sanitation and hygiene 2000–2022: special focus on gender. New York: United Nations Children's Fund (UNICEF) and World Health Organization (WHO), 2023.

**Photographs.** Front cover: © UNICEF/UN0549885/Dubourthoumieu; © UNICEF/UN0549963/Dubourthoumieu; Page XIII: © UNICEF/UNI112407/Grarup; Page XIV: © UNICEF/UN0769639/Vovk; Page 1: © UNICEF/UN0735043/Ijazah; Page 3: © UNICEF/UNI345199/Tancredi; Page 6: © UNICEF/UN0381287/Bisol; Page 7: © UNICEF/UN0434784/Karimi; Page 9: © UNICEF/UNI297222/Scherbrucker; Page 11: © UNICEF/UN0267721/Frazier; Page 12: © UNICEF/UN0679741/Chnkjji; Page 19: © UNICEF/UNI307707/Keita; Page 20: © UNICEF/UN0645663/Willocq; Page 24: © UNICEF/UN0406867/Andrianantenaina; Page 25: © UNICEF/UNI182813/Noorani; Page 31: © UNICEF/UN0606917/Panjwani; Page 35: © UNICEF/UN0804290/Butt; Page 36: © UNICEF/UN0606746/Panjwani; Page 38: © UNICEF/UN0549969/Dubourthoumieu; Page 40–41: © UNICEF/UN0353563/Ijazah; Page 42: © UNICEF/UN0828824/Izquierdo; Page 44: © UNICEF/ECU/2016/Troppoli; Page 48: © UNICEF/UNI404653/Kokoroko; Page 49: © UNICEF/UN0718803/Panjwani; Page 54: © UNICEF/UN0139454/Prinsloo; Page 57: © UNICEF/UN0549913/Dubourthoumieu; Page 59: © UNICEF/UN0801841/Diarassouba; Page 61: © UNICEF/UN0525861/; Page 62: © UNICEF/UN0720762/Panjwani; Page 63: © UNICEF/UNI212659/Tremeau; Page 68: © UNICEF/UNI289684/Narain; Page 70: © UNICEF/UN0597063/Willocq; Page 73: © UNICEF/UN0235068/Htet; Page 75: © UNICEF/UN0390565/Vishwanathan; Page 76: © UNICEF/UN0716467/Mugisha; Page 77: © UNICEF/UN0593971/Parashar; Page 82: © UNICEF/UN0421438/Abdul; Page 93: © UNICEF/UN0641437; Page 94: © UNICEF/UN0832029/Quintero; Page 95: © UNICEF/UN0692282/Sukali; Page 99: © UNICEF/UN0854480/Owoicho; Page 100: © UNICEF/UN0638524/; Back cover: © UNICEF/UN0720779/Panjwani.

**General disclaimers.** The designations employed and the presentation of the material in this publication do not imply the expression of any opinion whatsoever on the part of WHO or UNICEF concerning the legal status of any country, territory, city or area or of its authorities, or concerning the delimitation of its frontiers or boundaries. Dotted and dashed lines on maps represent approximate border lines for which there may not yet be full agreement.

The mention of specific companies or of certain manufacturers' products does not imply that they are endorsed or recommended by WHO or UNICEF in preference to others of a similar nature that are not mentioned. Errors and omissions excepted, the names of proprietary products are distinguished by initial capital letters.

The figures included in this report have been estimated by the WHO/UNICEF Joint Monitoring Programme for Water Supply, Sanitation and Hygiene <<https://washdata.org>> to ensure compatibility; thus, they are not necessarily the official statistics of the concerned country, area or territory, which may use alternative rigorous methods.

All reasonable precautions have been taken by WHO and UNICEF to verify the information contained in this publication. However, the published material is being distributed without warranty of any kind, either expressed or implied. The responsibility for the interpretation and use of the material lies with the reader. In no event shall WHO and UNICEF be liable for damages arising from its use.

Design, layout and production by Elwa Design Studio.

Printed in New York, USA.

### Acknowledgements

This report was developed and produced by the WHO/UNICEF Joint Monitoring Programme team: Jorge Bica (UNICEF), Christie Chatterley (independent consultant), Ayça Dönmez (UNICEF), Rick Johnston (WHO), Francesco Mitis (WHO) and Tom Slaymaker (UNICEF). UNICEF was the lead publication agency for this report. Strategic direction was provided by Bruce Gordon (WHO), Mark Hereward (UNICEF) and Cecilia Scharp (UNICEF). The report was edited by Alison Gentleman.

This report would not have been possible without the contributions of UNICEF and WHO staff in regional and country offices who identified new sources of data and facilitated country consultations with national stakeholders on draft indicators from November 2022 through February 2023.

UNICEF and WHO gratefully acknowledge the financial support provided by the Department for Foreign Aid and Trade (Australia), the Austrian Development Agency (Austria), the Bill and Melinda Gates Foundation, the Agence Française de Développement (France), the Federal Ministry for Economic Cooperation and Development (Germany), the Directorate-General for International Cooperation (Kingdom of the Netherlands), the Swiss Agency for Development and Cooperation (Switzerland), the Foreign, Commonwealth & Development Office (United Kingdom), and the United States Agency for International Development (United States of America).

# PROGRESS ON HOUSEHOLD DRINKING WATER, SANITATION AND HYGIENE | 2000-2022

SPECIAL FOCUS ON GENDER



# Contents



## Highlights

---

|                  |      |
|------------------|------|
| Introduction     | VI   |
| Drinking water   | VIII |
| Sanitation       | IX   |
| Hygiene          | X    |
| Menstrual health | XI   |
| Inequalities     | XII  |

## 1. Introduction

---

|                                   |   |
|-----------------------------------|---|
| Global progress                   | 1 |
| Global data availability and gaps | 2 |
| Gender in WASH                    | 7 |



## 2. Drinking water services

---

|  |    |
|--|----|
| Introduction                           | 12 |
| Gender and drinking water              | 15 |
| Basic drinking water services          | 21 |
| Safely managed drinking water services | 25 |
| Data coverage and progression          | 34 |

## 3. Sanitation services

---

|                                    |    |
|------------------------------------|----|
| Introduction                       | 36 |
| Gender and sanitation              | 39 |
| Basic sanitation services          | 45 |
| Safely managed sanitation services | 49 |
| Data coverage and progression      | 60 |



## 4. Hygiene services

|                               |    |
|-------------------------------|----|
| Introduction                  | 62 |
| Gender and hygiene            | 65 |
| Basic hygiene services        | 67 |
| Data coverage and progression | 75 |



## 5. Menstrual health

|                                  |    |
|----------------------------------|----|
| Introduction                     | 76 |
| Awareness                        | 80 |
| Materials                        | 81 |
| Private place to wash and change | 86 |
| Participation                    | 88 |



## 6. Annexes

|                                   |     |   |     |
|-----------------------------------|-----|---|-----|
| Annex 1: Methods                  | 94  | Annex 6: Menstrual health data                        | 144 |
| Annex 2: Regional groupings       | 102 | Annex 7: Inequalities in basic services               | 146 |
| Annex 3: Drinking water estimates | 104 | Annex 8: Regional and global drinking water estimates | 152 |
| Annex 4: Sanitation estimates     | 122 | Annex 9: Regional and global sanitation estimates     | 154 |
| Annex 5: Hygiene estimates        | 140 | Annex 10: Regional and global hygiene estimates       | 156 |



# Highlights

## INTRODUCTION

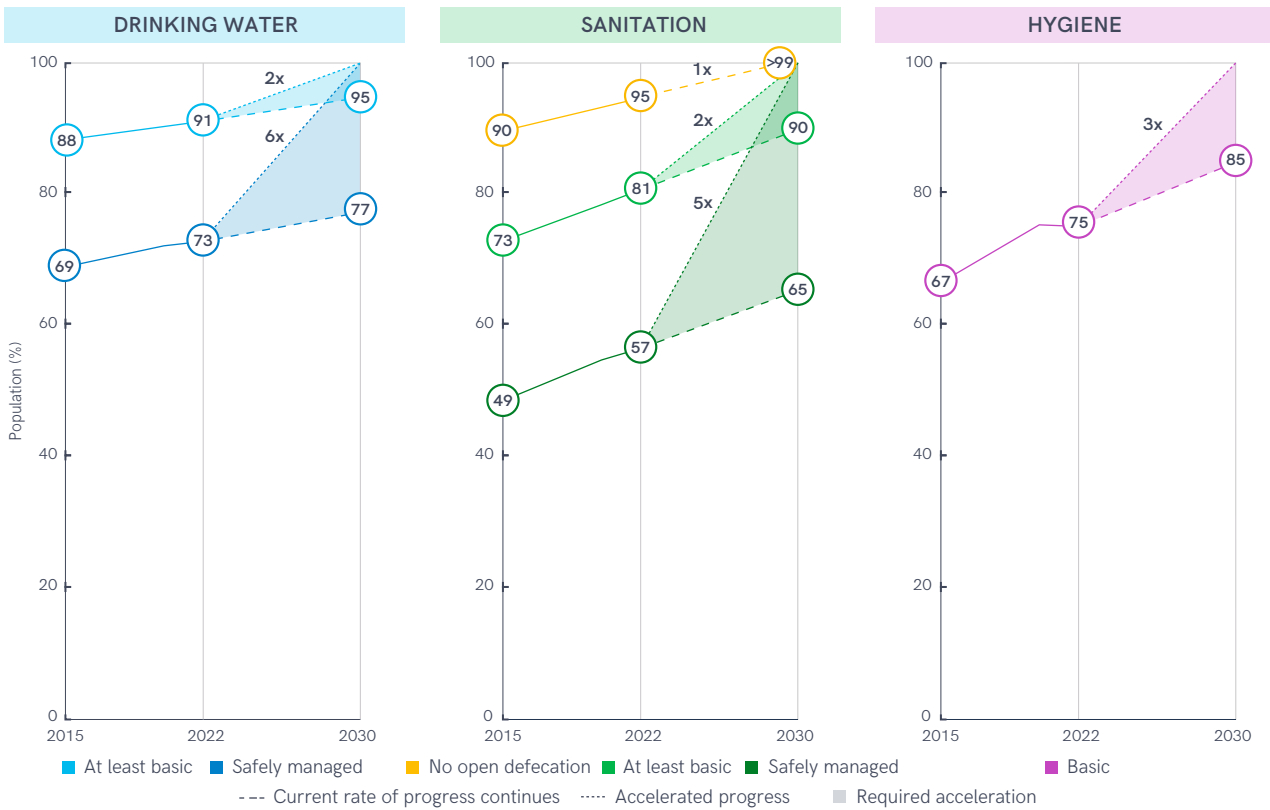
The World Health Organization and United Nations Children's Fund (WHO/UNICEF) Joint Monitoring Programme for Water Supply, Sanitation and Hygiene (JMP) produces internationally comparable estimates of progress on drinking water, sanitation and hygiene (WASH) and is responsible for global monitoring of the Sustainable Development Goal (SDG) targets related to WASH. In 2022, the JMP released updated estimates for WASH in schools and WASH in health care facilities (2000–2021). This report presents updated national, regional and global estimates for WASH in households for the period 2000 to 2022.

The 2030 Agenda for Sustainable Development Goal 6 aims to 'ensure availability and sustainable management of water and sanitation for all' and includes targets for universal access to safe drinking water (6.1), and sanitation and hygiene (6.2). Data for the corresponding global indicators are now available for more than 50% of the world's population but, as we approach the mid-point of the SDG period, the world is not on track to achieve SDG targets 6.1 and 6.2. Achieving universal coverage by 2030 will require a sixfold increase in current rates of progress for safely managed drinking water, a fivefold increase

for safely managed sanitation and a threefold increase for basic hygiene services (Figure 1).

The importance of progress on drinking water, sanitation and hygiene for achieving SDG 5, which aims to 'realize gender equality and empower all women and girls', is widely recognized and this report has a special focus on gender to reflect this. Each chapter examines available data related to gender and WASH, indicates how addressing gender inequalities can accelerate progress on WASH, and highlights opportunities for enhanced national and global monitoring in the future (Box 1).

## Achieving SDG WASH targets by 2030 will require a three- to sixfold increase in current rates of progress



**FIGURE 1** Global coverage of WASH services, 2015–2022 (%), and acceleration required to reach universal coverage (>99%) by 2030

### BOX 1

#### Gender and WASH

The importance of progress on drinking water, sanitation and hygiene for achieving SDG 5, which aims to ‘realize gender equality and empower all women and girls’, is widely recognized. Likewise, gender inequalities impede realization of the SDG 6 targets on WASH. This report has a special focus on gender and WASH. It shows that:

- 1.8 billion people collect drinking water from supplies located off premises,<sup>1</sup> and in seven out of ten households women and girls are primarily responsible for water collection.
- In almost all countries with comparable data, the burden of water carriage remains significantly heavier for women and girls than for men and boys.

- Over half a billion people share sanitation facilities with other households and emerging data show that among these, women are more likely than men to feel unsafe walking alone after dark.
- Lack of handwashing facilities disproportionately impacts adolescent girls and women who are primarily responsible for child care and domestic chores in many countries around the world.
- Inadequate WASH services limit the ability of adolescent girls and women, and other persons who menstruate, to safely and privately manage their periods.

<sup>1</sup> Estimate includes collection from improved and unimproved drinking water sources.

# DRINKING WATER

- Since 2015, coverage of safely managed drinking water has increased from 69% to 73%, rising from 56% to 62% in rural areas and from 80% to 81% in urban areas.
- In 2022, 32 countries<sup>2</sup> were on track to achieve universal access (>99%) by 2030, 78 were progressing too slowly and in 16 countries, coverage was decreasing.
- No SDG region is on track to achieve universal access by 2030 and the overall rate of progress will need to increase sixfold to meet the SDG global target.
- In 2022, 2.2 billion people still lacked safely managed drinking water, including 1.5 billion with basic services, 292 million with limited services, 296 million with unimproved and 115 million drinking surface water.
- This report includes estimates of safely managed services for 142 countries and for six out of eight SDG regions (compared with 95 countries and four regions in the 2017 SDG baseline report).

<sup>2</sup> The JMP produces internationally comparable estimates for 235 countries, areas and territories including all UN Member States. Statistics in this report refer to countries, areas and territories.

## In 2022, one in four people lacked safely managed drinking water and regional coverage varied widely

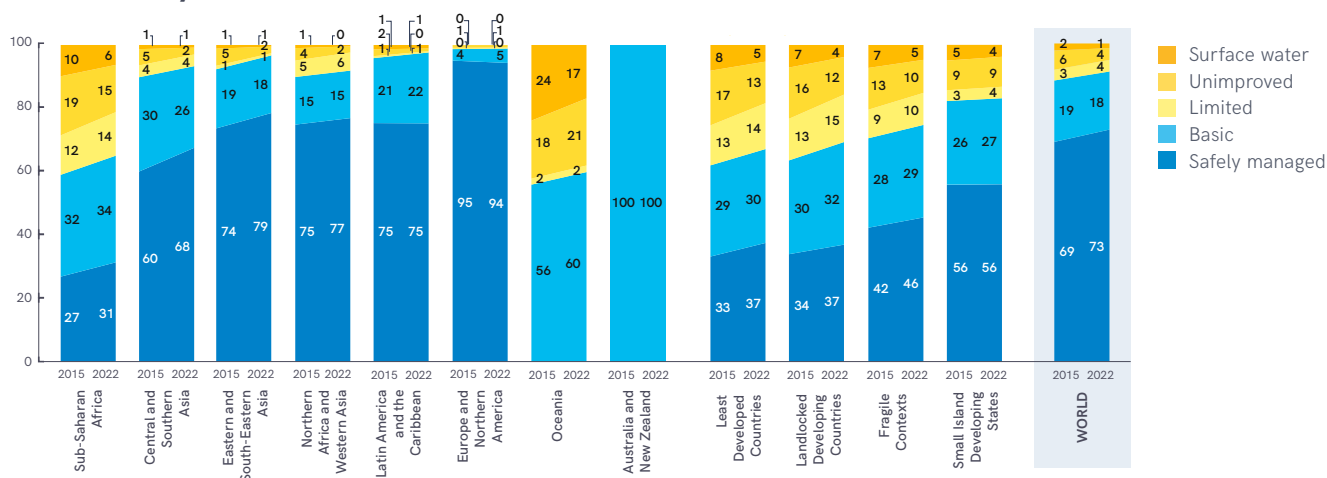


FIGURE 2 Global and regional drinking water coverage, 2015–2022 (%)

## In 2022, 142 countries had estimates for safely managed drinking water

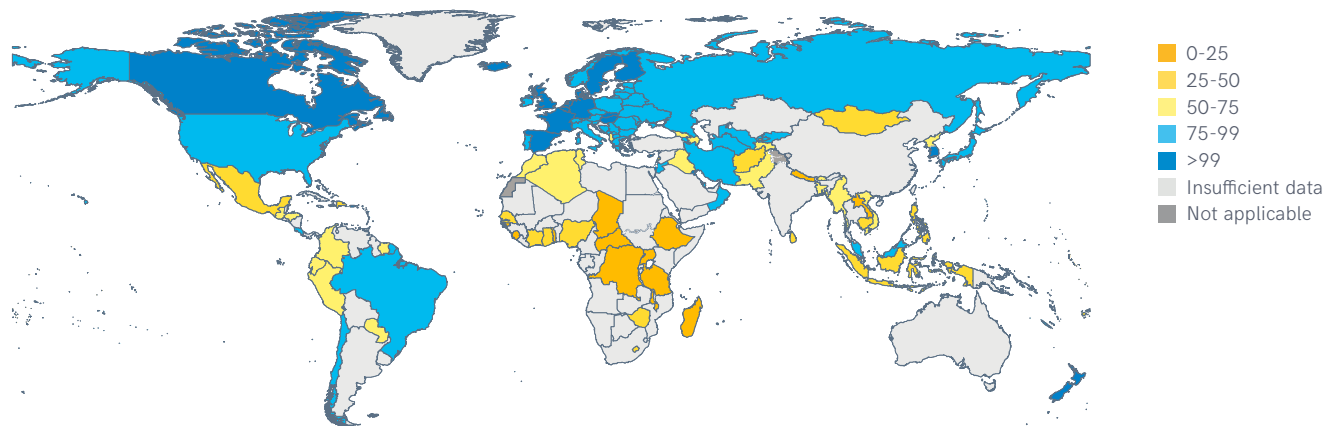


FIGURE 3 Proportion of population using safely managed drinking water services, 2022 (%)



# SANITATION

- Since 2015, coverage of safely managed sanitation has increased from 49% to 57%, rising from 36% to 46% in rural areas and from 60% to 65% in urban areas.
- In 2022, 17 countries were on track to achieve universal access (>99%) by 2030, 84 were progressing too slowly and in 24 countries, coverage was decreasing.
- No SDG region is on track to achieve universal access by 2030 and the overall rate of progress will need to increase fivefold to meet the SDG global target.
- In 2022, 3.4 billion people still lacked safely managed sanitation, including 1.9 billion with basic services, 570 million with limited services, 545 million with unimproved services and 419 million practising open defecation.
- This report includes estimates of safely managed services for 135 countries and for seven out of eight SDG regions (compared with 84 countries and five regions in the 2017 SDG baseline report).

## In 2022, two out of five people lacked safely managed sanitation and regional coverage varied widely

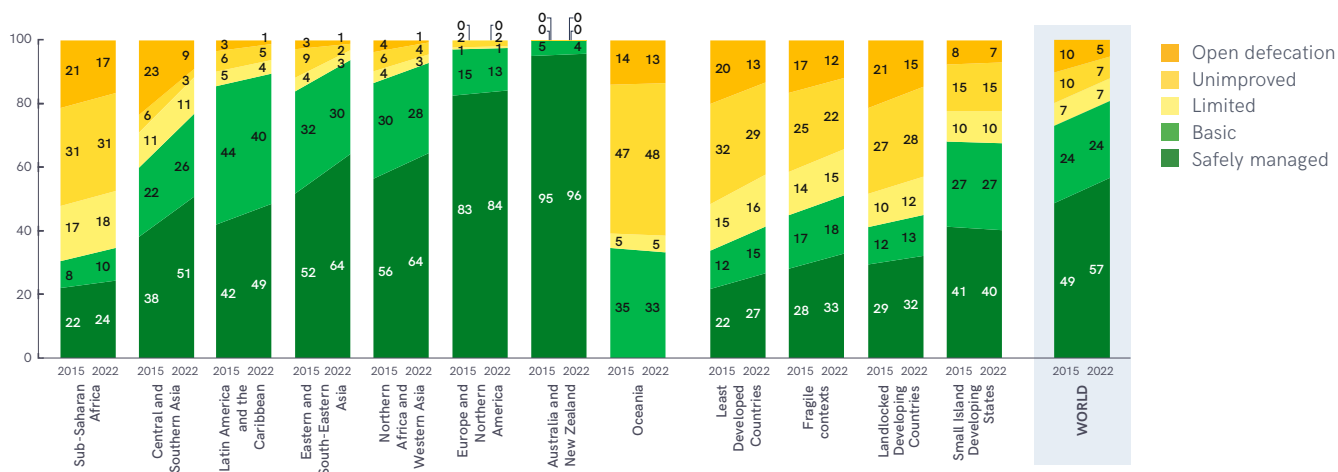


FIGURE 4 Global and regional sanitation coverage, 2015–2022 (%)

## In 2022, 135 countries had estimates for safely managed sanitation services

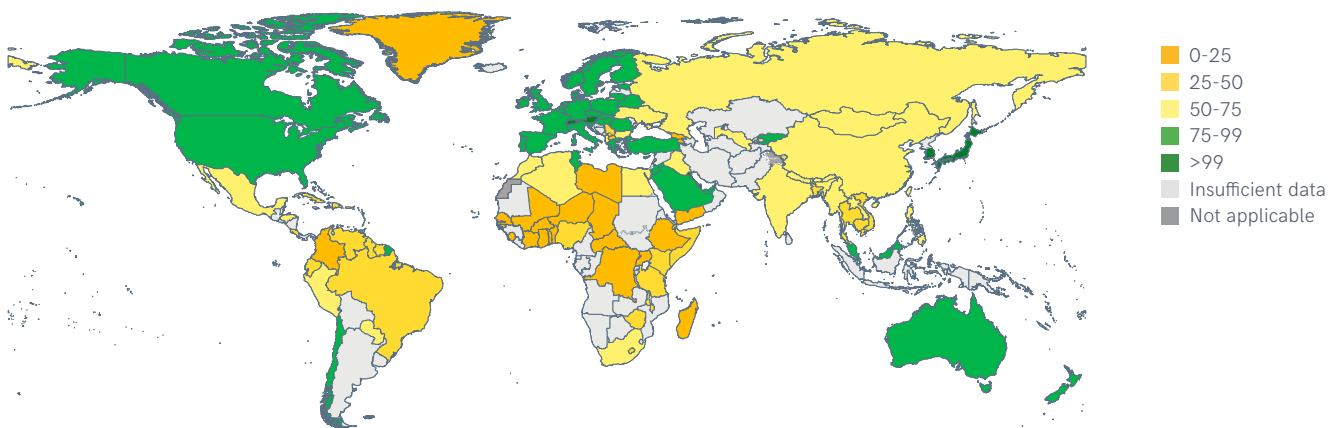


FIGURE 5 Proportion of population using safely managed sanitation services, 2022 (%)

# HYGIENE

- Since 2015, coverage of basic hygiene services has increased from 67% to 75%, rising from 53% to 65% in rural areas but remaining largely unchanged, at 83%, in urban areas.
- In 2022, 11 countries were on track to achieve universal access (>99%) by 2030, 56 were progressing too slowly and in seven countries, coverage was decreasing.
- No SDG region is on track to achieve universal access by 2030 and the overall rate of progress will need to increase threefold to meet the SDG global target.
- In 2022, 2 billion people still lacked basic hygiene services, including 1.3 billion with limited services and 653 million with no facility.
- This report includes estimates of basic services for 84 countries and for four out of eight SDG regions (compared with 70 countries and two regions in the 2017 SDG baseline report).

## In 2022, one in four people lacked basic hygiene services but four SDG regions had insufficient data

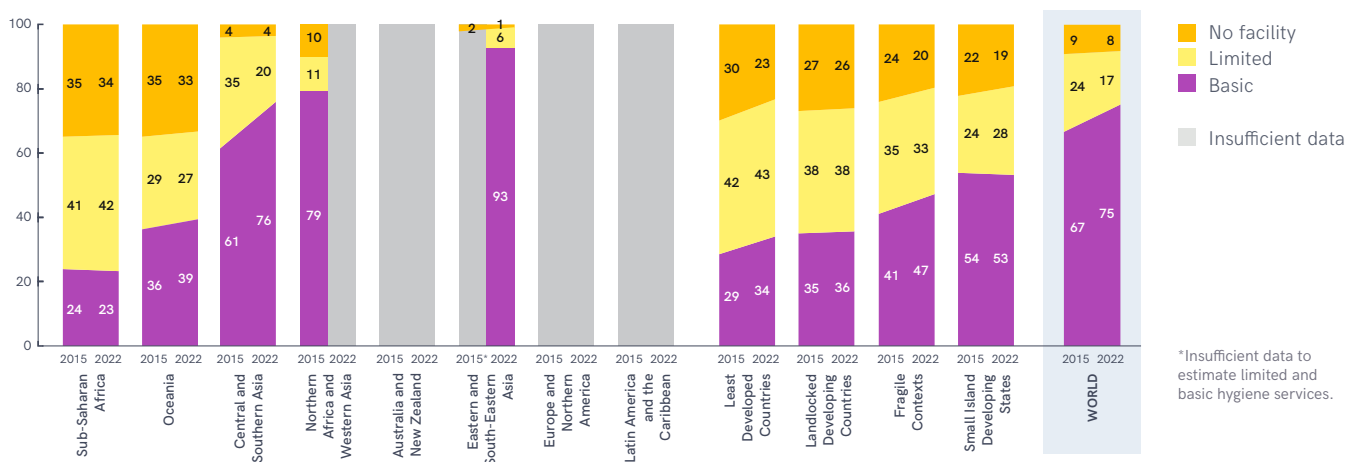


FIGURE 6 Global and regional hygiene coverage, 2022 (%)

## In 2022, 84 countries had estimates available for basic hygiene services

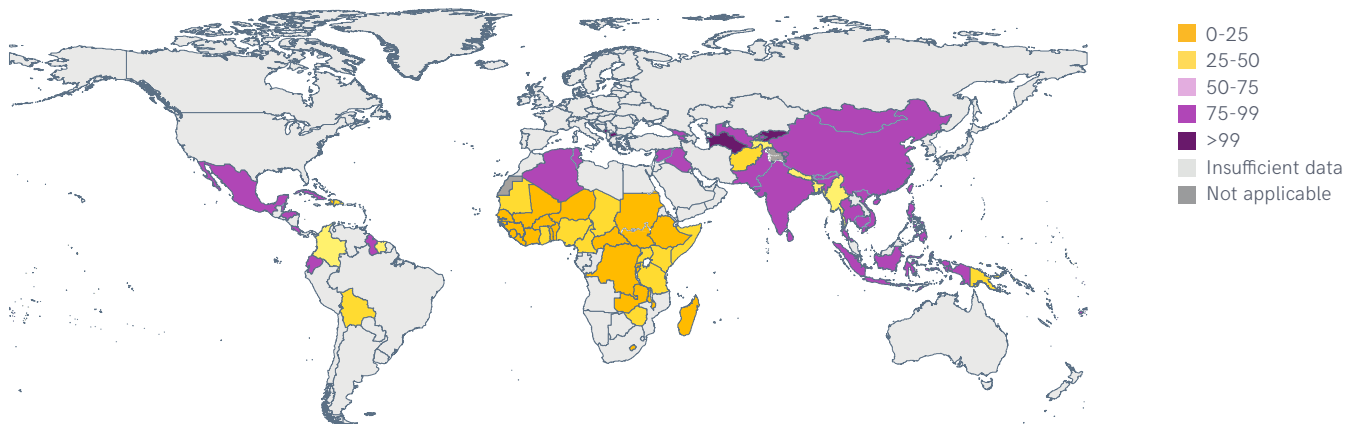
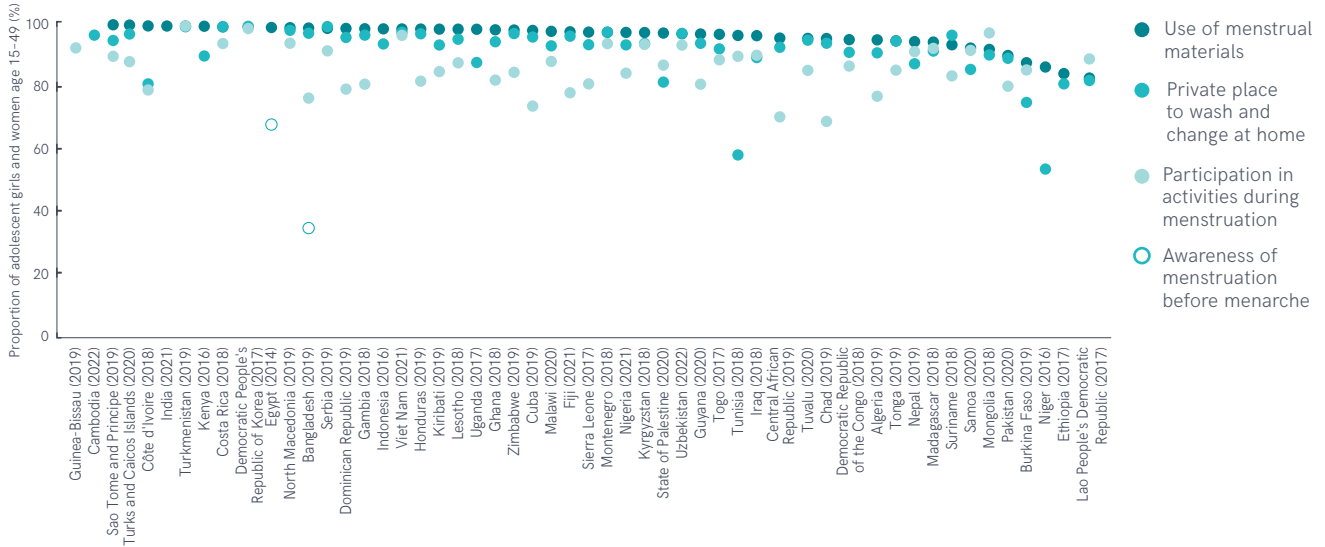


FIGURE 7 Proportion of population with basic hygiene services, 2022 (%)

# MENSTRUAL HEALTH

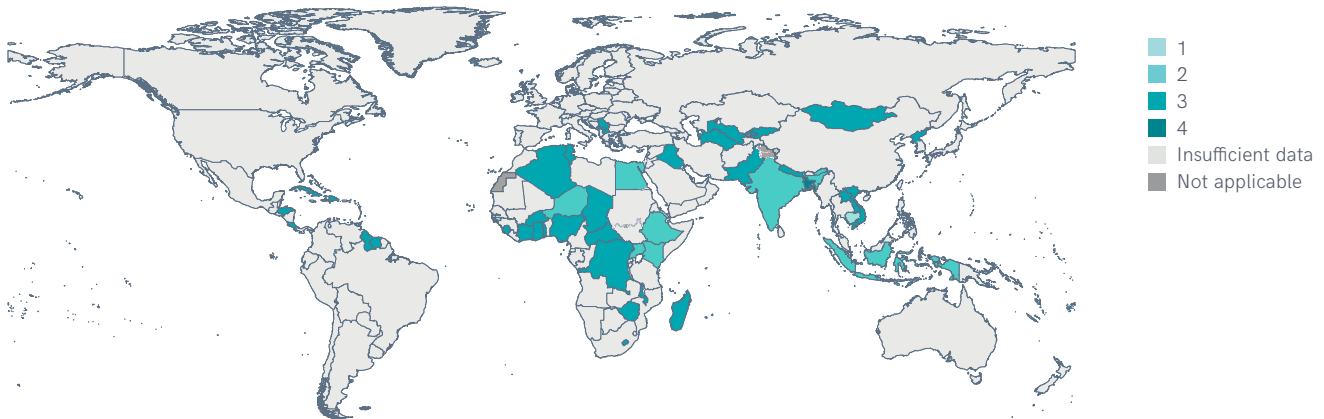
- 53 countries had data for at least one menstrual health indicator in 2022, and three quarters were low-income or lower-middle-income.
- Adolescent girls and women living in rural areas were more likely to use reusable menstrual materials or no materials at all.
- Adolescent girls and women in the poorest wealth quintile and those with functional difficulties were more likely to lack a private place to wash and change their menstrual materials at home.
- Many adolescent girls and women did not participate in school, work or social activities during menstruation but there is significant variation between and within countries.
- Awareness of menstruation before menarche varied widely in the two countries that have data. Girls who were unaware were much more likely to have negative experiences.

## Adolescent girls and women in most countries have access to materials and a private place to wash and change, but often don't participate in school, work and social activities during menstruation



**FIGURE 8** Proportion of adolescent girls and women age 15–49 by menstrual health indicator, selected countries, 2014–2022 (%)

## In 2022, 53 countries had nationally representative data on at least one menstrual health indicator



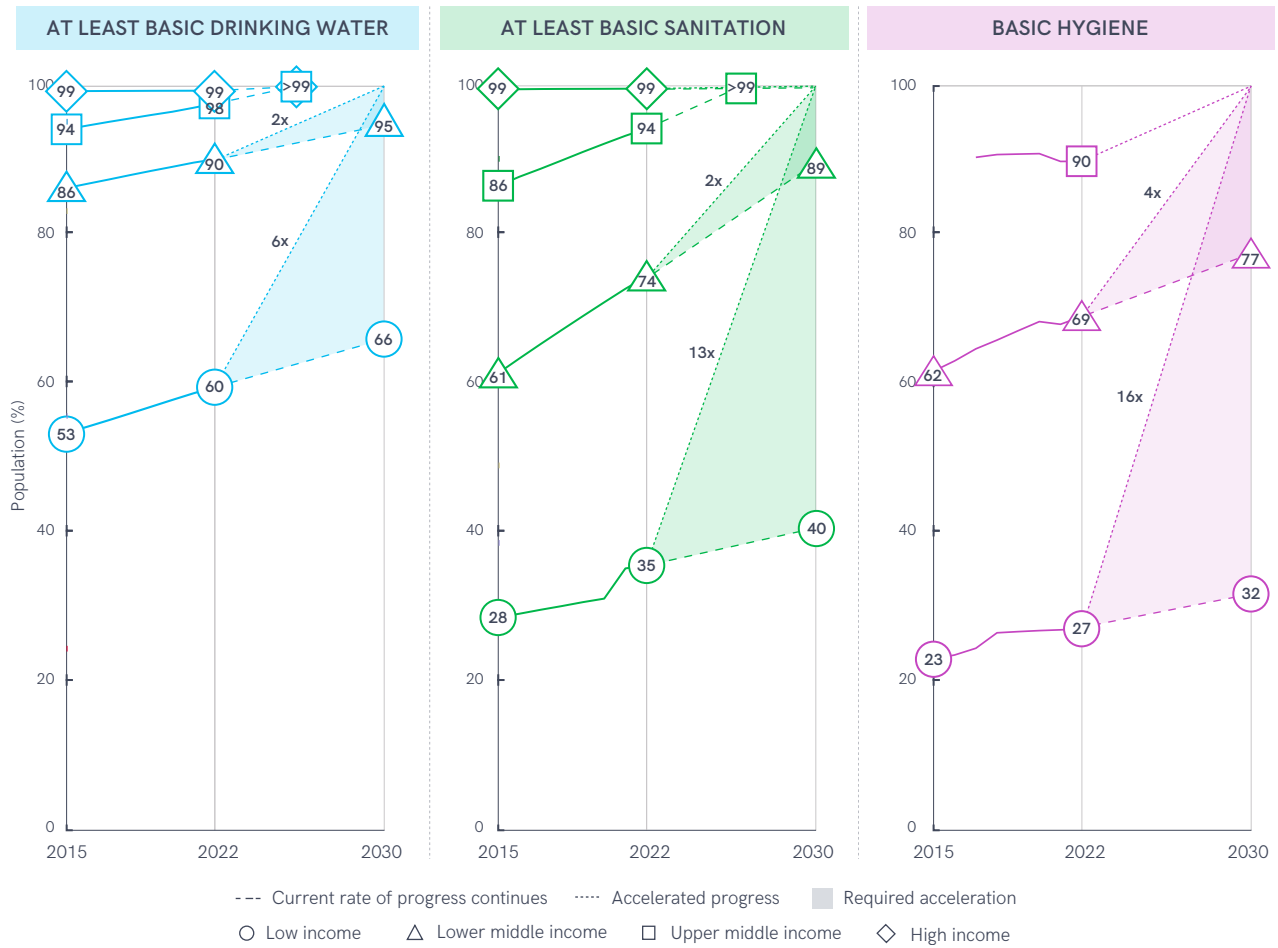
**FIGURE 9** Number of menstrual health indicators with national data available, by country, 2022

## INEQUALITIES

- Achieving SDG targets in low-income countries will require current rates of progress to increase sixfold, 13-fold and 16-fold for basic water, sanitation and hygiene, respectively, and 20-fold and 21-fold for safely managed water and safely managed sanitation services, respectively.
- The 1.9 billion people living in fragile contexts are twice as likely to lack safely managed drinking water and basic hygiene, and one and a half times as likely to lack safely managed sanitation services.
- Out of 105 countries with data, coverage of basic drinking water, sanitation and hygiene among the richest was more than double that of the poorest in 27, 54 and 64 countries, respectively.
- Emerging data from Multi-Sector Needs Assessments (MSNAs) in emergency settings show that displaced populations often have lower coverage of basic WASH services than non-displaced populations.

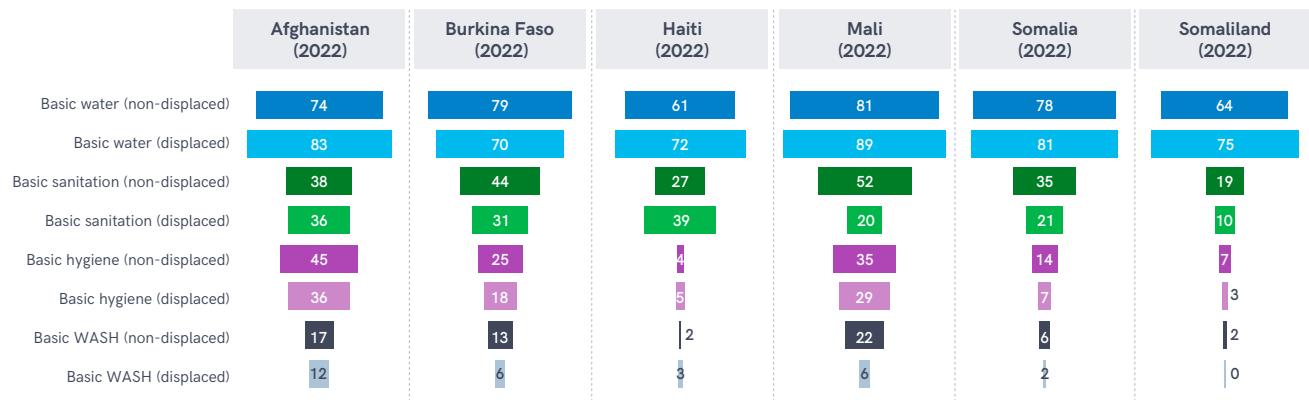


## In low-income countries, achieving universal coverage of basic WASH services by 2030 will require a dramatic acceleration in current rates of progress



**FIGURE 10** Coverage of basic WASH services by income group, 2015-2022 (%), and acceleration required to reach universal coverage (>99%) by 2030

## Displaced populations often have lower coverage than non-displaced, but the impact of displacement on WASH service levels is highly context specific



**FIGURE 11** Proportion of population with basic drinking water, sanitation and hygiene services, and basic WASH combined, by displacement status, from selected Multi-Sector Needs Assessments surveys, 2022 (%)





# 1 Introduction

## GLOBAL PROGRESS

Between 2000 and 2022, the global population increased from 6.1 billion to 8 billion people,<sup>3</sup> and billions of people gained access to WASH services (Figure 12). Since 2000, 2.1 billion people have gained access to safely managed drinking water (687 million since 2015) and the number of people without access has decreased by 247 million. Among the 2.2 billion still lacking safely managed drinking water in 2022, two thirds (1.5 billion) had a basic service, 292 million used limited services, 296 million used unimproved sources and

115 million used surface water. Compared with 2000, 582 million fewer people used unimproved sources and surface water.

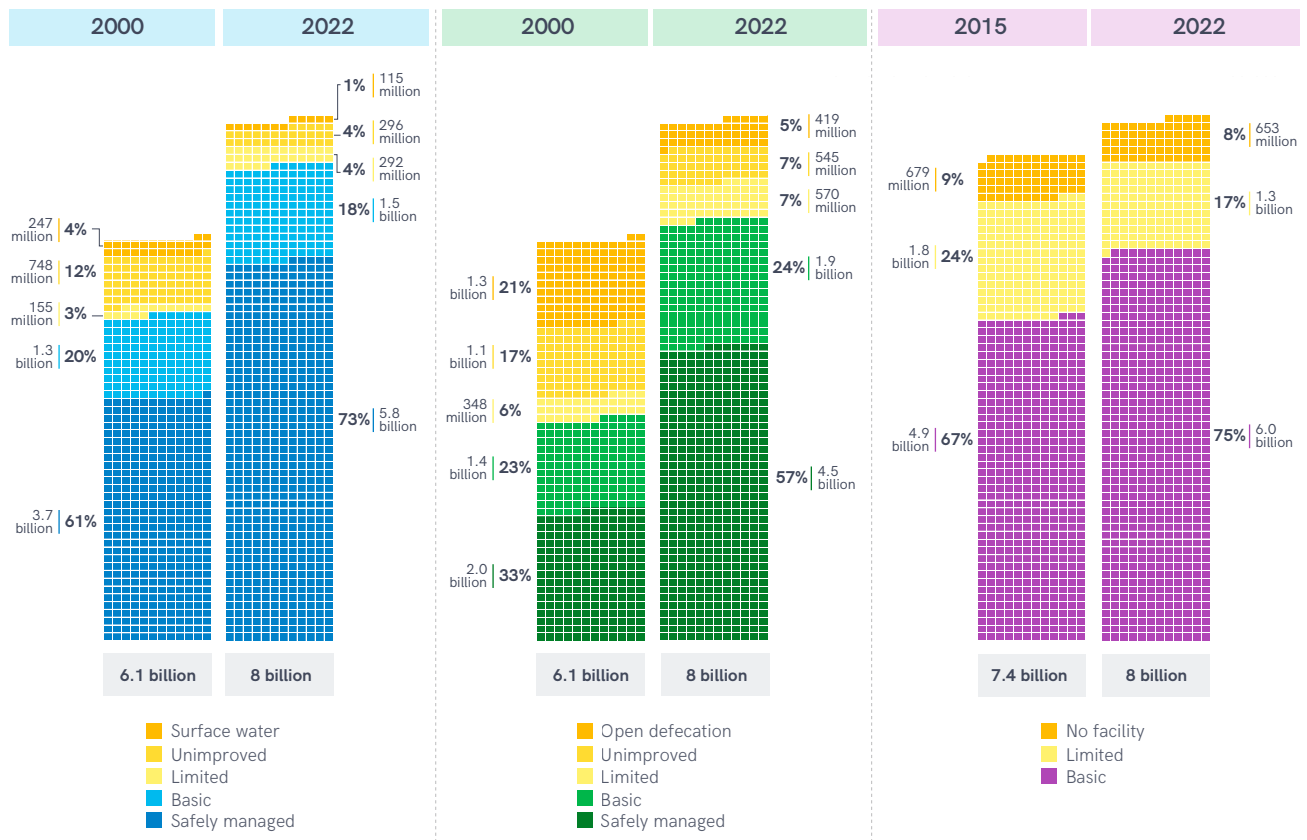
Since 2000, 2.5 billion people have gained access to safely managed sanitation (902 million since 2015). Over the same period, the number of people without access has decreased from 4.2 billion to 3.5 billion. By 2022, more than half of these people (1.9 billion) had a basic service and 570 million used limited services. Since 2000, the number of people using unimproved facilities has been halved (from 1.1 billion to

545 million) and the number practising open defecation has reduced by more than two thirds (from 1.3 billion to 419 million).

Because of data limitations, basic hygiene estimates don't extend back to 2000. Since 2015, the number of people with basic hygiene services has increased by over 1 billion, and the number of people without basic services has fallen by half a billion (from 2.5 billion to 2 billion). Among the 2 billion people who still lacked basic hygiene services in 2022, two thirds (1.3 billion) had a limited service and 653 million had no handwashing facility.

<sup>3</sup> The population data used in this report are published by the United Nations Population Division (World Population Prospects, 2022 Revision).

## Billions of people have gained access to drinking water, sanitation and hygiene services since 2000



**FIGURE 12** Global population by drinking water, sanitation and hygiene service levels, 2000/2015 and 2022 (each unit represents 10 million people)

## GLOBAL DATA AVAILABILITY AND GAPS

Since the publication of the JMP SDG global baseline report in 2017, both the total number of countries, areas and territories with estimates and the proportion of the global population for which estimates are available have increased steadily with each progress update (Figure 13). Data for all three SDG global indicators are now available for over 50% of countries and over 50% of the population, and they are therefore classed as Tier 1 in the SDG global database.<sup>4</sup>

During the SDG period, the number of countries with total estimates available for indicator 6.1.1 (safely managed drinking water) has increased by half, from 95 to 142, and the population with data has risen from 34% to 51%. The increase in data coverage has been similar in rural and urban areas, with more than 50 countries producing new baseline estimates in rural areas (from 20 to 75) and urban areas (from 42 to 96). Low-income countries have achieved the biggest increases in the

number of rural, urban and total estimates since 2017, due in large part to the integration of water quality testing into household surveys. While over 50 high-income countries now have total estimates, fewer than 25 have rural and urban estimates for safely managed drinking water. Partial estimates are available for the two most populous countries: for rural (but not urban) India, and urban (but not rural) China, with the result that the data coverage for total population is lower than for rural and urban populations.

<sup>4</sup> United Nations Statistics Division SDG Indicators Database <<https://unstats.un.org/sdgs/dataportal>>.



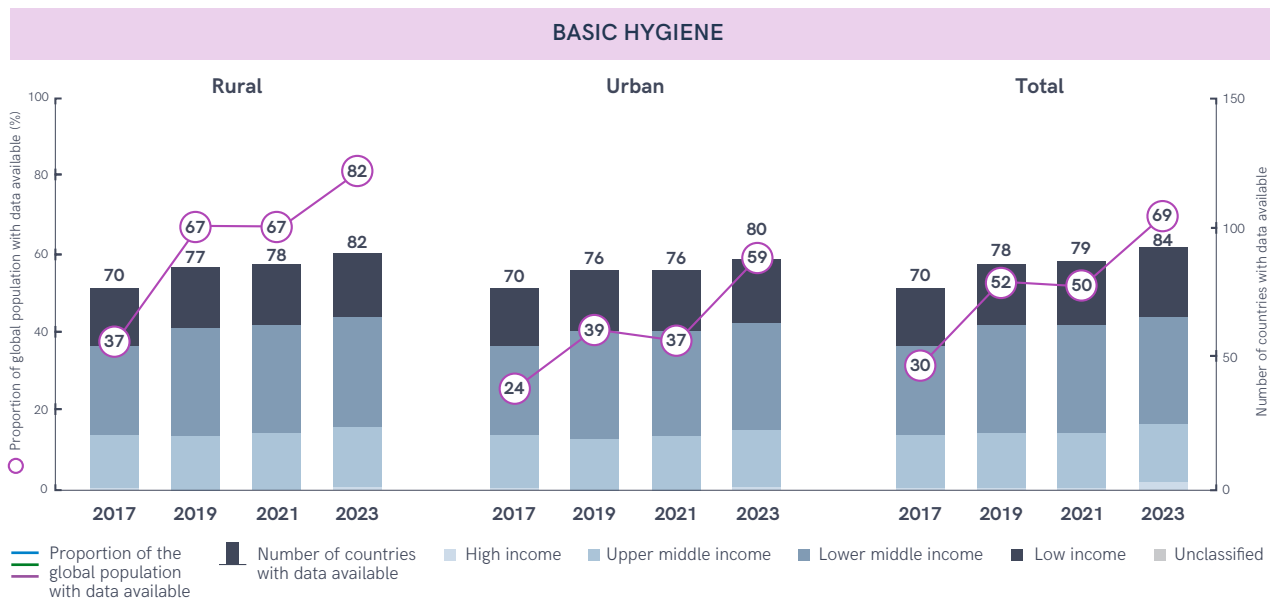
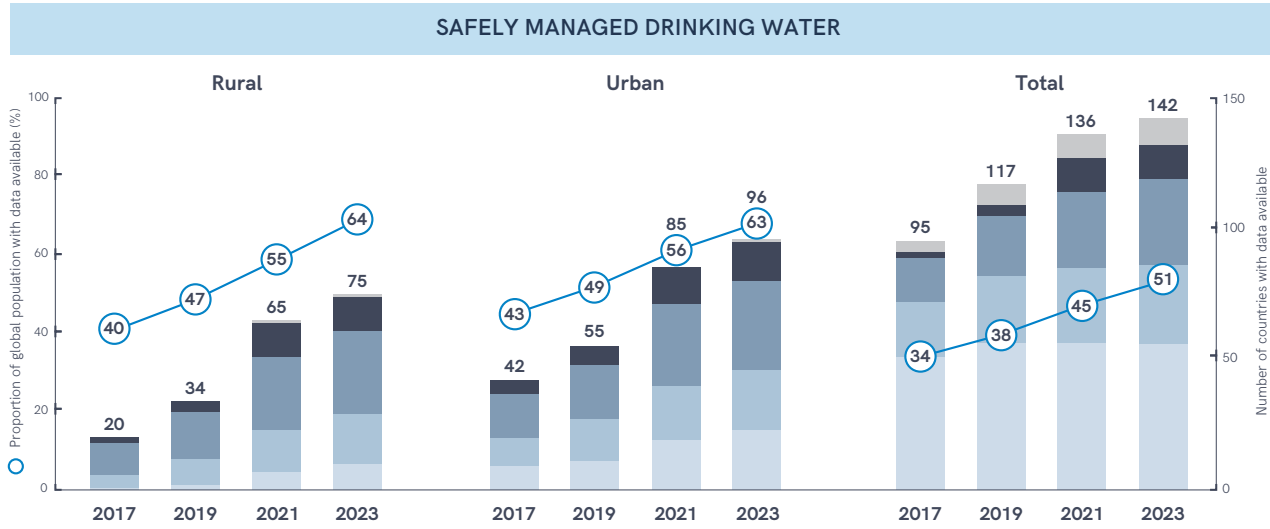


Total data availability for indicator 6.2.1a (safely managed sanitation) has increased from 84 to 135 countries and population coverage has nearly doubled from 48% to 86%. While more countries have estimates for urban areas (116) than for rural areas (89), the number of countries with rural estimates has almost tripled as household surveys have integrated indicators on safe management of on-site sanitation. Low-income and lower-middle-income countries have achieved the largest increases in the number of rural, urban and total estimates for safely managed sanitation.

Since 2017, the number of countries with total estimates for indicator 6.2.1b (basic hygiene) has increased slowly but population coverage has more than doubled due to the addition of estimates for populous countries, including India in 2019 and China in 2023. While there has been modest growth in the number of low-income and lower-middle-income countries with estimates, there are still very few high-income countries with estimates for basic hygiene. By 2023, only three high-income countries had total estimates and none of them had estimates for rural or urban areas.

Data availability for this report varies widely between SDG regions and between the core indicators used by JMP for global monitoring of WASH services (Figure 13). By 2022, estimates for open defecation, at least basic drinking water and at least basic sanitation were available for >90% of the population in all SDG regions, except for Northern Africa and Western Asia and Latin America and the Caribbean (86% and 88% for open defecation). By contrast, there was only one SDG region with >90% data coverage for basic hygiene. Coverage ranged from 95% in Central and Southern Asia to <1% in Europe and Northern America.

# Global data availability for SDG WASH indicators has increased steadily since 2017



**FIGURE 13** Percentage of population and number of countries with rural, urban and total estimates available for SDG WASH indicators in JMP progress updates, 2017–2023

Data coverage for safely managed drinking water remains below 50% in five of the eight SDG regions. While all regions met this threshold for accessibility on premises, and all except Europe and Northern America (44%) met it for availability when needed, data coverage for drinking water quality ranged from 100% in

Europe and Northern America to just 16% in Oceania (Table 1). While data coverage for safely managed sanitation is above 50% in seven out of eight SDG regions, critical data gaps remain. Oceania is the only region which did not meet the data coverage threshold for wastes safely disposed of in situ, but three out of eight

regions are below the threshold for wastewater treated, and none of the regions had estimates for 50% of the population using on-site systems emptied and treated off-site. In 2022, such estimates were only available for five high-income countries, representing 18% of the population in that income group.

## In 2022, data coverage for SDG WASH indicators varied widely between regions

| % of population (# countries, areas and territories) in 2022 | DRINKING WATER |                |                        |                       |                         | SANITATION      |                |                |                            |                     |                    | HYGIENE  |
|--|----------------|----------------|------------------------|-----------------------|-------------------------|-----------------|----------------|----------------|----------------------------|---------------------|--------------------|----------|
|  | At least basic | Safely managed | Accessible on premises | Available when needed | Free from contamination | Open defecation | At least basic | Safely managed | Safely disposed of in situ | Emptied and treated | Wastewater treated | Basic    |
| <b>World (235)</b>   | 99% (207)      | 51% (142)      | 99% (207)              | 86% (139)             | 51% (142)               | 96% (198)       | 98% (206)      | 86% (135)      | 85% (137)                  | 1% (5)              | 59% (111)          | 69% (84) |
| <b>Rural</b>   | 98% (165)      | 64% (76)       | 98% (163)              | 91% (112)             | 64% (76)                | 97% (157)       | 98% (162)      | 80% (90)       | 84% (90)                   | 0% (1)              | 9% (4)             | 82% (82) |
| <b>Urban</b>   | 94% (176)      | 63% (97)       | 93% (174)              | 76% (125)             | 63% (97)                | 94% (173)       | 94% (173)      | 81% (117)      | 83% (119)                  | 24% (2)             | 44% (24)           | 59% (80) |
| <b>SDG REGIONS</b>   |                |                |                        |                       |                         |                 |                |                |                            |                     |                    |          |
| <b>Australia and New Zealand (2)</b>                         | 100% (2)       | 17% (1)        | 100% (2)               | 83% (1)               | 17% (1)                 | 100% (2)        | 100% (2)       | 100% (2)       | 100% (2)                   | 0% (0)              | 100% (2)           | 0% (0)   |
| <b>Central and Southern Asia (14)</b>                        | 99% (13)       | 31% (11)       | 99% (13)               | 95% (12)              | 31% (11)                | 96% (13)        | 100% (14)      | 80% (6)        | 92% (7)                    | 0% (0)              | 13% (3)            | 95% (11) |
| <b>Eastern and South-Eastern Asia (18)</b>                   | 100% (18)      | 35% (14)       | 100% (18)              | 93% (12)              | 35% (14)                | 99% (17)        | 100% (18)      | 87% (14)       | 77% (15)                   | 2% (1)              | 17% (7)            | 89% (8)  |
| <b>Europe and Northern America (53)</b>                      | 100% (49)      | 100% (46)      | 100% (49)              | 44% (16)              | 100% (46)               | 99% (47)        | 99% (47)       | 99% (42)       | 99% (42)                   | 1% (4)              | 99% (46)           | 0% (2)   |
| <b>Latin America and the Caribbean (50)</b>                  | 92% (37)       | 79% (20)       | 92% (37)               | 90% (27)              | 79% (20)                | 88% (37)        | 92% (39)       | 82% (17)       | 80% (17)                   | 0% (0)              | 86% (18)           | 40% (14) |
| <b>Northern Africa and Western Asia (25)</b>                 | 100% (24)      | 36% (16)       | 100% (24)              | 82% (20)              | 36% (16)                | 86% (21)        | 90% (22)       | 85% (20)       | 95% (20)                   | 0% (0)              | 94% (21)           | 33% (9)  |
| <b>Oceania (21)</b>  | 93% (17)       | 16% (12)       | 93% (17)               | 85% (10)              | 16% (12)                | 92% (15)        | 94% (18)       | 11% (6)        | 33% (6)                    | 0% (0)              | 8% (4)             | 87% (7)  |
| <b>Sub-Saharan Africa (51)</b>                               | 99% (47)       | 64% (22)       | 99% (47)               | 98% (41)              | 64% (22)                | 99% (46)        | 99% (46)       | 83% (28)       | 81% (28)                   | 0% (0)              | 53% (9)            | 87% (33) |
| <b>OTHER REGIONAL GROUPINGS</b>                              |                |                |                        |                       |                         |                 |                |                |                            |                     |                    |          |
| <b>Landlocked Developing Countries (32)</b>                  | 97% (31)       | 71% (21)       | 97% (31)               | 92% (29)              | 71% (21)                | 98% (31)        | 98% (31)       | 71% (19)       | 65% (19)                   | 0% (0)              | 39% (10)           | 91% (25) |
| <b>Least Developed Countries (46)</b>                        | 100% (43)      | 69% (24)       | 100% (43)              | 98% (40)              | 69% (24)                | 95% (42)        | 95% (42)       | 77% (30)       | 79% (30)                   | 0% (0)              | 25% (5)            | 90% (37) |
| <b>Small Island Developing States (53)</b>                   | 96% (38)       | 36% (18)       | 96% (38)               | 83% (26)              | 36% (18)                | 94% (36)        | 94% (39)       | 51% (14)       | 50% (14)                   | 0% (0)              | 80% (12)           | 70% (16) |
| <b>Fragile or Extremely Fragile (60)</b>                     | 99% (54)       | 74% (29)       | 99% (54)               | 94% (50)              | 74% (29)                | 89% (50)        | 97% (53)       | 63% (32)       | 79% (34)                   | 0% (0)              | 37% (11)           | 84% (42) |
| <b>INCOME GROUPINGS</b>                                      |                |                |                        |                       |                         |                 |                |                |                            |                     |                    |          |
| <b>Low income (28)</b>                                       | 100% (27)      | 59% (13)       | 100% (27)              | 98% (26)              | 59% (13)                | 90% (25)        | 93% (26)       | 66% (16)       | 68% (17)                   | 0% (0)              | 22% (2)            | 87% (24) |
| <b>Lower middle income (54)</b>                              | 100% (49)      | 50% (33)       | 100% (49)              | 95% (43)              | 50% (33)                | 97% (48)        | 100% (49)      | 78% (33)       | 83% (34)                   | 0% (0)              | 41% (17)           | 90% (37) |
| <b>Upper middle income (54)</b>                              | 97% (46)       | 31% (30)       | 97% (46)               | 87% (42)              | 31% (30)                | 96% (43)        | 97% (45)       | 95% (32)       | 96% (32)                   | 0% (0)              | 38% (29)           | 71% (20) |
| <b>High income (80)</b>                                      | 100% (71)      | 93% (56)       | 100% (71)              | 50% (26)              | 93% (56)                | 99% (68)        | 99% (70)       | 98% (51)       | 93% (51)                   | 18% (5)             | 99% (59)           | 0% (3)   |

■ >50% coverage ■ 0-49% coverage

**TABLE 1** Percentage of population and number of countries with estimates available for SDG WASH indicators in 2022, by regional grouping

## BOX 2

### Localizing SDG global targets and indicators related to WASH

The 2030 Agenda for Sustainable Development<sup>5</sup> is intended to be implemented by all countries and all stakeholders, acting in collaborative partnership. The SDG global targets are considered aspirational and each government is expected to set their own national targets 'guided by the global level of ambition but taking account of national circumstances'. The United Nations General Assembly resolution approving the official list of SDG global indicators encourages Member States to integrate them into national data systems and notes that they may be further complemented by additional regional and national indicators. All governments are therefore expected to localize the SDG global targets by establishing ambitious but realistic

<sup>5</sup> Transforming Our World: the 2030 Agenda for Sustainable Development  
<<https://sdgs.un.org/2030agenda>>

national targets for progressive reduction of inequalities in WASH services, collecting the information needed to progressively report on SDG global indicators for WASH and developing additional regional and national WASH indicators where needed. As the custodian agencies for SDG global indicators on WASH, WHO and UNICEF are expected to maintain global databases, lead methodological work and develop data standards, contribute to statistical capacity building, establish mechanisms to compile and verify national data, and provide internationally comparable data to the United Nations Statistical Division for inclusion in the SDG global database and annual SDG progress report.



## GENDER IN WASH

Goal 5 of the 2030 Agenda for Sustainable Development aims to 'achieve gender equality and empower all women and girls'. It includes six targets focused on ending discrimination and violence against women and girls, eliminating harmful practices such as child marriage and female genital mutilation, recognizing and valuing unpaid care and domestic work, ensuring participation and equal opportunities at all levels of decision-making, ensuring access to sexual and reproductive health, and undertaking policy and legal reforms to give women equal rights and access to resources.<sup>6</sup> The 2030 Agenda further recognizes that realizing gender equality and the empowerment of women and girls will make a crucial contribution to progress across all of the SDG goals and targets, including those related to WASH.

The importance of progress on drinking water, sanitation and hygiene in realizing gender equality and the empowerment of women and girls is already widely recognized. The SDG global target for sanitation and hygiene (6.2) includes an explicit reference to 'paying special attention to the needs of women and girls', but there remains a lack of commonly agreed indicators for national and global monitoring of gender in WASH. The JMP and the UN-Water Global Analysis and Assessment of Sanitation and Drinking Water (GLAAS),

in collaboration with Emory University, have therefore undertaken a joint review of opportunities for enhanced monitoring of gender in relation to SDG WASH targets.<sup>7</sup>

The first phase of the JMP/GLAAS gender review involved consultations with key stakeholders, a review of existing literature and technical guidance developed by United Nations agencies, synthesis of key terms related to monitoring gender in WASH (Table 2),<sup>8</sup> and the development of a conceptual framework identifying 15 dimensions of gender equality related to

WASH across four interrelated domains (Table 3). An inventory of existing indicators and tools was prepared and a series of expert group meetings were held to assess their potential for measuring each dimension. Detailed briefs were prepared, summarizing key findings for each dimension, including major gaps and opportunities to leverage existing data collection at national and subnational levels. The GLAAS 2021/2022 questionnaire was later updated to include additional gender relevant indicators, and the resulting GLAAS 2022 report includes a chapter on gender and WASH.<sup>9</sup>

<sup>7</sup> JMP/GLAAS Gender Review <<https://washdata.org/monitoring/inequalities/gender>>.

<sup>8</sup> The review noted that gender also intersects with myriad forms of discrimination, including but not limited to sexual orientation and gender identity, age, ability, income, caste, race, ethnicity, geography, religion, origin, nationality, and indigenous, marital, family, immigration and HIV status.

<sup>9</sup> World Health Organization. UN-Water global analysis and assessment of sanitation and drinking-water (GLAAS) 2022 report: strong systems and sound investments - evidence on and key insights into accelerating progress on sanitation, drinking-water and hygiene. Geneva; World Health Organization; 2022. <[https://glaas.who.int/glaas/un-water-global-analysis-and-assessment-of-sanitation-and-drinking-water-\(glaas\)-2022-report](https://glaas.who.int/glaas/un-water-global-analysis-and-assessment-of-sanitation-and-drinking-water-(glaas)-2022-report)>.



<sup>6</sup> Sustainable Development Goal 5 <<https://sdgs.un.org/goals/goal5>>

KEY TERMS RELATED TO MONITORING GENDER IN WASH

|  |   |
|--|---|
| <p><b>Gender<sup>10</sup></b></p>            | <p>A social and cultural construct that distinguishes differences in the attributes of men and women, girls and boys, and accordingly refers to the roles and responsibilities of men and women. Gender-based roles and other attributes, therefore, change over time and vary with different cultural contexts. The concept of gender includes the expectations held about the characteristics, aptitudes and likely behaviours of both women and men (femininity and masculinity). This concept is useful in analysing how commonly shared practices legitimize discrepancies between sexes.</p>  |
| <p><b>Sex-disaggregated data</b></p>         | <p>Data that are collected and reported separately for males and females. Sex-disaggregated data enable understanding of differences by sex and the unique needs of males and females. They can also reflect differences by gender and the socially and culturally constructed roles, responsibilities and expectations of women and men, and girls and boys. However, these definitions do not adequately acknowledge sexual and gender minorities, including people who are intersex or transgender.</p>  |
| <p><b>Gender statistics<sup>11</sup></b></p> | <p>Gender statistics are inclusive of:</p> <ul style="list-style-type: none"> <li>• data that are collected and presented by sex as a primary and overall classification;</li> <li>• data that reflect gender issues;</li> <li>• data that are based on concepts and definitions that adequately reflect the diversity of women and men [all genders] and capture all aspects of their lives;</li> <li>• data collection methods that take into account stereotypes and social and cultural factors that may induce gender bias in the data; and</li> <li>• data analyses and presentation of data rather reveal meaningful similarities and differences between women and men [individuals of different genders].</li> </ul> |
| <p><b>Gender integration</b></p>             | <p>The WHO Gender Responsive Assessment Scale<sup>12</sup> uses the following categories to assess gender integration into policy and programming:</p> <ul style="list-style-type: none"> <li>• Gender-unequal – perpetuates gender inequalities</li> <li>• Gender-blind – ignores gender inequalities</li> <li>• Gender-sensitive – acknowledges but does not address gender inequalities</li> <li>• Gender-specific – addresses the specific needs of women and men [all genders]</li> <li>• Gender-transformative – addresses the underlying causes of gender-based inequalities</li> </ul>  |
| <p><b>Gender identity</b></p>                | <p>A person’s perceptions of having a particular gender, which may or may not correspond with their sex assigned at birth. There are no international standards on measuring gender identity and data are limited but there is growing recognition of the importance of understanding the unique needs of gender-diverse and non-conforming persons in relation to WASH.</p>  |

**TABLE 2** Definitions of key terms related to monitoring gender in WASH<sup>13</sup>

<sup>10</sup> UNICEF. Gender Equality: Glossary of Terms and Concepts. Nepal: UNICEF Regional Office for South Asia. 2017. <<https://www.unicef.org/rosa/reports/gender-equality>>.

<sup>11</sup> United Nations Statistics Division (UNSD). Integrating a gender perspective into statistics. New York; Department of Economic and Social Affairs; 2016. ST/ESA/STAT/SER.F/111.

<sup>12</sup> World Health Organization. Gender mainstreaming for health managers: a practical approach. Geneva; World Health Organization; 2011. <<https://apps.who.int/iris/handle/10665/44516>>.

<sup>13</sup> Based on: Caruso BA, Salinger A, Patrick M, Conrad A, Sinharoy S. A Review of Measures and Indicators for Gender in WASH. WHO/UNICEF Joint Monitoring Programme for Water Supply, Sanitation and Hygiene. 2021. <<https://washdata.org/reports/gender-review-final-report>>.



The final report included a traffic light assessment which shows that while at least one relevant measure exists for almost all of the identified dimensions and topic areas (water, sanitation, hygiene and menstruation), most have so far only been collected at subnational level and relatively few have been systematically collected at national level. The second phase of the review will aim to consolidate technical recommendations from the first phase and build consensus around a core set of priority indicators and tools for enhanced national and global monitoring of gender in WASH that can be piloted in a small number of countries and validated prior to integration and scale up within national monitoring systems.

One key finding of the gender review is that national data on WASH services are typically collected at household level rather than individual level and therefore cannot be disaggregated by sex or gender. These indicators can be considered gender-blind because they treat all members of the household the same and ignore differences between women and men. A small number of indicators used for national and global monitoring take account of the fact that the burden of inadequate WASH services is unevenly distributed between women and men, and can therefore be considered gender-sensitive. For example, accessibility of drinking water sources and use of private sanitation facilities are both gender sensitive indicators, but cannot be disaggregated by

individual household members (see Sections 2 and 3). However, there are relatively few examples of indicators that directly address the specific WASH needs of women and men, and girls and boys, and can therefore be categorised as gender-specific, and still fewer gender-transformative indicators that address the underlying causes of gender-based inequalities.

This JMP 2023 progress update on household drinking water, sanitation and hygiene has a special focus on gender. Each section analyses currently available national statistics related to gender and WASH and highlights opportunities for enhanced national and global monitoring of gender and WASH in the future.

| DOMAIN/DIMENSION                               | DEFINITION  |
|--|---|
| <b>ABILITY TO MEET WASH NEEDS</b>              |   |
| <b>Ability to meet WASH needs</b>              | Refers to women and men, boys and girls, and sexual and gender minorities experiencing equity of access to water, sanitation and hygiene facilities, with their different needs and vulnerabilities accounted for and addressed.  |
| <b>ACCESS TO RESOURCES</b>                     |   |
| <b>Safety and freedom from violence</b>        | Freedom from interpersonal and gender-based violence, including women’s freedom from both violent acts and threats of violence (both physical and sexual), coercion, harassment or force when accessing and using sanitation and hygiene locations or water collection points.  |
| <b>Privacy</b>                                 | An individual’s ability to feel free from observation or being heard or disturbed by others when accessing and using sanitation locations and water sources, including for hygiene (e.g. menstruation, bathing) purposes.   |
| <b>Health</b>                                  | Includes physical, mental and social well-being as they affect and are affected by WASH options and conditions. Health can be viewed as both an outcome of WASH, such as illness linked to unsafe water consumption, and as a resource for accessing WASH, such as the physical ability to walk to water points or sanitation facilities.   |
| <b>Time and labor</b>                          | Individuals’ time and labor (paid or unpaid) spent on WASH-related tasks and activities and meeting their own WASH-related needs, as well as satisfaction with and control over the time and labor spent.   |
| <b>Financial resources and physical assets</b> | Individuals’ control over economic resources and long-term stocks of value, such as land, for the purposes of meeting individual and household WASH needs.  |
| <b>Knowledge and information</b>               | Individuals’ knowledge and access to information related to water, sanitation and hygiene, including WASH improvements and maintenance.   |
| <b>Social capital</b>                          | Individuals’ membership in trusting and cooperative social networks that provide tangible (economic and material) and intangible (emotional and instrumental) support. This includes relationships or social ties with individuals or groups that help individuals access water, sanitation and hygiene, and complete WASH-related tasks and activities.  |
| <b>ABILITY TO EXERCISE AGENCY</b>              |   |
| <b>Household decision-making</b>               | Individuals’ opportunities to influence and make decisions about water, sanitation and hygiene within their homes.  |
| <b>Public participation</b>                    | Individuals’ ability to participate in WASH-related public activities, including influencing decisions at a public level, participating in committees, assuming both formal (elected) and informal (positions of influence) leadership positions, and participating in WASH-related income-generating activities; and the impact of WASH conditions and responsibilities on individuals’ abilities to participate in public life. |
| <b>Freedom of movement</b>                     | Individuals’ autonomy to move freely both to access water, sanitation and hygiene facilities (including accessing resources to meet menstrual needs) and without hindrance as a result of limited WASH access.  |
| <b>MULTILEVEL ENABLING ENVIRONMENT</b>         |   |
| <b>Social context</b>                          | Relationships, interactions and intergroup dynamics and social rules (including social inclusion, social cohesion, social norms and community solidarity) that may impact access to WASH.   |
| <b>Political context</b>                       | Legal structures, including laws and policies, budgets and local leadership that can influence the realization of individuals’ WASH-related rights and access.  |
| <b>Economic context</b>                        | Inclusive of both physical market places and market systems, an enabling environment in which individuals can access the goods and services that they need for WASH, as well as participate for economic benefit.   |
| <b>Environmental context</b>                   | The context in which individuals move and operate that can be enabling by providing individuals with safe, accessible conditions, or can pose a barrier to individuals’ WASH access.  |

TABLE 3 Definitions of dimensions identified for assessing gender in WASH<sup>13</sup>







## 2 Drinking water services

### INTRODUCTION

The JMP uses service ladders to benchmark and compare progress across countries and these have been updated and expanded for SDG monitoring. The drinking water ladder defines five levels of service, ranging from 'surface water' (no service) to 'safely managed' which is the global indicator for SDG target 6.1 (Figure 14).

| SERVICE LEVEL         | DEFINITION  |
|-----------------------|---|
| <b>SAFELY MANAGED</b> | Drinking water from an improved source that is accessible on premises, available when needed and free from faecal and priority chemical contamination |
| <b>BASIC</b>          | Drinking water from an improved source, provided collection time is not more than 30 minutes for a round trip, including queuing                      |
| <b>LIMITED</b>        | Drinking water from an improved source, for which collection time exceeds 30 minutes for a round trip, including queuing                              |
| <b>UNIMPROVED</b>     | Drinking water from an unprotected dug well or unprotected spring   |
| <b>SURFACE WATER</b>  | Drinking water directly from a river, dam, lake, pond, stream, canal or irrigation canal  |

FIGURE 14 SDG ladder for drinking water services

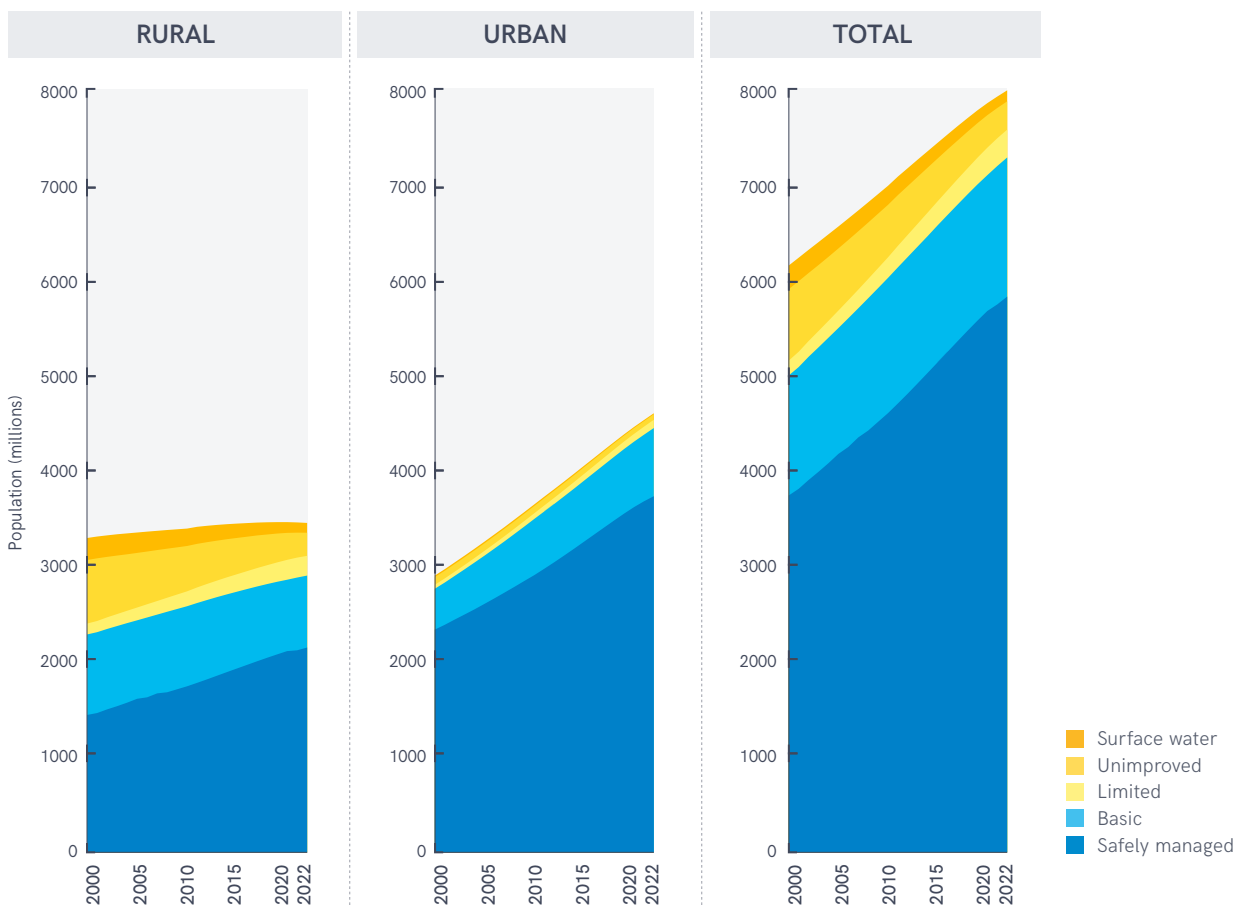
The SDG service ladder builds on the established improved/unimproved source type classification and introduces additional criteria related to the level of service provided. Households using improved sources are divided into three categories. If a round trip to collect water, including queuing, exceeds 30 minutes, it counts as a 'limited' service, and if it takes no more than 30 minutes, it counts as a 'basic' service. To meet the SDG standard for a 'safely managed' service, improved sources must be accessible on premises,

available when needed and free from contamination. Since households with 'safely managed' services also meet the criteria for 'basic' services, these two categories can also be grouped together as 'at least basic services'. This is one of the tracer indicators used for monitoring progress towards SDG target 1.4 on universal access to basic services.

Between 2000 and 2022, the global population increased from 6.1 billion to 8 billion people. During this period, 2.1 billion people gained access

to safely managed drinking water and the number of people lacking at least basic drinking water services decreased from 1.2 billion to 703 million (Figure 15). Two thirds (1.4 billion) of those gaining safely managed services lived in urban areas, but the urban population has increased by 1.7 billion (from 2.9 billion to 4.5 billion). While a further 283 million people gained access to a basic drinking water service, the number of people lacking at least basic services in urban areas has increased slightly, from 136 to 152 million.

**Since 2000, 2 billion people have gained safely managed services, two out of three live in urban areas**



**FIGURE 15** Rural, urban and total populations, by drinking water service level, 2000–2022 (millions)

By contrast, the rural population changed little between 2000 and 2022 (rising from 3.3 billion to 3.4 billion). Over this period 704 million people have gained access to safely managed services and the number of people lacking at least basic services has fallen from 1 billion to 549 million. While the number of people using limited services increased by 92 million, the number using unimproved sources fell by 422 million and the number using surface water fell by 127 million. However, rural areas still accounted for four out of five people lacking at least basic drinking water services in 2022.

Between 2015 and 2022, global coverage of safely managed drinking water increased from 69% to 73%. Rural coverage has increased rapidly, from 56% to 62%, while urban coverage has increased more slowly, from 80% to 81% (Figure 16). Urban estimates for safely managed drinking water are available for all eight SDG regions but only five have estimates for rural areas. In most regions, urban coverage remains higher, but rural coverage has generally increased faster. The coverage gap between urban and rural is greatest in sub-Saharan Africa (38 % pts) and in Latin America and the Caribbean (27 % pts), while Central and Southern Asia has recently closed the gap due

to a faster rate of change in rural areas (1.39 % pts/yr) compared to urban areas (0.21 % pts/yr). Rural coverage has also increased steadily in Latin America and the Caribbean, and Eastern and South-Eastern Asia. Sub-Saharan Africa is the only region with a faster annual rate of change in urban areas (0.56 % pts/yr) compared to rural areas (0.42 % pts/yr). Urban coverage of at least basic drinking water is higher than rural coverage in all SDG regions. The coverage gaps for at least basic drinking water are smaller than for safely managed drinking water, but in Oceania there remains a 42 % pt gap between urban areas (93%) and rural areas (51%).

### In most SDG regions, rural coverage of basic and safely managed services has increased while urban coverage has stagnated

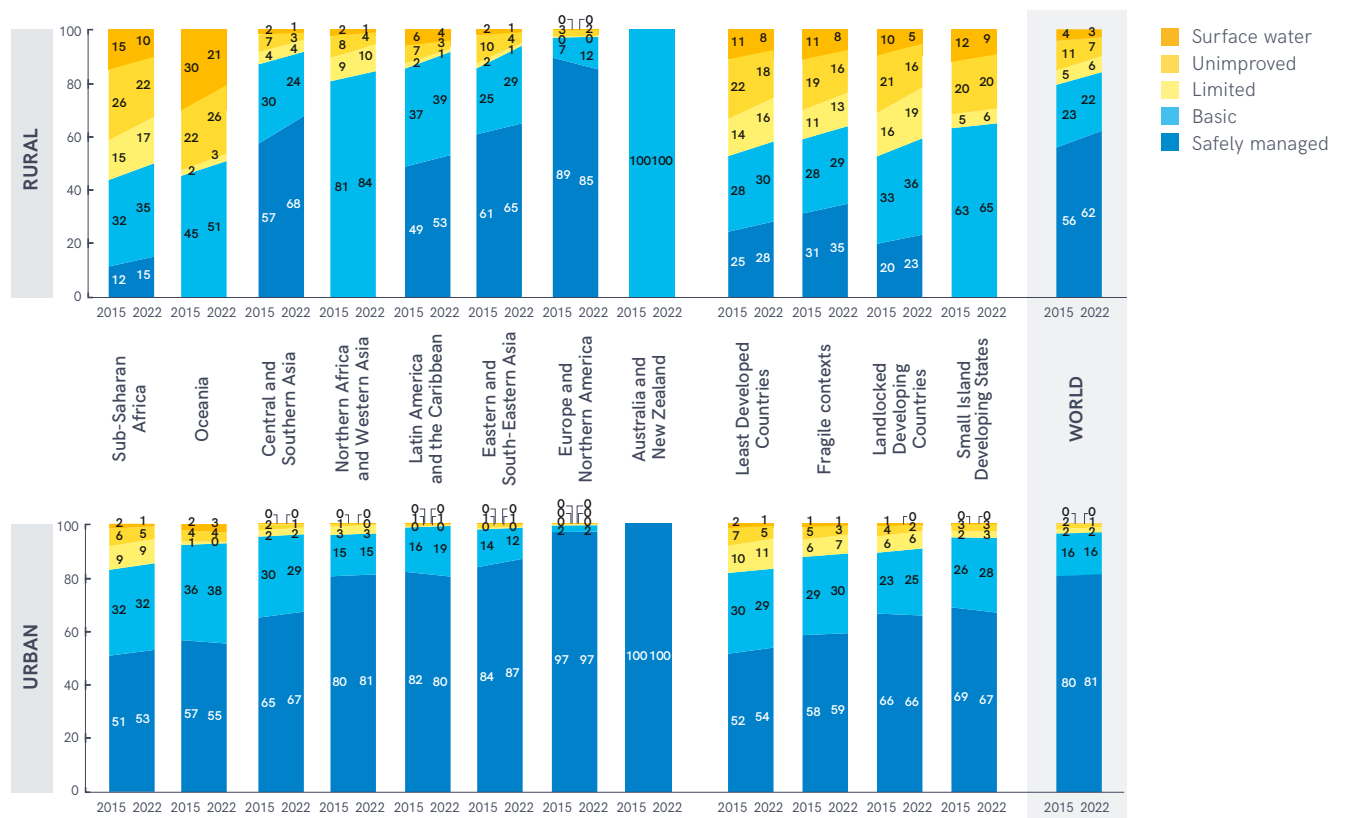


FIGURE 16 Regional drinking water coverage in rural and urban areas, 2015–2022 (%)

## GENDER AND DRINKING WATER

Access to safe drinking water is a universal human right, but 2 billion people around the world still lacked safely managed drinking water services in 2022. The JMP 2023 progress update on WASH in households highlights inequalities in service levels between and within countries. However, the impact of inadequate drinking water on health, welfare and productivity varies across population subgroups.

Inequalities in the accessibility, availability and quality of drinking water services impact women and men in different ways. This is due partly to differences in the specific needs of women and men, but also to differences in gender norms and roles and responsibilities related to the provision of services. Inadequate service levels disproportionately affect women and girls who remain primarily responsible for domestic chores in many parts of the world. Women and girls are more likely to be responsible for ensuring the household has sufficient water for drinking,

cooking, cleaning and caring for children, older people and those with disabilities. In many countries, accessing sufficient quantities of safe drinking water is both a physical burden and a source of psychosocial stress.

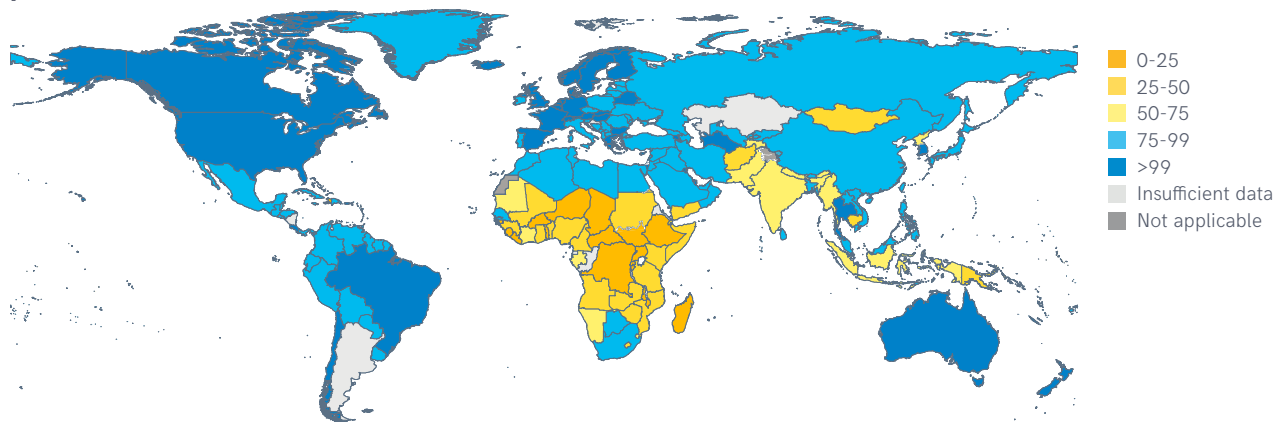
National data on drinking water are typically collected at household level, rather than individual level, but some indicators take account of gender inequalities and can therefore be considered gender-sensitive. In a small number of cases, national data can be disaggregated by sex or gender and are therefore considered gender-specific, but further work is required to develop indicators that address other dimensions of gender inequality related to drinking water.

Improving the accessibility of drinking water is a well established priority for achieving gender equality and empowering women and girls. Gender inequalities related to accessibility were also a key consideration in the construction of the SDG service

ladder for drinking water which distinguishes households using improved sources accessible on premises from those that spend up to 30 minutes or more collecting water from improved sources located elsewhere. While these indicators are not gender-specific, they are gender-sensitive.

In 2022, there were 152 countries where more than three quarters of the population already had improved water accessible on premises (Figure 17). But there were still 41 countries with less than 50% coverage, including 17 countries where fewer than one in four people used improved sources accessible on premises (except for Haiti, the latter are all located in sub-Saharan Africa). The burden associated with not having water on premises is likely to disproportionately impact women and girls in these countries. The most extreme cases were Central African Republic, Chad, Haiti and South Sudan, where more than nine out of ten people still lacked an improved water source accessible on premises in 2022.

### In 41 countries less than half the population used an improved source accessible on premises in 2022



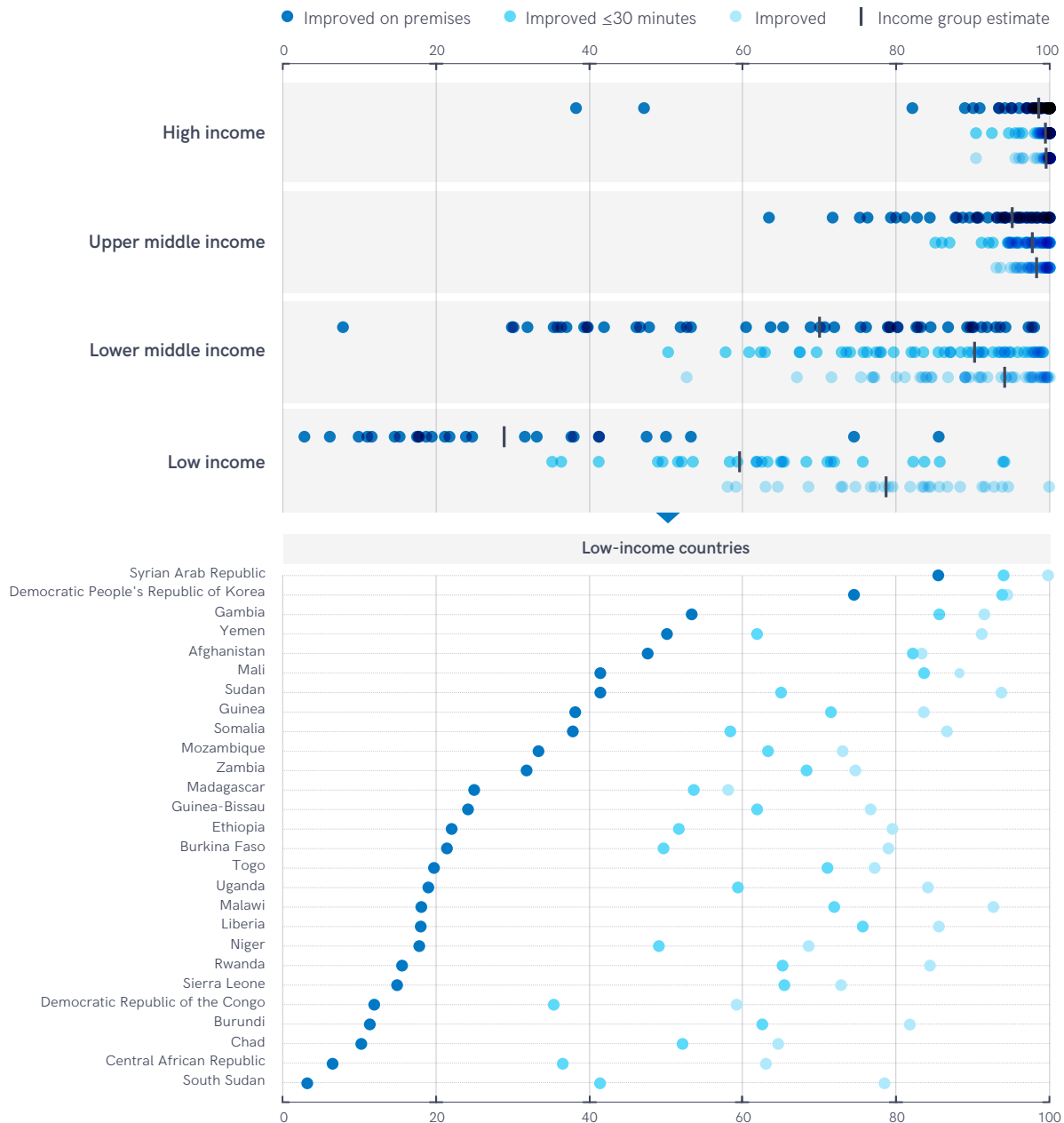
**FIGURE 17** Proportion of population using an improved water source accessible on premises, 2022 (%)

Accessibility of drinking water is closely correlated with income (Figure 18). In high-income and upper-middle-income countries, almost all improved sources are either accessible on premises or within 30 minutes. By contrast, in lower-middle-income countries, around two thirds are accessible

on premises. However, the accessibility gap is greatest in low-income countries where just over half the improved sources are accessible within 30 minutes and less than a third are accessible on premises. For example, in Afghanistan, while almost all improved sources

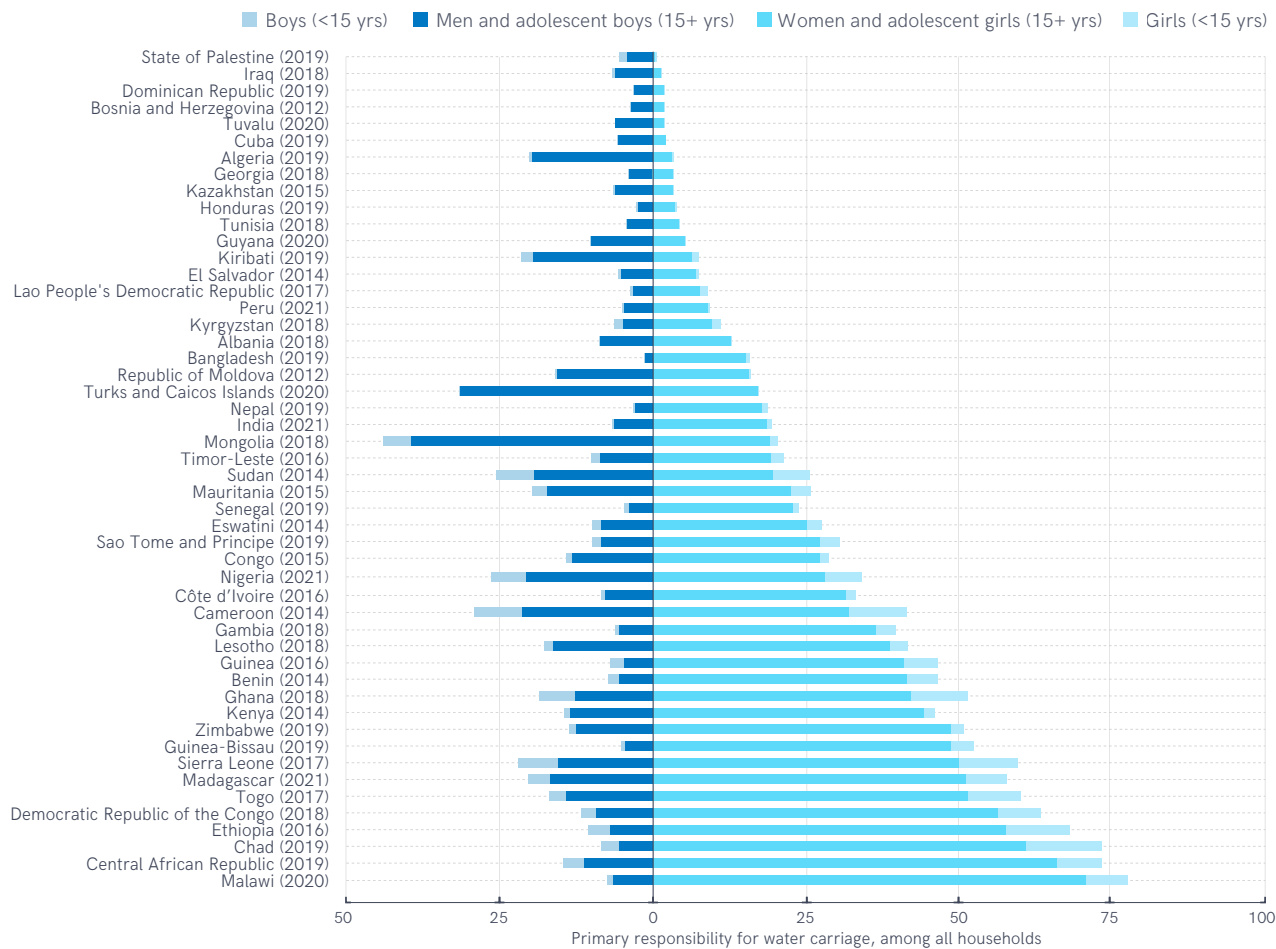
(83%) are within 30 minutes (82%), just over half (47%) are accessible on premises. In Burundi, Liberia, Malawi, Rwanda, South Sudan and Uganda, the gap between coverage of improved sources and improved sources accessible on premises exceeded 60 % pts in 2022.

### In low-income countries improved sources were far less likely to be accessible on premises or within 30 minutes in 2022



**FIGURE 18** Proportion of population using improved sources, improved sources within 30 minutes, and improved sources on premises, by income group and country 2022 (%)

## Women are mainly responsible for water carriage in most countries with disaggregated data



**FIGURE 19** Proportion of households in which women, men, girls and boys are primarily responsible for water collection, by country, selected surveys where at least 10% of households collect water, 2012-2022 (%)

Figure 19 shows that responsibility for collecting drinking water from sources located off premises is often a highly gendered activity. Analysis of harmonized data from 50 recent surveys shows that primary responsibility for fetching drinking water falls mainly to women (34 countries).<sup>14</sup> In eight countries (Central African Republic, Chad, Democratic Republic of the Congo, Ethiopia,

<sup>14</sup> Household surveys often use the terms 'adult men' and 'adult women' to describe individuals aged 15 years and older, and 'female child' and 'male child' to describe individuals under 15 years of age. The United Nations defines individuals aged 0-18 as children, and those aged 10-19 as adolescents. Accordingly, the group of 'adult women (aged 15+ years)' would more correctly be termed 'women and girls aged ≥15 years', or 'women and adolescent girls aged ≥15 years'. Likewise, 'female child' would be more accurately termed 'girls <15 years'. This report uses these terms in the Figures, but uses the shortened terms 'women', 'men', 'girls' and 'boys' in the text.

Madagascar, Malawi and Togo), over half of households relied on women to collect water. All 21 of the countries where at least a quarter of households relied on women are located in sub-Saharan Africa. In Bangladesh, Chad, Guinea-Bissau and Malawi, women are more than ten times more likely than men to be responsible for fetching water. The distribution of responsibility is most unequal in Malawi, where women and men are responsible for fetching water in 71% and 7% of households, respectively.

Over a quarter of households rely on men to collect water in Mongolia and Turks and Caicos

Islands, and there were 13 other countries where more men collected water than women. Men were more likely to fetch water than girls in all countries (except for Chad, where men and girls are responsible in 6% and 12% of households, respectively, and Ethiopia, where men and girls are responsible in 7% and 10% of households, respectively). However, in two thirds of countries with data available, girls were more likely than boys to be responsible for water carriage. The largest differences were in Chad and Ethiopia, where girls were four and three times as likely as boys to be responsible for collecting water, respectively.

The burden and responsibility for water carriage also varies between regions (Figure 20). Globally, it is estimated that 16% of the population (1.8 billion people) live in households where water is collected from sources located off premises (both improved and unimproved). In two out of three of these households (63%), women are primarily responsible for water carriage, compared with one in four households (26%), where men are responsible. Nearly half (45%) of the 1.2 billion people in sub-Saharan Africa and a quarter (24%) of the 2.1 billion people in Central and Southern Asia still rely on water collection, compared with only 12% of the population in Northern Africa and Western Asia (554 million), and just 3% in Latin America and the Caribbean (660 million). Women are four times as likely as men to fetch water in sub-Saharan Africa and nearly three times as likely in Central and Southern Asia. However, in

Northern Africa and Western Asia, and in Latin America and the Caribbean, men are more likely to be responsible. Globally, girls (7%) are more likely than boys (4%) to fetch water and this is true for all regions except Northern Africa and Western Asia.

Figure 21 shows the average amount of time spent each day collecting water in countries with disaggregated data available for women, men, girls and boys. The average time spent per household per day on water collection ranges from 55 minutes in Malawi to less than one minute in Dominican Republic. In 21 out of 32 countries, women and girls spent more time collecting water than men and boys. In countries where men and boys are primarily responsible for water collection, the burden of water carriage was relatively light: men and boys spent four minutes per day fetching water in Kiribati and

Mongolia, two minutes per day in Algeria, and one minute or less per day in the remaining eight countries. In all 12 countries where household members spent at least 10 minutes per day collecting water, women were primarily responsible for water fetching; all but one of these countries are located in sub-Saharan Africa. In 11 countries, women and girls spent more than five times as much time collecting water per day as men and boys, and in five countries (Bangladesh, Chad, Gambia, Guinea-Bissau and Malawi), women and girls spent more than ten times as much time. The biggest gender disparity was observed in Malawi, where women and girls spent 52 minutes per day collecting water while men and boys spent three minutes. In Chad, girls spent five times as much time per day (eight minutes) collecting water than boys (1.7 minutes).

### Women and adolescent girls are primarily responsible for water carriage in seven out of ten households using sources located off premises

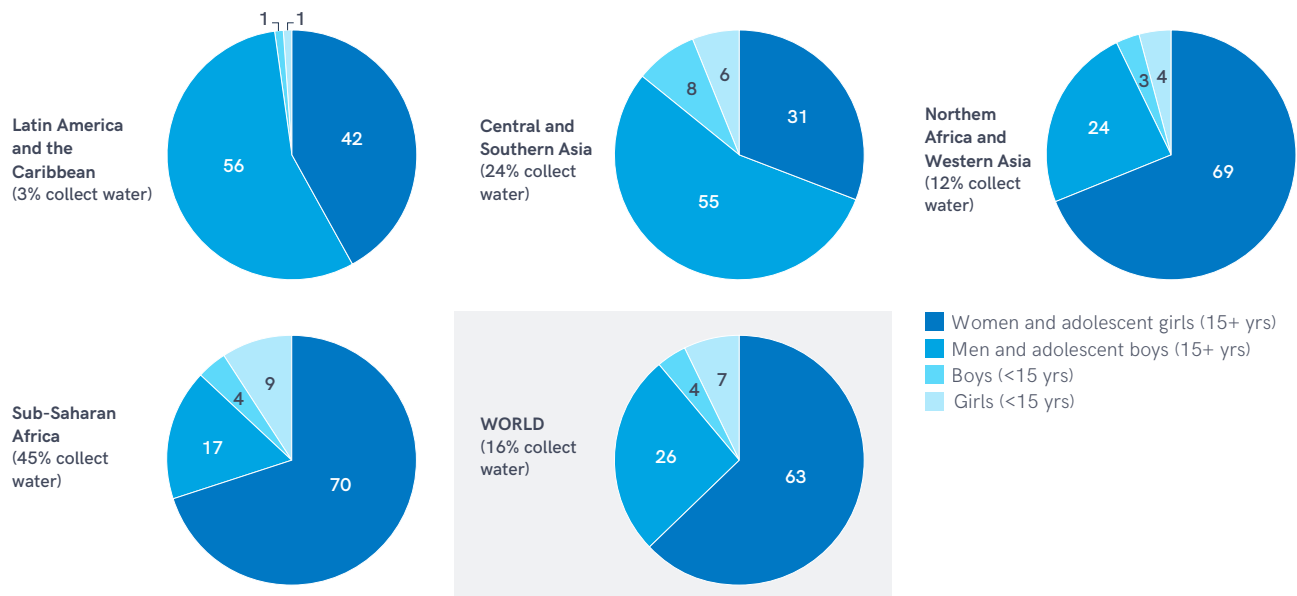
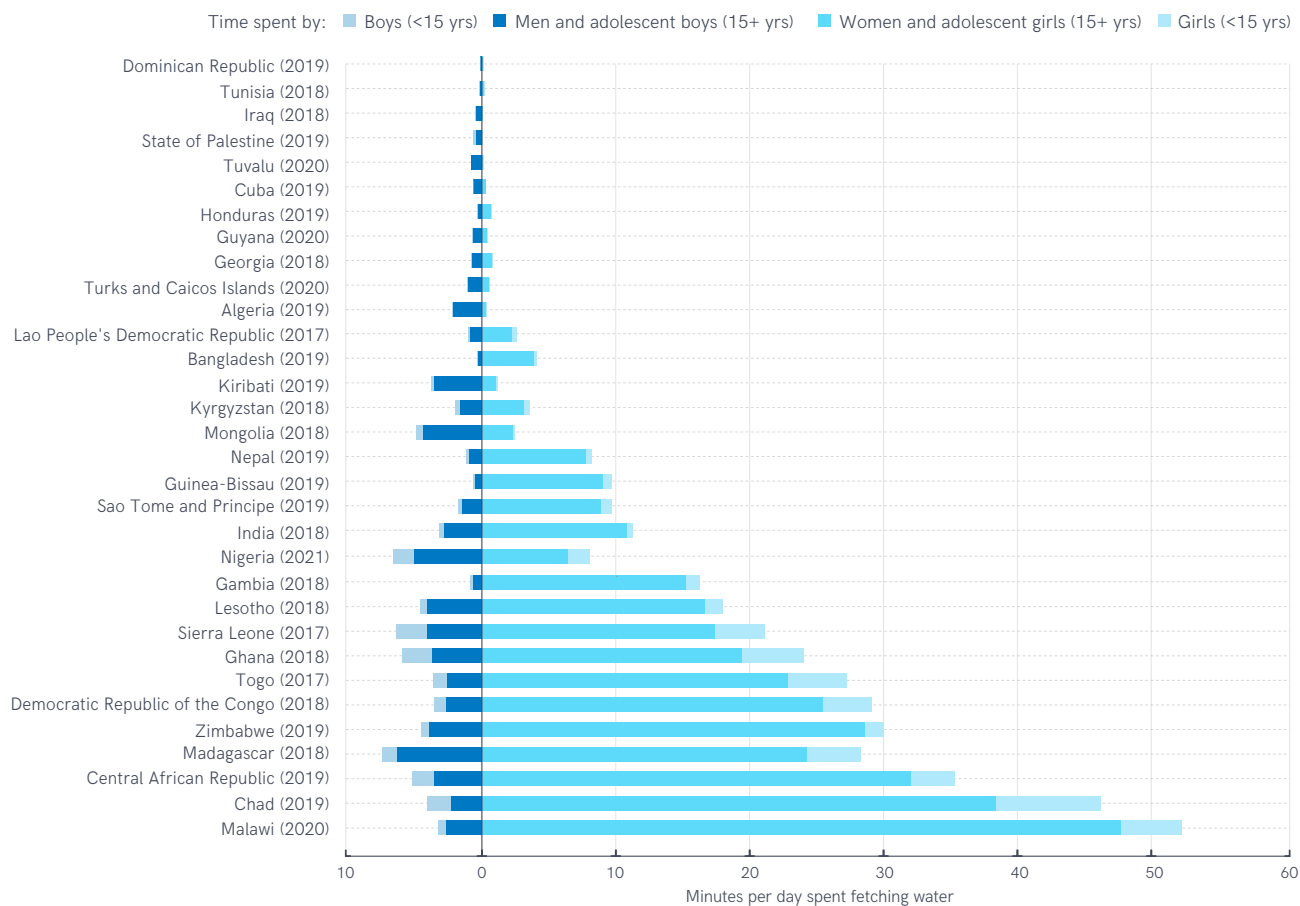


FIGURE 20 Primary responsibility for water collection among households using sources located off premises, by region (%)



## In almost all countries with comparable data, the burden of water carriage remains heavier for women and girls



**FIGURE 21** Average time spent collecting water by women, men, girls and boys, by country, selected surveys, 2012–2022 (minutes per day)

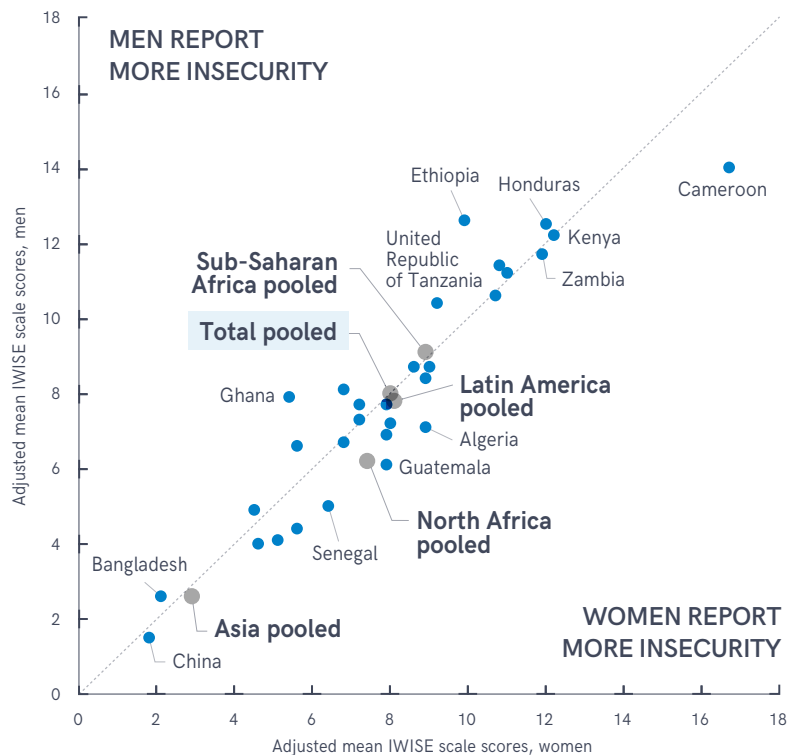




The Individual Water Insecurity Experience (IWISE) scale aims to measure individual experiences of water insecurity based on 12 questions that ask about frequency of water-related problems in the previous year. During 2020, the scale was included in Gallup World Poll phone surveys administered to nationally representative samples of adult women and men in 31 low-income and middle-income countries. Individuals with a composite IWISE score of 12 or higher (out of a possible 36) were classed as water insecure.<sup>15</sup> Figure 22 shows that, after adjusting for socio-economic and other differences among individuals, mean IWISE scores varied widely between countries and were higher in sub-Saharan Africa and Latin America than in North Africa and Asia. In some countries, women reported more insecurity experiences while in others, men did with the biggest differences observed in Cameroon, Ethiopia and Ghana. In Cameroon, average IWISE scores were 2.6 points higher among women, while in Ethiopia and Ghana, scores were 2.7 and

<sup>15</sup> Young SL, Bethancourt HJ, Ritter ZR, Frongillo EA. Estimating national, demographic, and socioeconomic disparities in water insecurity experiences in low-income and middle-income countries in 2020-21: a cross-sectional, observational study using nationally representative survey data. *The Lancet Planetary Health.* 2022;6(11):e880-e91. doi: 10.1016/S2542-5196(22)00241-8.

### Individual experiences of water insecurity vary widely between countries and regions but overall differences between men and women are small



**FIGURE 22** Individual Water Insecurity Experience scale (IWISE) adjusted mean scores for women and men, by country and region (countries weighted equally to produce pooled scores), 2020

2.5 points higher among men, respectively. Scores pooled across countries suggest that regional differences are small and at global level both women and men have an average IWISE score of eight.

While existing national data highlight significant gender

inequalities related to drinking water, further work is required to understand sex and gender-related differences in drinking water needs and to find ways to measure inequalities in access to the knowledge, resources and social support needed to satisfy them.



## BASIC DRINKING WATER SERVICES

Between 2015 and 2022, global coverage of at least basic drinking water rose from 88% to 91%. Rural coverage increased from 79% to 84% and urban coverage increased from 96% to 97%. By 2022, 83 countries had already achieved universal coverage (>99%) of at least basic drinking water (compared with 70 countries in 2015). In 32 countries, coverage

remained below 75%, including four countries in sub-Saharan Africa where less than half the population had basic drinking water in 2022 (Figure 23).

Figure 24 shows current coverage and annual rates of change in at least basic drinking water for 191 countries with sufficient data to estimate trends between 2000 and 2022. At current rates

of progress, 93 countries are on track to achieve universal coverage (>99%) by 2030, including 83 countries which had already reached >99% by 2022. However, 77 countries are progressing too slowly and in 12 countries, coverage is actually decreasing. At current rates of progress, nearly half will not reach universal coverage of basic services by 2030.

### By 2022, 83 countries had already achieved >99% coverage of at least basic drinking water services

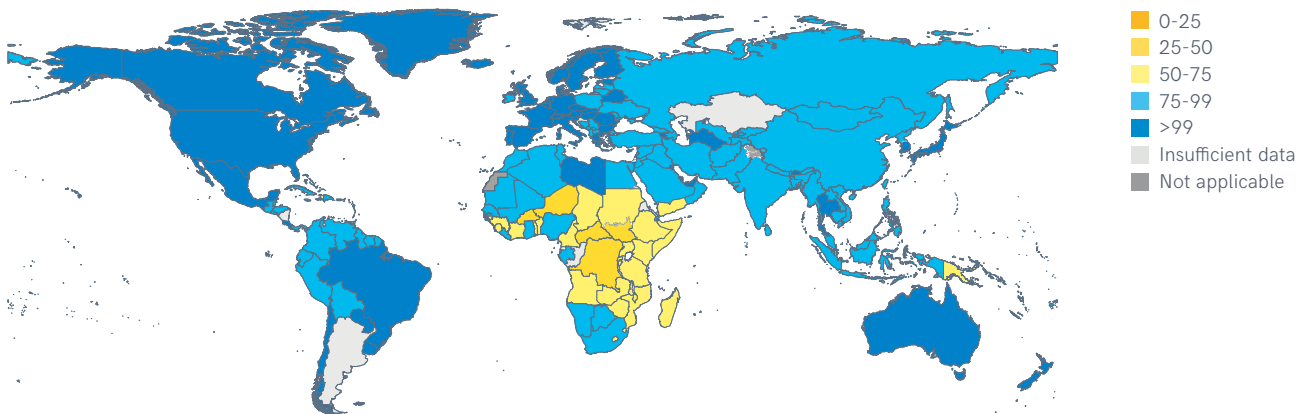


FIGURE 23 Proportion of population using at least basic drinking water services, 2022 (%)

### Nearly half of the countries with trend data available are not on track to achieve universal access to at least basic drinking water by 2030

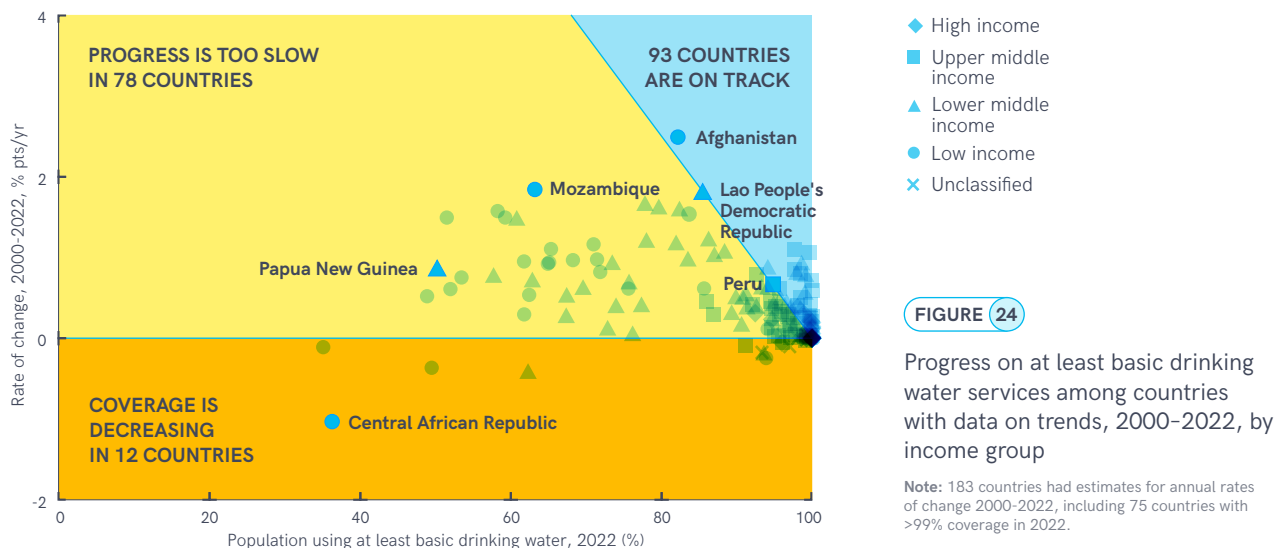
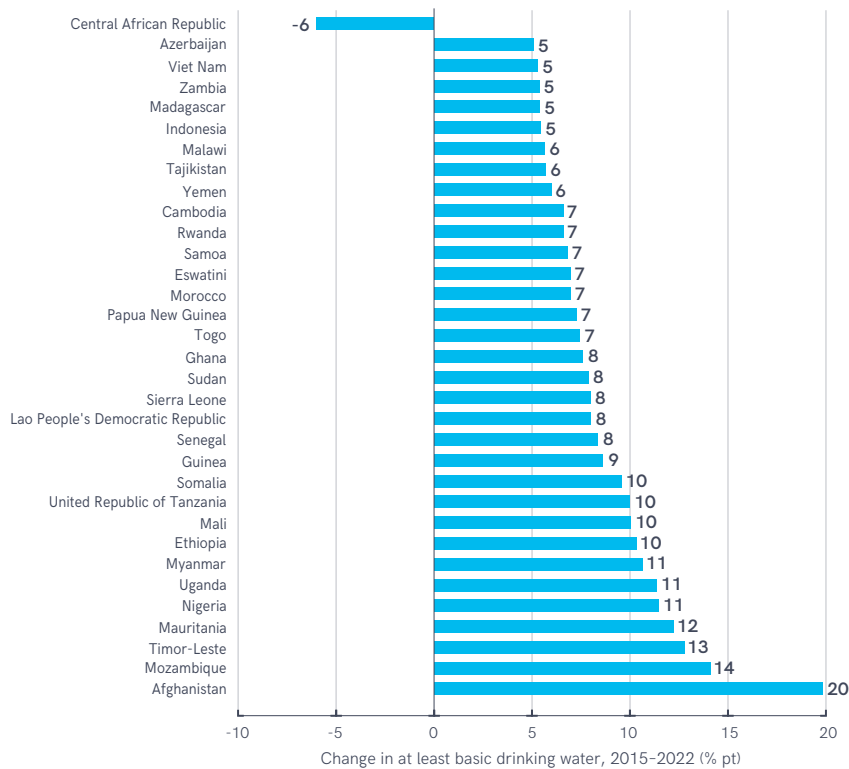


FIGURE 24

Progress on at least basic drinking water services among countries with data on trends, 2000-2022, by income group

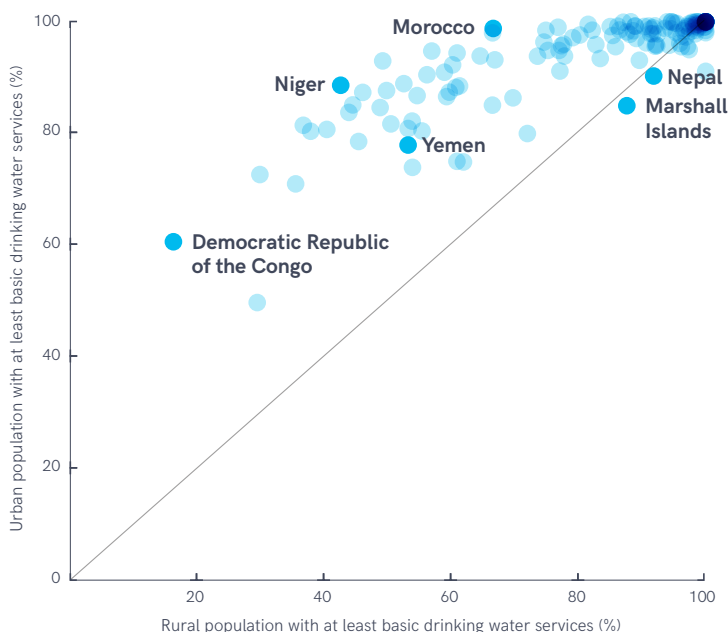
Note: 183 countries had estimates for annual rates of change 2000-2022, including 75 countries with >99% coverage in 2022.

## Since 2015, 32 countries have increased coverage of at least basic drinking water by at least five % pts



**FIGURE 25** Change in proportion of population using at least basic drinking water services, among countries with at least five % pt change, 2015-2022 (% pt)

## In 54 countries the richest-poorest coverage gap for at least basic drinking water exceeds 20 % pts



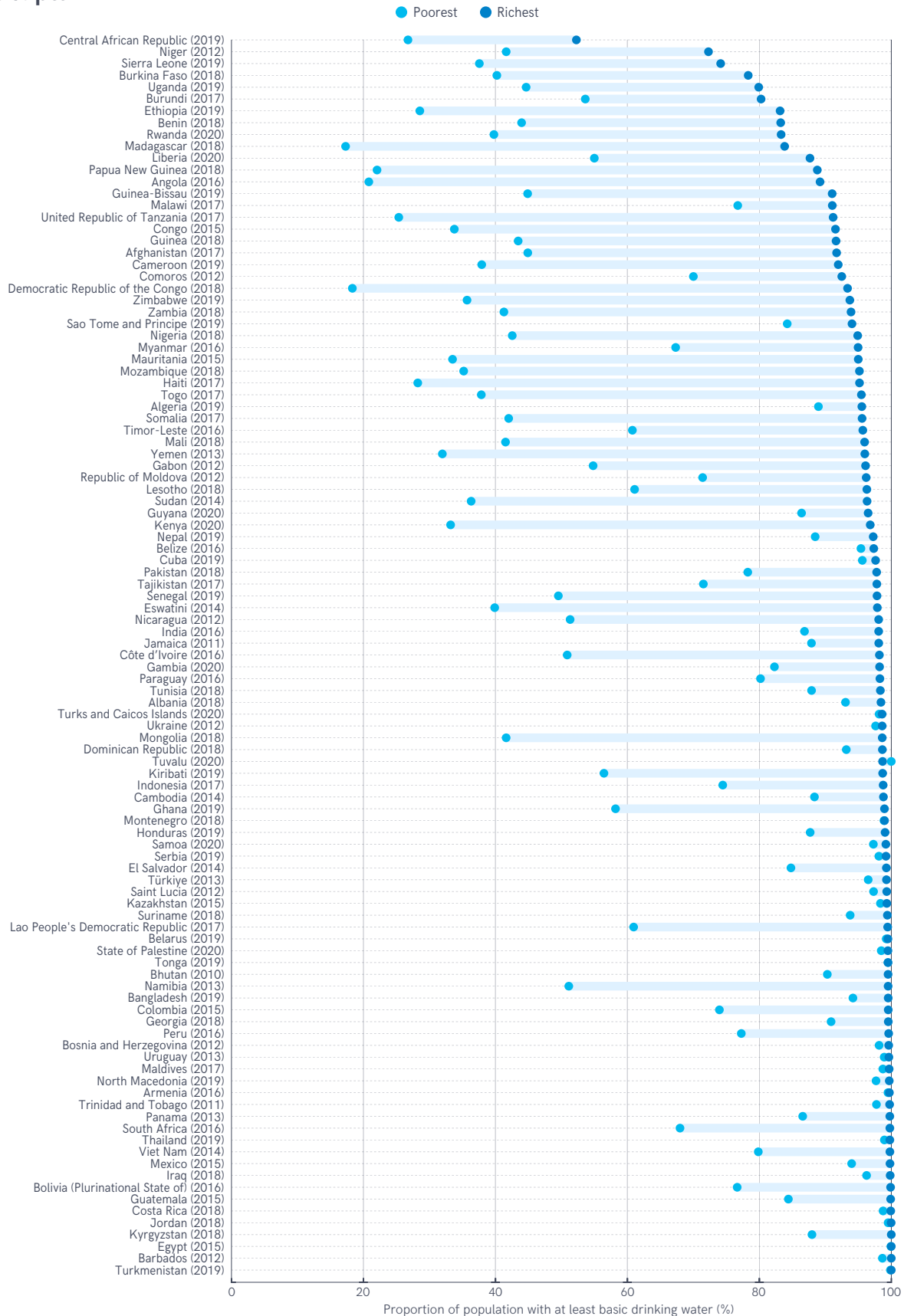
**FIGURE 26** Proportion of urban and rural populations using at least basic drinking water services by country, 2022 (%)

Figure 25 shows countries recording the biggest changes in coverage of at least basic drinking water between 2015 and 2022. Thirty-two countries have increased coverage by at least 5 % pts and nine countries have increased coverage by at least 10 % pts. Afghanistan has achieved the biggest increase, rising from 62% to 82% (20 % pts). By contrast, Central African Republic is the only country where coverage has decreased by over 5 % pts, falling from 42% to 36% nationally (and from 58% to 48% in urban areas).

In 2022, coverage of at least basic drinking water was higher in urban areas than rural areas in almost all countries (Figure 26). For example, while Morocco has achieved 99% coverage in urban areas, rural coverage stands at 66%. In Niger, urban coverage (88%) is more than twice as high as rural coverage (41%), and in Democratic Republic of the Congo, urban coverage (59%) is four times as high as rural coverage (14%). Nepal is one of the few countries where rural coverage of basic drinking water (92%) is higher than urban coverage (90%).

Data disaggregated by wealth quintile also reveal significant disparities between the richest and poorest (Figure 27). Out of 105 countries with recent survey data for drinking water disaggregated by wealth quintile, 54 have a coverage gap between the richest and poorest of more than 20 % pts, 33 have a gap of more than 40 % pts and 10 have a gap exceeding 60 % pts. For example, in Ethiopia there is a 55 % pt gap in coverage between the richest (83%) and the poorest (29%), compared with a 9 % pt gap in Nepal (97% vs. 88%).

# In 56 countries the richest-poorest coverage gap for at least basic drinking water exceeds 20 % pts



**FIGURE 27** Proportion of richest and poorest wealth quintiles using at least basic drinking water services, selected surveys, 2010-2020 (%)

Between 2000 and 2022, the number of people lacking at least basic drinking water services has decreased from 1.2 billion to 703 million. Over half of these (408 million) lived in sub-Saharan Africa and a fifth (140 million) lived in Central and Southern Asia. Eight out of ten (549 million) lived in rural areas and there were more people without basic drinking water in rural areas than in urban areas in all SDG regions (Figure 28). Sub-Saharan Africa had the largest number of people without basic drinking water in urban areas (73 million), more than twice as many as Central and Southern Asia (32 million). In 2022, 115 million people worldwide still used surface water. Nine out of ten (102 million) lived in rural areas and two thirds (73 million) lived in sub-Saharan Africa.



### In 2022, over half of the 703 million people without basic drinking water lived in sub-Saharan Africa

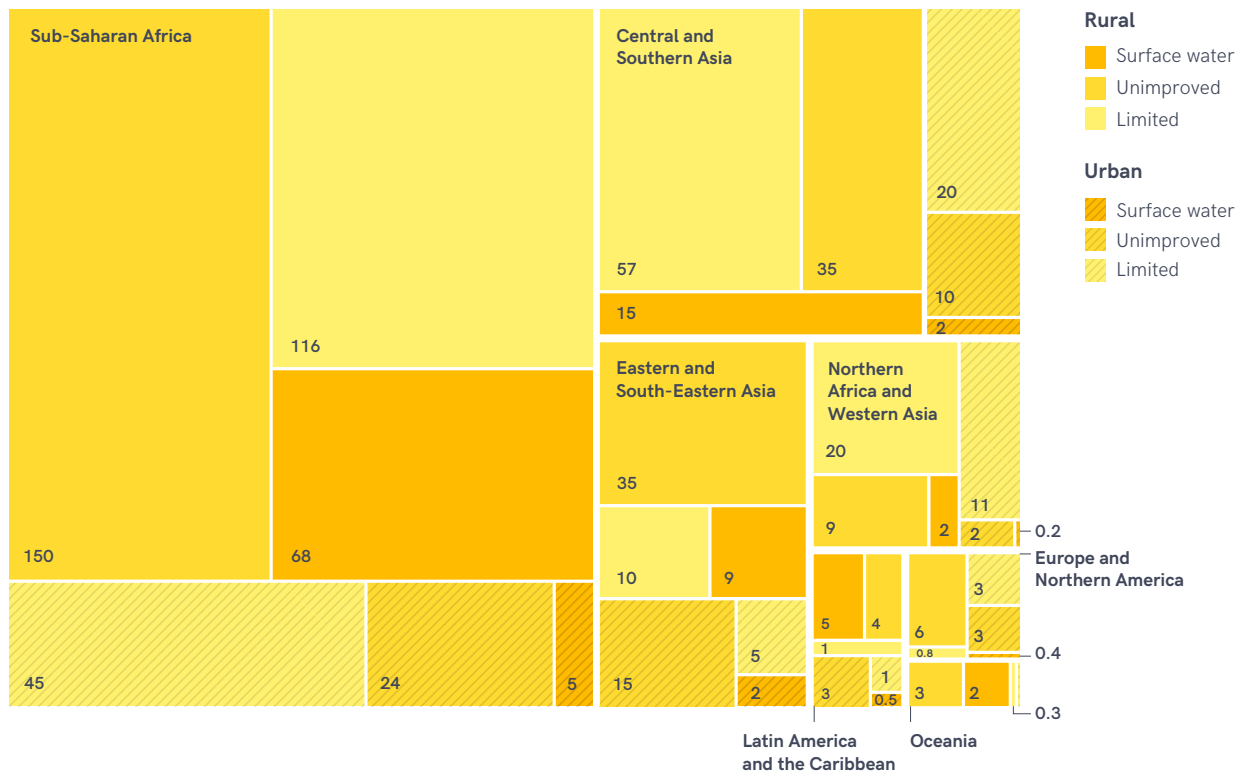


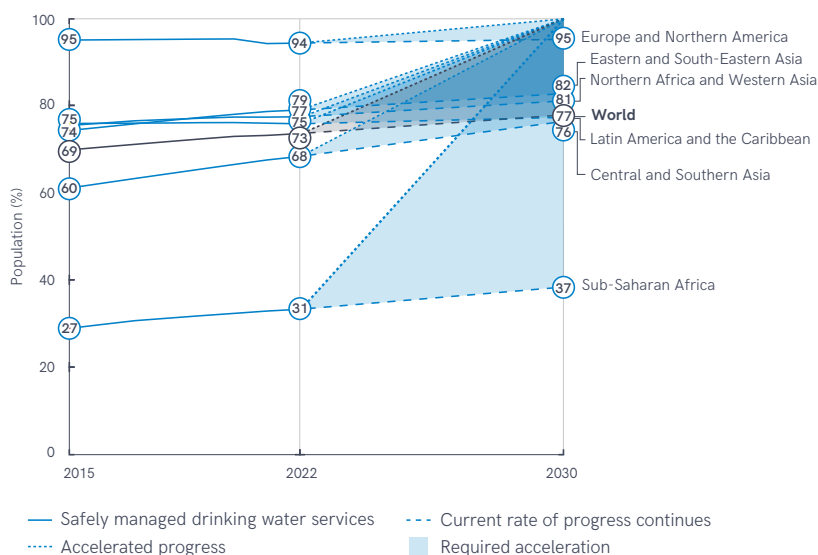
FIGURE 28 Rural and urban populations lacking basic drinking water services in 2022, by SDG region (millions)

## SAFELY MANAGED DRINKING WATER SERVICES

Between 2015 and 2022, global coverage of safely managed drinking water increased by 4 % pts (from 69% to 73%). At current rates of progress, the world will only reach 77% coverage by 2030, leaving 2 billion people without safely managed services (Figure 29). While coverage has increased in most SDG regions, it has stagnated in Latin America and the Caribbean (at 75%) and decreased slightly in Europe and Northern America (from 95% to 94%). Central and Southern Asia has achieved the fastest rate of progress, rising 8 % pts from 60% in 2015 to 68% in 2022. However, no SDG region is on track to achieve universal coverage by 2030. Achieving universal access to safely managed drinking water will require a sixfold increase in current rates of progress (20-fold in least developed countries, 19-fold in fragile contexts).

In 2022, 142 countries had total estimates for safely managed drinking water, representing 51% of the global population. 56 countries only had total estimates (of which 19 countries had already achieved >99%), 97 had urban estimates and

### No SDG region is on track to achieve universal access to safely managed drinking water services by 2030



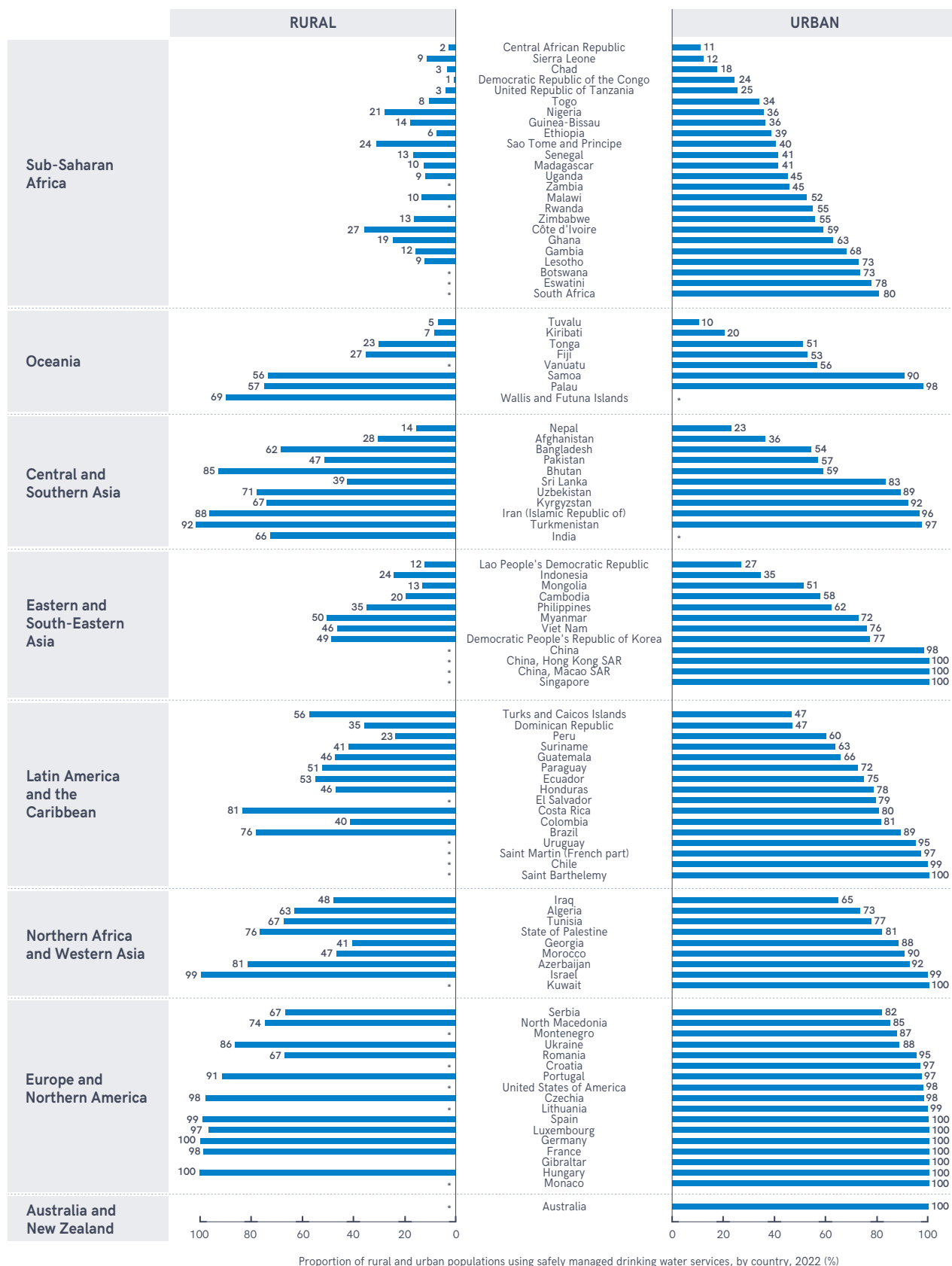
**FIGURE 29** Progress on safely managed drinking water services, 2015-2022 (%), and acceleration required to reach universal coverage (>99%) by 2030, by SDG region

76 had rural estimates. Figure 30 shows that in almost all countries with disaggregated data, coverage of safely managed drinking water was higher in urban areas in 2022 (exceptions were Bangladesh, Bhutan, Turks and Caicos Islands and Costa Rica). Sixteen countries had already achieved

>99% in urban areas, but only three countries (Germany, Hungary and Israel) had achieved universal coverage in rural areas. In 2022, three SDG regions had countries with <25% coverage in urban areas and five SDG regions had countries with <25% coverage in rural areas.



# In 2022, urban coverage of safely managed drinking water services was higher in almost all countries



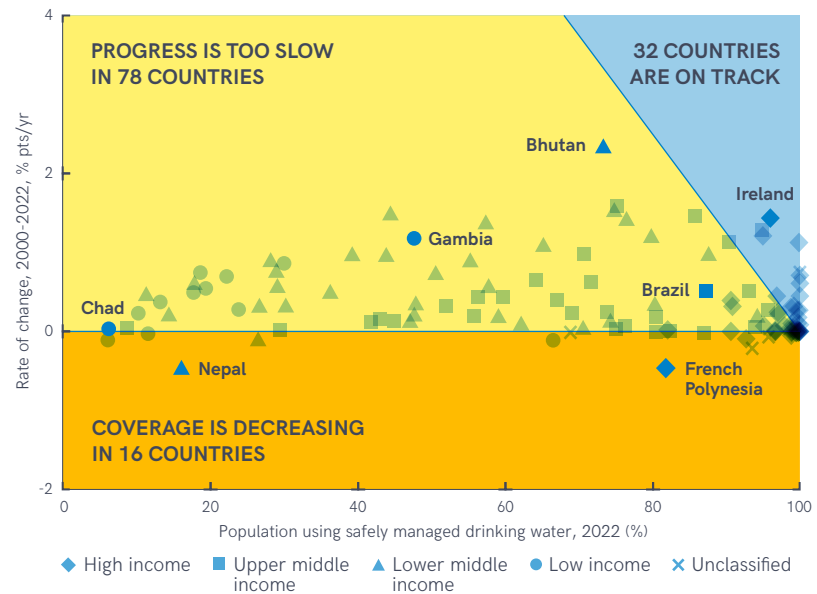
**FIGURE 30** Rural and urban coverage of safely managed drinking water by country and SDG region, 2022 (%)  
 \* No estimate available in 2022



Figure 31 shows current coverage and annual rates of change in safely managed drinking water for 126 countries with sufficient data to estimate trends between 2000 and 2022. At current rates of progress, 32 countries are on track to achieve universal coverage (>99%) by 2030. However, 78 countries are progressing too slowly and in 16 countries, coverage is decreasing. Bhutan has recorded the fastest annual rate of progress since 2000 (2.32 % pts/yr), but current coverage is 73% so this rate of change will still not be sufficient to reach >99% by 2030. Ireland is progressing more slowly (1.44 % pts/yr) but had already achieved 96% coverage by 2022 so is on track to achieve universal access by 2030.

In 2022, 207 countries had total estimates for accessibility on premises (representing 99% of the global population), 139 countries had total estimates for availability when needed (representing 86% of the population), and 142 countries had total estimates for drinking water quality (representing 51% of the population). Figure 32 shows that estimates for each element of safely managed drinking water varied widely between countries in each SDG region in 2022. For example, in Europe and Northern America, estimates for all three elements were high and the differences between countries were relatively small. By contrast, in sub-Saharan Africa, estimates for availability were generally higher than for accessibility on premises and free from contamination, which ranged from 95% in Mayotte to less than 10% in Sierra Leone and Tanzania.

### Three quarters of countries with trend estimates are not on track to achieve universal access to safely managed drinking water by 2030

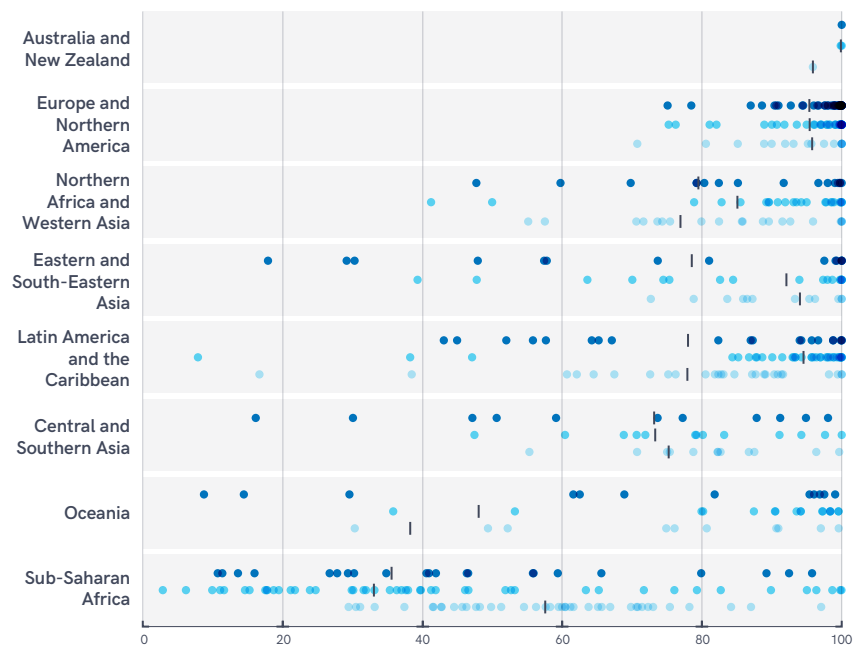


**FIGURE 31** Progress on safely managed drinking water among countries with data on trends between 2000–2022, by income group

Note: 126 countries had estimates for annual rates of change 2000–2022, including 75 countries with >99% coverage in 2022.

### Disparities in accessibility, availability and quality of drinking water persisted between countries and regions in 2022

● Free from contamination ● Accessible on premises ● Available when needed | Regional estimate



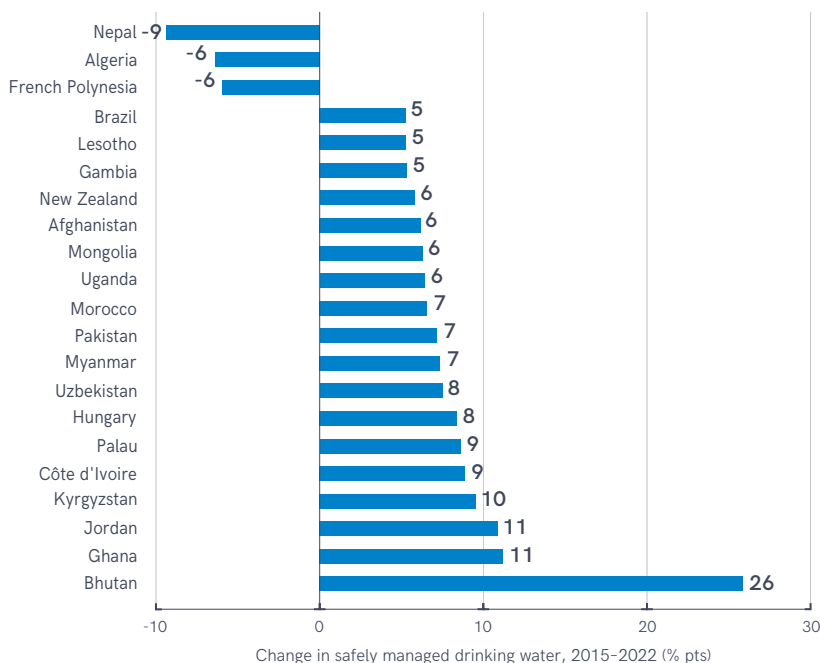
**FIGURE 32** Proportion of population using improved sources accessible on premises, available when needed, and free from contamination, 2022 (%), by country and SDG region

Note: Some regions do not have enough data to produce regional estimates for all variables.

Countries recording the biggest changes in coverage of safely managed drinking water are shown in Figure 33. Since 2015, 18 countries have increased coverage by at least 5 % pts and three countries have increased coverage by at least 10 % pts (Bhutan, Ghana and Jordan). Bhutan has achieved the biggest increase, rising from 47% to 73% (26 % pts) due to improvements in drinking water quality (47% to 77%). Jordan increased coverage by 11 % pts due to improvements in availability (75% to 86%), whereas Ghana achieved the same increase by improving accessibility on premises (33% to 46%). Decreases in coverage in Nepal and French Polynesia were due to declining water quality, whereas availability when needed has declined in Algeria.

Between 2000 and 2022, the number of people using piped supplies increased from 3.5 billion to 5.3 billion, and the number of people using non-piped improved supplies increased from 1.7 billion to 2.3 billion (Figure 34). Nearly three quarters (1.3 billion) of those gaining piped supplies, and two thirds (373 million) of those gaining non-piped supplies lived in urban areas. During this period, the urban population using non-piped improved supplies has more than doubled from 333 million to 706 million. In rural areas, half a billion people (500 million) have gained piped supplies, and 207 million have gained non-piped supplies. In 2022, three quarters of the population using piped supplies lived in urban areas, while two thirds of those using non-piped supplies lived in rural areas.

### Since 2015, 18 countries have increased coverage of safely managed drinking water by at least five % pts

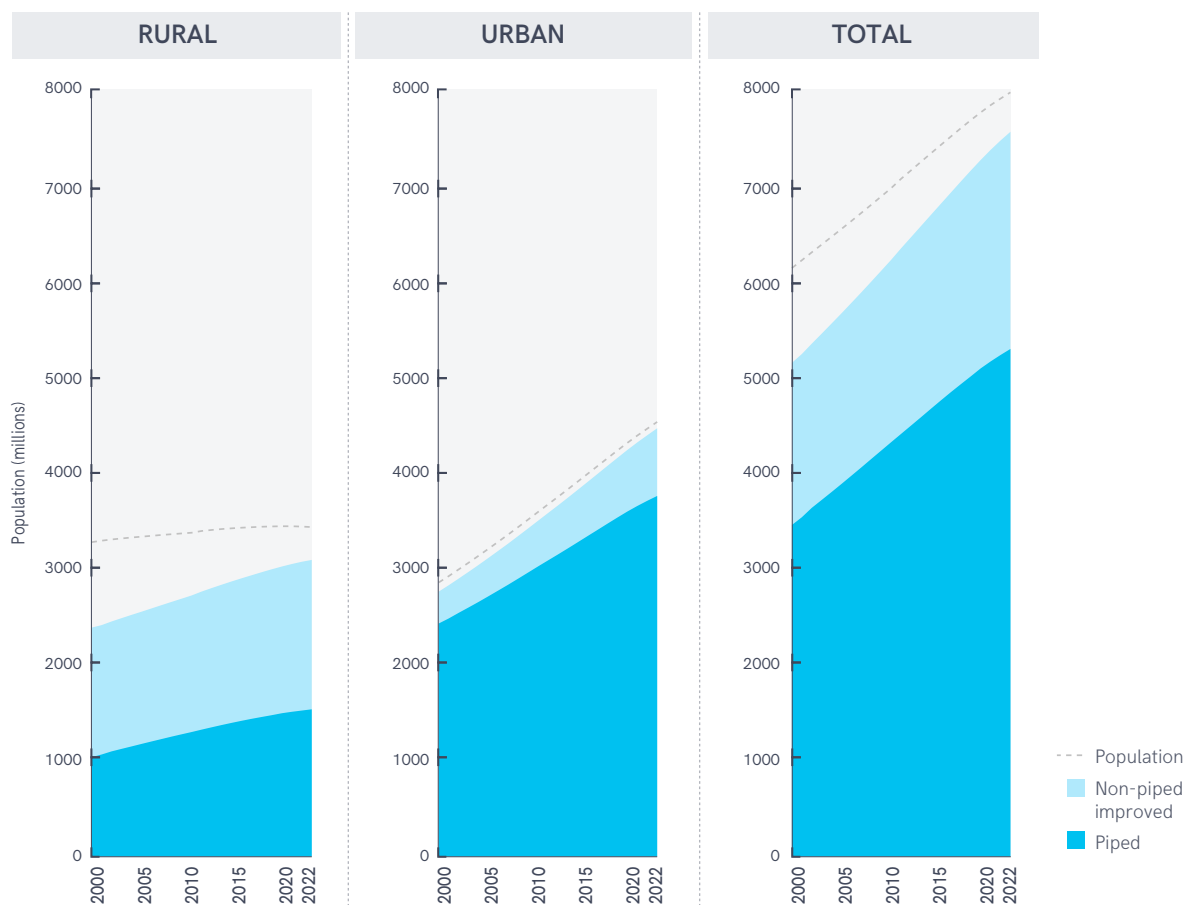


**FIGURE 33** Change in the proportion of population using safely managed drinking water services, among countries with at least a five % pt change, 2015-2022 (% pt)

In 2022, 79% of the global population drank water from an improved source accessible on premises. This service level was higher in urban areas (89%) than in rural areas (65%). Eight hundred and fifty-five million rural residents, and 437 million urban residents collected water from an improved supply located off premises. The accessibility of drinking water services may vary throughout the year. This can be difficult to monitor because the majority of surveys report on services at one point in time, while many administrative sources provide annual average figures. In nine household surveys in West Africa, data on the accessibility of water supplies was collected in both dry and wet seasons. In all countries more households

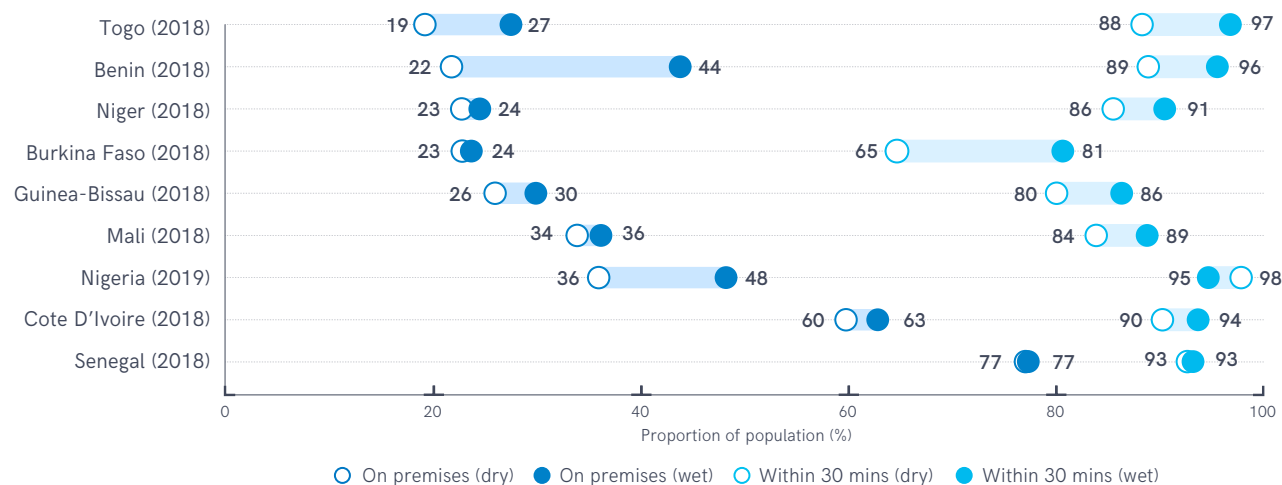
had access to improved water supplies on premises during the wet season (Figure 35), and in Benin, accessibility on premises was two times higher in the wet season (44%) than in the dry season (22%). During the dry season, people spend more time collecting water: accessibility of water supplies within a 30 minute round trip was markedly lower than in the wet season, except for in Nigeria. The seasonal difference was greatest in Burkina Faso, where accessibility within 30 minutes dropped from 81% in the wet season to 65% in the dry season. Globally, 81% of the total population (87% in urban areas, 74% in rural areas) took drinking water from an improved source that provided water when needed in 2022.

Since 2000, 1.8 billion people have gained piped water and 574 million have gained non-piped improved water supplies



**FIGURE 34** Rural, urban and total populations using piped and non-piped improved water sources, 2000–2022 (millions)

In West Africa, drinking water is less likely to be accessible on premises during the dry season



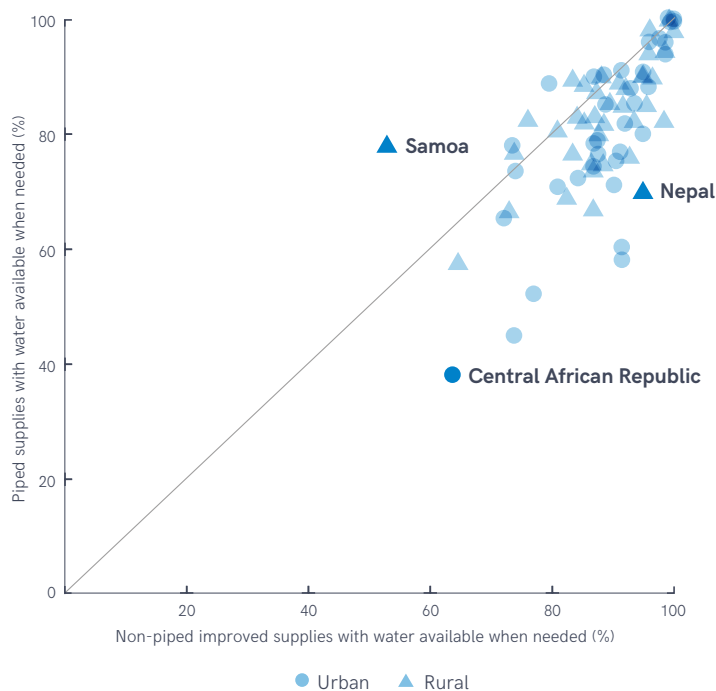
**FIGURE 35** Proportion of population using improved water sources accessible on premises and within 30 minutes during wet and dry seasons, selected surveys from West Africa, 2018–2019 (%)

Most commonly, this is measured by asking households if at any time during the last month the household did not have sufficient quantities of drinking water. Five hundred and sixty million people in rural areas, and 514 million in urban areas, got their drinking water from a source that did not always have water available when needed.

Figure 36 shows that non-piped improved supplies, such as boreholes and protected wells and springs, are often more reliable than piped supplies. Piped supplies, especially in low- and middle-income countries, are often intermittent and may provide water for only a few hours per day, or a few days per week, leading to shortages. This difference is most readily seen in areas that have a mix of piped and non-piped supplies, such as rural Nepal where the 2019 UNICEF Multiple Indicator Cluster Surveys (MICS) found that 95% of non-piped improved supplies (mostly boreholes), but only 70% of piped supplies, provided sufficient water throughout the previous month. Likewise, in urban Central African Republic, the 2019 MICS found that 64% of non-piped improved supplies (mostly boreholes), but only 38% of piped supplies, had water available when needed. By contrast, in rural Samoa non-piped supplies (mostly rainwater) were less likely to have water available (53%) than piped supplies were (78%).

In 2022, 73% of the global population (81% urban, 62% rural) drank water from an improved source that was free from microbiological and priority

### Piped supplies are often less likely than non-piped supplies to have water available when needed



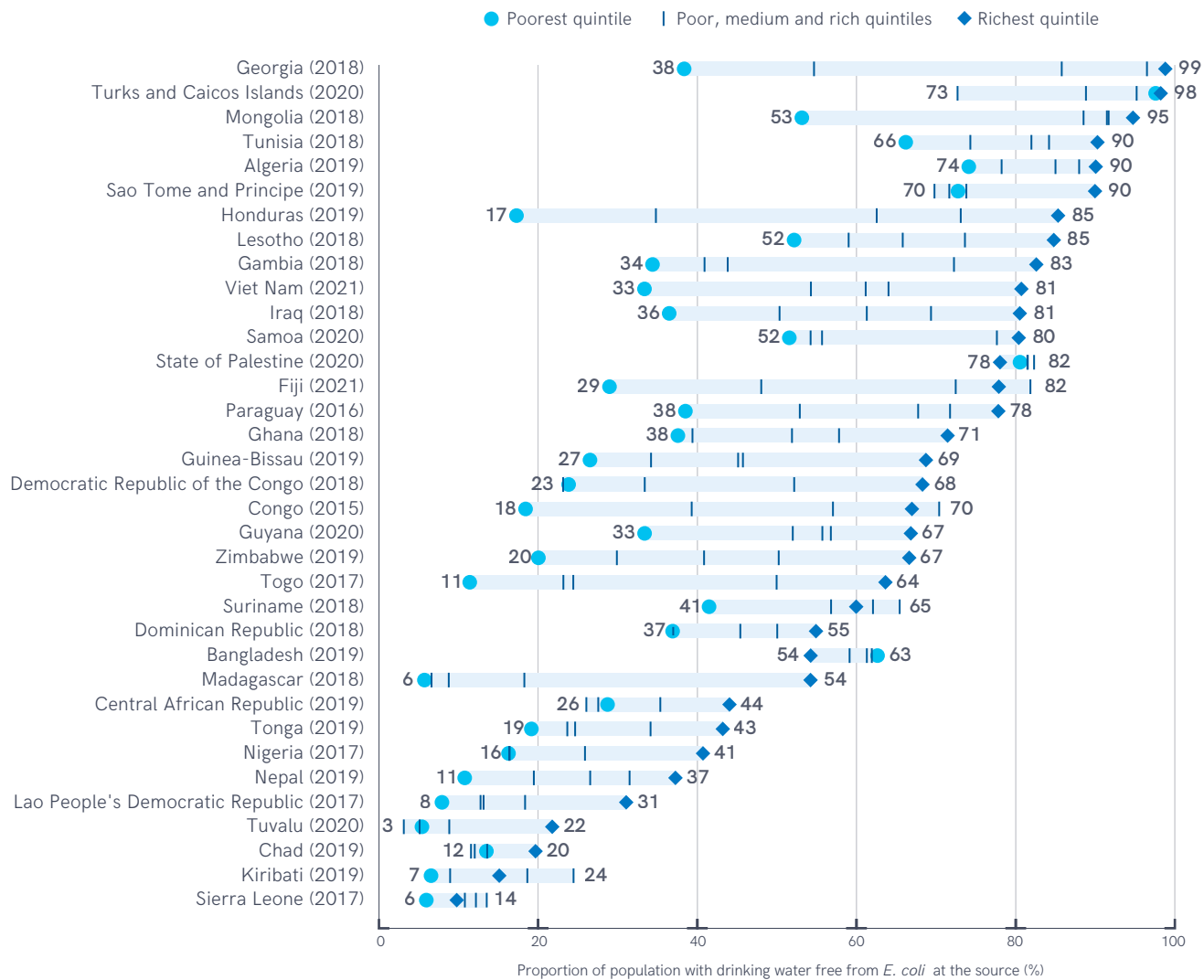
**FIGURE 36** Proportion of population using piped and non-piped improved sources with water available when needed (%), 42 surveys, 2017–2022, restricted to supplies used by at least 5% of the population

chemical contamination. At least 1.7 billion people, including 958 million rural and 790 million urban residents, drank water from an improved supply that was contaminated (411 million still used unimproved sources and surface water which are known to be at higher risk of contamination in low- and middle-income countries).<sup>16</sup> The burden of unsafe drinking water is not evenly distributed. People in rural areas are more likely to have contaminated water than those in urban areas. In 33 out of 35 countries with comparable data, the wealthiest quintile experienced much lower contamination rates than the

poorest quintile (Figure 37). In five countries (Congo, Fiji, Georgia, Honduras and Togo), the gap between the richest and poorest quintiles was over 50 % pts, while in Madagascar, the richest quintile were nearly ten times as likely as the poorest quintile to have water free from contamination. In Bangladesh and the State of Palestine, this wealth gradient was reversed, and in Bangladesh, the poorest quintile had the highest quality water. This paradoxical finding is explained by a relatively high rate of contamination in piped supplies in Bangladesh (used by 38% of the richest households, 54% faecally contaminated) compared to non-piped supplies such as boreholes (used by 91% of the poorest households, 36% faecally contaminated).

<sup>16</sup> Bain R, Johnston R, Khan S, Hancioglu A, Slaymaker T. Monitoring Drinking Water Quality in Nationally Representative Household Surveys in Low- and Middle-Income Countries: Cross-Sectional Analysis of 27 Multiple Indicator Cluster Surveys 2014–2020. *Environ Health Perspect.* 2021;129(9):097010. doi:10.1289/EHP8459.

## The poorest are far less likely to use sources that are free from faecal contamination



**FIGURE 37** Proportion of population with drinking water free from *E. coli* at the source, by wealth quintile, selected Multiple Indicator Cluster Surveys, 2016–2021 (%)



## Limiting factors for safely managed drinking water services

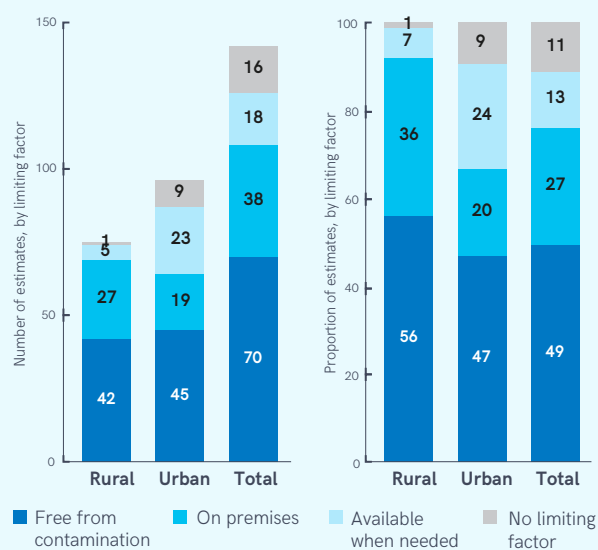
In many countries, data on the accessibility, availability and quality of drinking water come from different sources, so it is usually not possible to combine these three criteria at the level of the household and thereby calculate how many people drink water that meets all of the criteria for safely managed drinking water. For example, data on drinking water quality is frequently available only at national level, or sometimes for urban areas, which leads to a larger number of countries having estimates for total population (142) than for urban (96) and for rural (75). For the purposes of global monitoring, the JMP integrates data on the three elements at urban and rural domain level, or at national level if data are not disaggregated by urban and rural, and uses the lowest of the three criteria to determine the estimate for safely managed drinking water services. This method overestimates the proportion of the population that actually has drinking water meeting all three criteria. For example, if water quality is the lowest of the three criteria, it will be used to estimate safely managed services, but some households may have water that is free from contamination but not accessible on premises and available when needed.

In 70 of the 142 countries with total estimates for all three criteria, drinking water quality was the lowest criterion and therefore the 'limiting factor' (Figure 38). Water quality was more likely to be the limiting factor in rural areas (56%) than in urban areas (47%). Figure 39 shows that where freedom from contamination was the limiting factor, there can be a large gap between the three criteria. In Nepal, only 14% of rural and 23% of urban improved water supplies were free from contamination. The next closest criterion was accessibility on premises, at 69% in rural areas and 75% in urban areas. In most of these countries, coverage with improved water supplies is high, especially in urban areas, but water quality is frequently compromised. In Tuvalu, both urban and rural populations had universal (>99%) coverage with improved supplies, but

only 10% and 5%, respectively, were free from faecal contamination.

Accessibility on premises is the limiting factor for one in five countries in urban areas (20%) and for more than a third of countries in rural areas (36%). This limiting factor is common in sub-Saharan African countries, especially in rural areas. All but one (Mongolia) of the 17 countries where less than one in four rural residents have improved water supplies on premises are in sub-Saharan Africa, and in all but one of these countries accessibility is the limiting factor (in rural Madagascar, water quality is the limiting factor). Availability when needed is less commonly the limiting factor, but is relatively important in urban areas of middle-income countries, where coverage with piped supplies is high but service is intermittent. In Costa Rica and El Salvador, accessibility on premises and freedom from contamination were both above 95% in urban areas, but only 80% and 79% of households had water available when needed over the previous month.

### Water quality is the most common limiting factor for safely managed drinking water services



**FIGURE 38** Number and proportion of countries by limiting factor for safely managed drinking water services, 2022

# Limiting factors for safely managed drinking water vary between and within countries



**FIGURE 39** Rural and urban coverage, by limiting factor for safely managed drinking water services, 2022 (%)

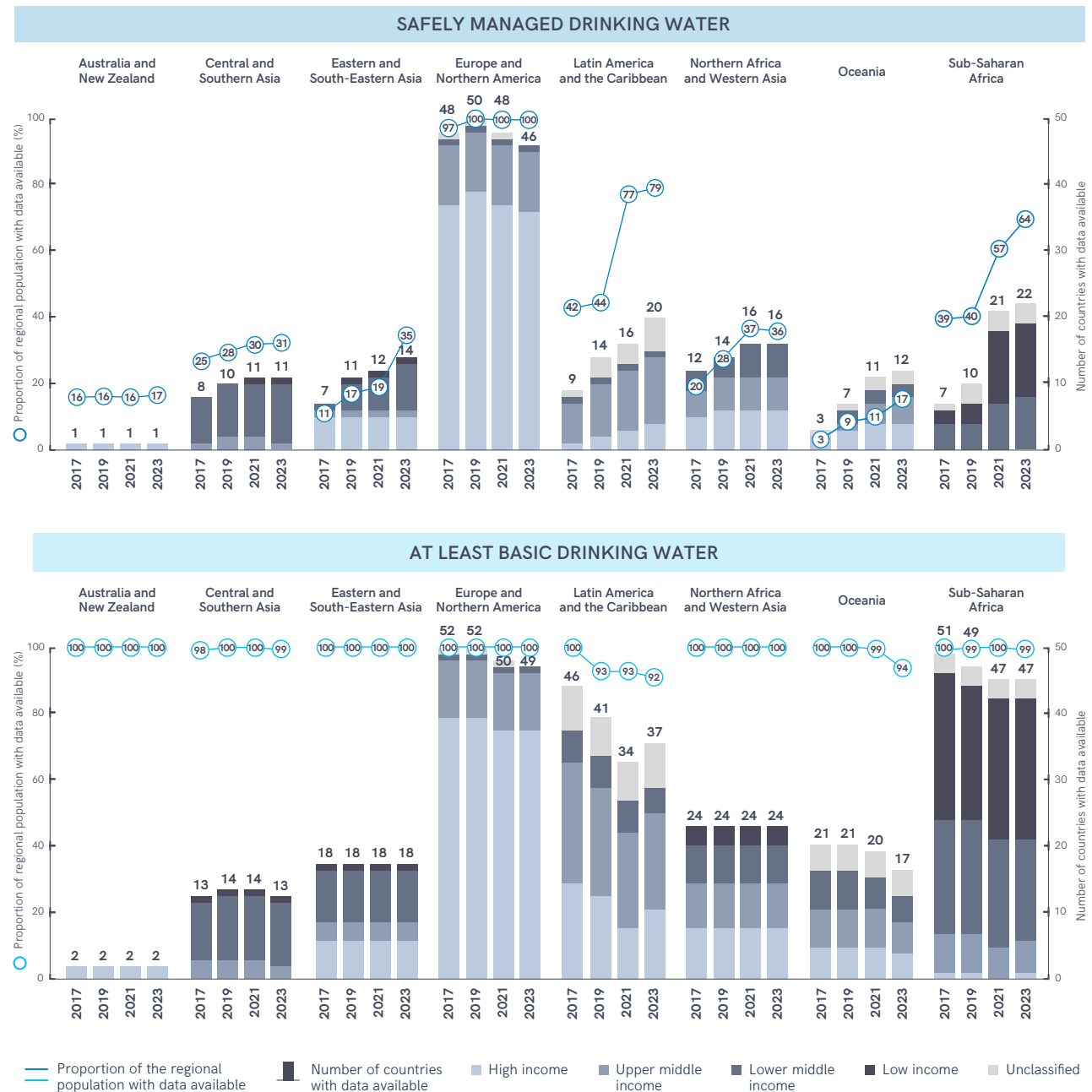
## DATA COVERAGE AND PROGRESSION

Global data coverage is higher for at least basic drinking water services (207 countries, representing 99% of the population) than for safely managed drinking water (142 countries, 51% of the population).

Data coverage for at least basic drinking water services has been dropping slowly in Oceania and sub-Saharan Africa, and especially in Latin America and the Caribbean, as ageing data from household surveys and

censuses become too old to be used for estimates (Figure 40). Nine of the 24 countries and territories that lost estimates for at least basic services between 2017 and 2023 were in the Caribbean subregion,

### Data coverage for safely managed drinking water has increased in all SDG regions



**FIGURE 40** Proportion of population (%) and number of countries with estimates available for at least basic and safely managed drinking water in JMP progress updates, 2017–2023



where household surveys are uncommon and the last major round of censuses was in 2010–2012. However, the proportion of the population with data remains over 90% in all SDG regions, and >99% in all regions except for Latin America and the Caribbean, and Oceania.

In contrast, data coverage for safely managed drinking water services has risen steadily in all regions except for Australia and New Zealand, and Europe and Northern America, where Channel Islands, Croatia, Greenland and Saint Pierre and Miquelon have all lost estimates since the 2019 progress update.

The number of countries with estimates for safely managed services has doubled in Central and Southern Asia, and Eastern and South-Eastern Asia, tripled in sub-Saharan Africa, and quadrupled in Oceania between 2017 and 2023. However, in five SDG regions, data remain unavailable for more than half of the regional population.





# 3 Sanitation services

## INTRODUCTION

The JMP service ladder for sanitation defines five levels of service, ranging from 'open defecation' (no service) to 'safely managed' which is the global indicator on sanitation for SDG target 6.2 (Figure 41). It builds on the established improved/unimproved facility type classification and includes additional aspects of the quality of service. For SDG monitoring, populations using improved facilities are divided into three categories. If the improved facility is shared with other households it counts as a 'limited' service, and if it is not shared with other households it counts as a 'basic' service.

| SERVICE LEVEL           | DEFINITION  |
|-------------------------|---|
| <b>SAFELY MANAGED</b>   | Use of improved facilities that are not shared with other households and where excreta are safely disposed of in situ or removed and treated off-site |
| <b>BASIC</b>            | Use of improved facilities that are not shared with other households  |
| <b>LIMITED</b>          | Use of improved facilities that are shared with other households  |
| <b>UNIMPROVED</b>       | Use of pit latrines without a slab or platform, hanging latrines or bucket latrines   |
| <b>OPEN DEFECCATION</b> | Disposal of human faeces in fields, forests, bushes, open bodies of water, beaches or other open places, or with solid waste                          |

FIGURE 41 SDG ladder for sanitation services

But to meet the SDG standard for a 'safely managed' service, excreta must either be safely disposed of in situ or removed and treated off-site. Since households with 'safely managed' services also meet the criteria for 'basic' services, these two categories can also be grouped together as 'at least basic services', which is one of the tracer indicators used for monitoring progress towards SDG target 1.4 on universal access to basic services.

Between 2000 and 2022, the global population increased by 1.8 billion, with most of

the growth in urban areas (increasing by 1.7 billion). Over this period, 2.5 billion people gained access to safely managed sanitation, and the number of people without at least basic sanitation decreased from 2.7 billion to 1.5 billion (Figure 42). Three out of five people (1.5 billion) gaining access to safely managed sanitation lived in urban areas. A further 503 million people in urban areas gained access to at least basic sanitation, and the number of people lacking basic sanitation has decreased by 92 million (596 million to 504 million).

Nearly one third (1 billion) of the population currently living in rural areas has gained access to safely managed sanitation since 2000. An additional 257 million have gained access to at least basic sanitation services, and the number of people without at least basic sanitation has been reduced by half, from 2.1 billion in 2000 to 1 billion. By 2022, 421 million fewer people used unimproved sanitation facilities and 801 million fewer people practised open defecation in rural areas. However, rural areas were still home to nine out of ten people practising open defecation in 2022 (377 out of 419 million).

### Since 2000, 2.5 billion people have gained safely managed sanitation services, three out of five live in urban areas

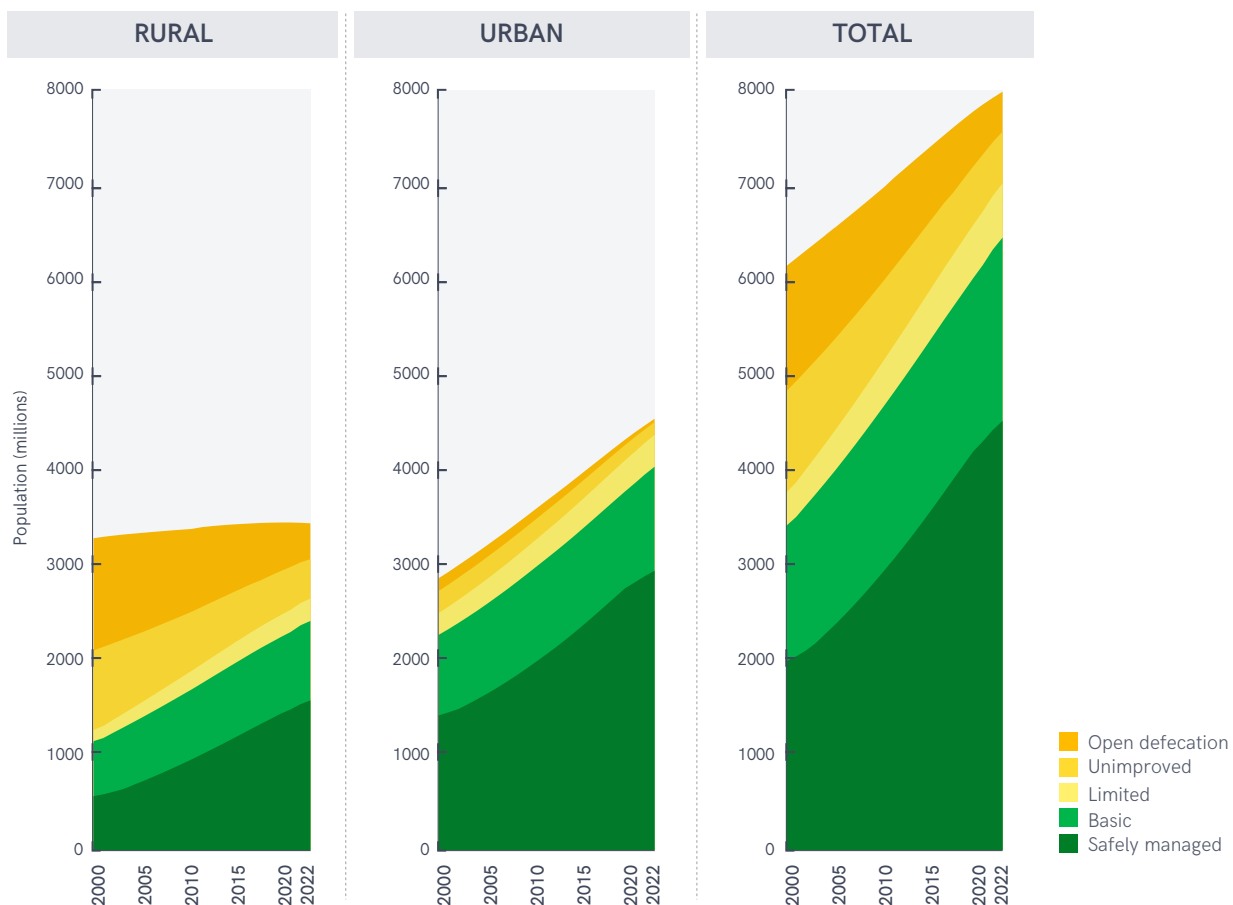


FIGURE 42 Rural, urban and total populations, by sanitation service level, 2000-2022 (millions)

Between 2015 and 2022, global coverage of safely managed sanitation increased from 49% to 57%. Rural coverage increased by 10 % pts, from 36% to 46%, while urban coverage increased by 5 % pts, from 60% to 65% (Figure 43). Seven SDG regions have urban estimates but only five have rural estimates. Safely managed sanitation coverage has increased in both urban and rural areas in all SDG regions, except for Oceania where urban coverage declined from 35% to 33%. Urban coverage is higher in all SDG regions, except for Central and Southern Asia where rural coverage (2.22 % pts/yr) has increased three times faster than urban coverage (0.72 % pts/yr). Eastern and



South-Eastern Asia achieved the second fastest increase in rural coverage (1.33 % pts/yr), but urban coverage has increased faster (1.55 % pts/yr), resulting in a 34 % pts coverage gap in 2022. Urban coverage of at least

basic sanitation is significantly higher than rural coverage in all SDG regions. Oceania is the only SDG region where at least basic sanitation coverage is decreasing in rural areas.

### Urban and rural coverage of basic and safely managed sanitation has increased in all SDG regions except Oceania



FIGURE 43 Regional sanitation coverage in rural and urban areas, 2015-2022 (%)

## GENDER AND SANITATION

Access to safe sanitation is a universal human right, but in 2022, 3.4 billion people still lacked safely managed sanitation services. The JMP 2023 progress update documents inequalities in service levels between and within countries, but it is widely recognized that the impact of inadequate sanitation is not evenly distributed across the population.

Accelerating progress on sanitation is a high priority for achieving gender equality because inadequate services disproportionately impact the health, welfare and productivity of women and girls. Physical differences mean that women and girls face additional challenges when it comes to safely accessing and using toilets with privacy and dignity, and gender norms mean that women and girls are less likely to be able to influence the design and delivery of sanitation services. Inadequate sanitation poses additional health risks for pregnant women. It may

also expose women and girls directly to violence, and the perceived threat of violence can add to other causes of psychosocial stress such as the perceived threat of harassment, or the threat of being unable to meet basic needs.<sup>17</sup>

While national data on sanitation are rarely disaggregated by sex, some indicators take account of gender inequalities and can therefore be considered gender-sensitive. For example, gender inequalities related to the accessibility of sanitation services were acknowledged in the construction of the SDG service ladder for sanitation. This distinguishes populations who practise open defecation (no service) from those using improved sanitation facilities that are private, and from those that are shared with other households. In a small number of cases, national data

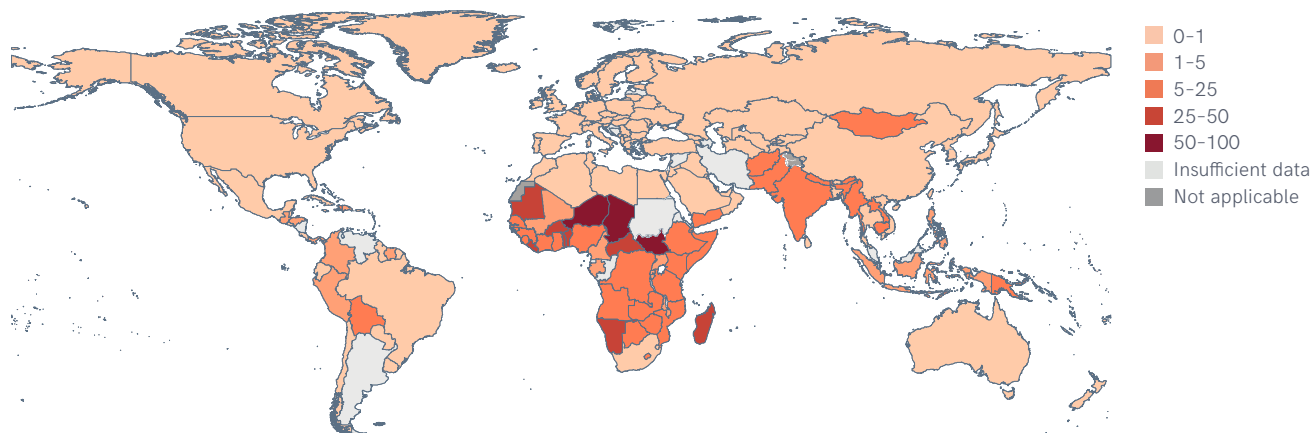
<sup>17</sup> Mills JE, Cumming O. The impact of water, sanitation and hygiene on key health and social outcomes. Sanitation and Hygiene Applied Research for Equity (SHARE) and UNICEF. 2016;112.

can be disaggregated by sex or gender and are therefore considered gender-specific, but further work is required to develop indicators that address other dimensions of gender inequalities related to sanitation.

In 2022, 419 million people worldwide did not use a toilet and practised open defecation. Women and girls who practise open defecation are less likely to be able to maintain privacy and dignity, and more likely to face physical, sexual or verbal assault than men and boys.<sup>18</sup> While there were still 36 countries with open defecation rates between 5% and 25%, gender inequalities are likely to be greatest in the 13 countries where at least one in four people practise open defecation. These are mostly in sub-Saharan Africa and include Chad (63%), Niger (65%) and South Sudan (60%), where more than half of the population still practised open defecation in 2022 (Figure 44).

<sup>18</sup> Burt Z, Nelson K, Ray I. Towards gender equality through sanitation access: UN-Women; 2016. Discussion paper no. 12. doi:10.18356/25216112/12

### In 13 countries, more than one in four people still practised open defecation in 2022



**FIGURE 44** Proportion of population practising open defecation in 2022 (%)

Shared sanitation facilities are an important interim solution when individual household facilities are not feasible, but they frequently do not meet the needs of women and girls due to concerns about accessibility when needed, cleanliness, privacy and personal safety.<sup>19</sup> In 2022, 570 million people used improved

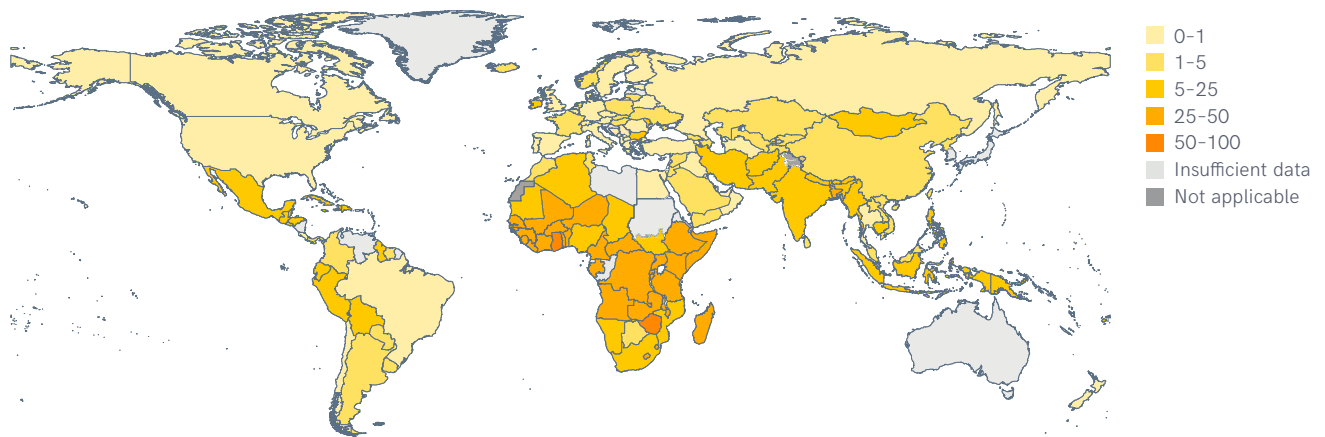
<sup>19</sup> World Health Organization. Guidelines on sanitation and health. Geneva; World Health Organization; 2018 <<https://apps.who.int/iris/handle/10665/274939>>.

facilities that were shared with other households and count as a 'limited' service. Three out of five (335 million) lived in urban areas. Gender inequalities related to shared sanitation are likely to be greatest in the 33 countries where more than a quarter of the urban population used limited services in 2022, of which 30 were located in sub-Saharan Africa (Figure

45). In 2022, one in five people used limited services in sub-Saharan Africa (18%), compared with one in ten in Central and Southern Asia (11%), and one in twenty in Oceania (5%).

However, Figure 46 shows that the proportion of sharing among those using improved sanitation facilities decreased in many countries and regions

### In 33 countries, more than one in four people in urban areas used limited sanitation services in 2022



**FIGURE 45** Proportion of urban population with limited sanitation services in 2022 (%)

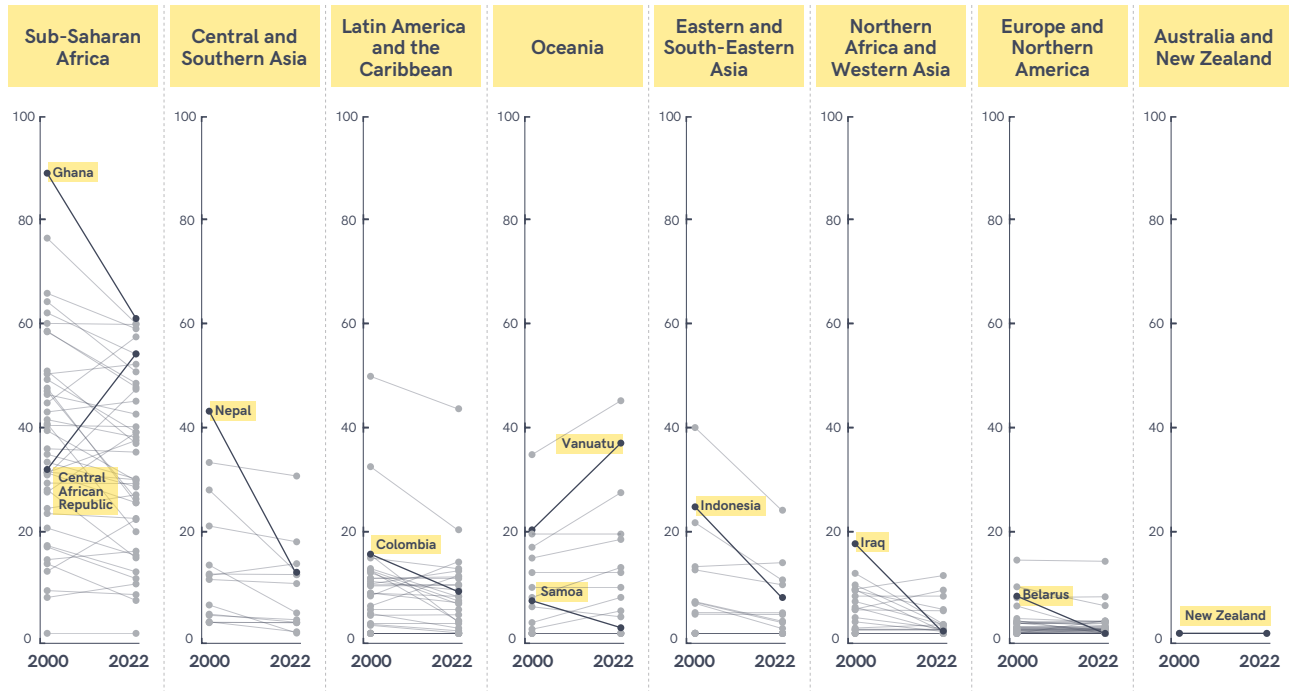


between 2000 and 2022. In sub-Saharan Africa, sharing declined from 41% to 34%, with Ghana achieving the biggest decrease (from 89% to 61%). A similar decline was seen in Central

and Southern Asia (from 21% to 13%), where Nepal recorded a reduction of over 30 % pts (from 43% to 11%). In Northern Africa and Western Asia, sharing was cut in half, from 7% to

3%, and in Iraq, the practice was eliminated, falling from 17% in 2000. All other regions achieved decreases, except for Oceania, where the proportion increased from 9% to 14%.

**Since 2000, the proportion of improved sanitation facilities that are shared has fallen rapidly in many countries**

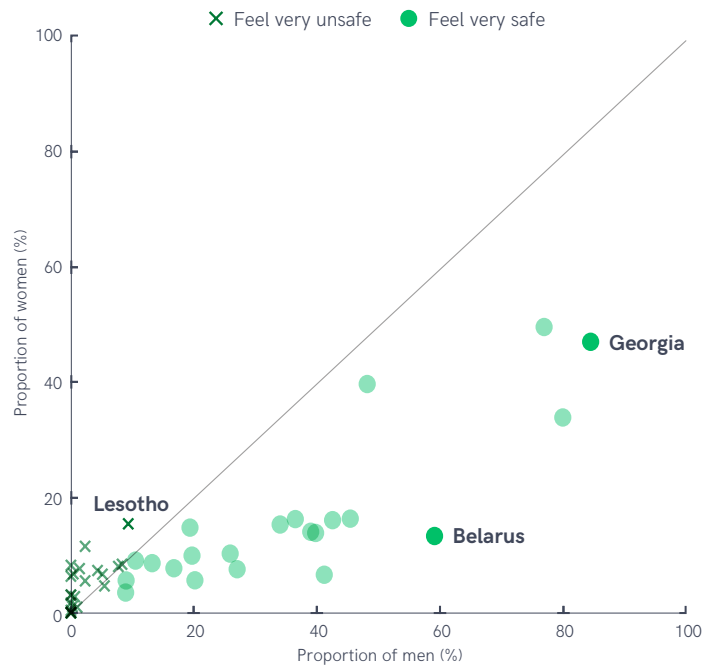


**FIGURE 46** Proportion of population sharing sanitation facilities with other households among the population using improved sanitation facilities, by country, 2000 and 2022 (%)



Safety and freedom from violence (both violent acts and threats of violence) has been identified as another key dimension of gender related inequality in WASH. For example, women and girls who need to leave the household for defecation and urination may face harassment or risks of sexual violence, especially at night. The Multiple Indicator Cluster Surveys (MICS) ask women and men separately how safe they feel walking alone in their neighborhood after dark. In 22 recent surveys among households that use shared sanitation facilities, men were much more likely than women to report feeling 'very safe' (Figure 47). For example, in Georgia, 85% of men but only 47% of women said that they felt very safe, while in Belarus, men (59%) were more than four times as likely to report feeling very safe than women (13%). Far fewer respondents reported feeling 'very unsafe', but this was much more common among women than men.

**In households with shared sanitation, women are less likely to feel very safe and more likely to feel very unsafe walking alone after dark**

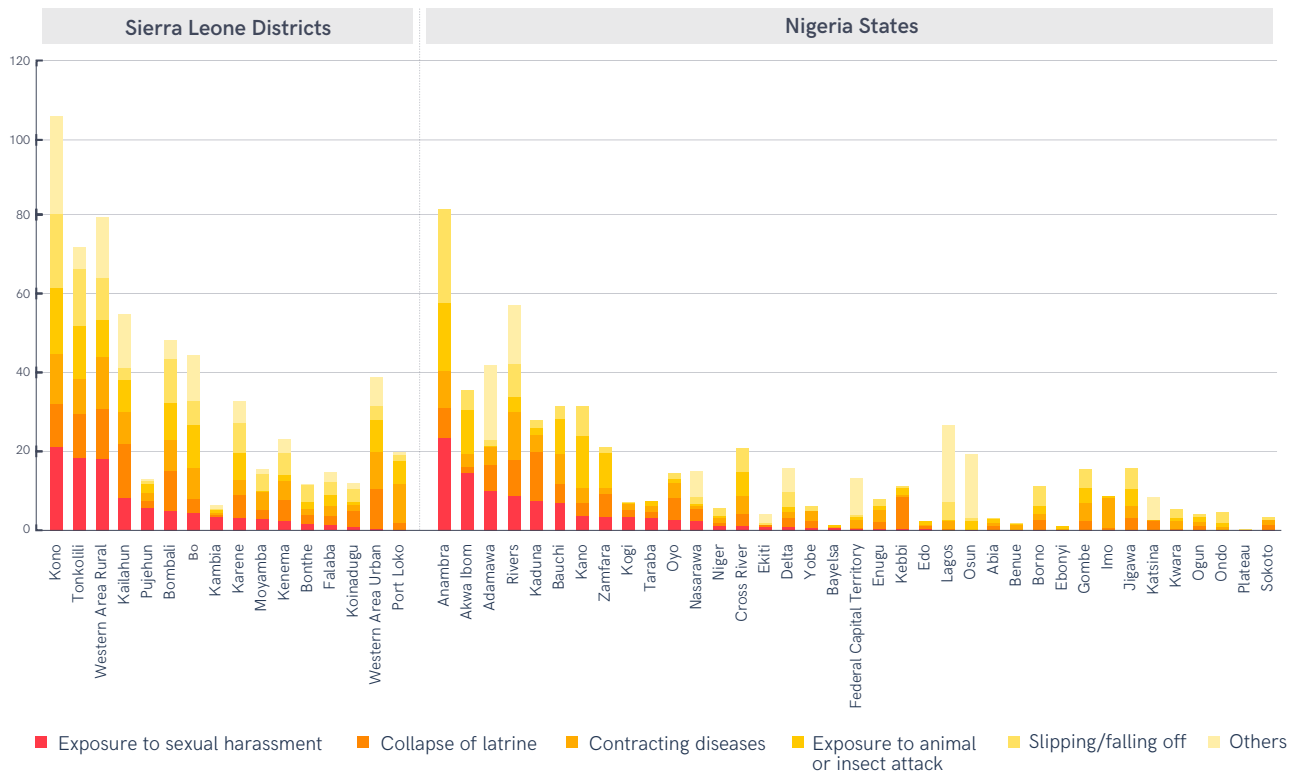


**FIGURE 47** Proportion of women and men sharing sanitation facilities who report feeling very safe and very unsafe while walking alone in their neighbourhood after dark, selected Multiple Indicator Cluster Surveys, 2018–2021 (%)





## Perceived risks faced while using the toilet vary widely between subnational regions in Sierra Leone and Nigeria



**FIGURE 48** Proportion of population reporting exposure to sexual harassment and other risks while using the toilet, by subnational region in Sierra Leone (2022) and Nigeria (2021) (%)

Recent Water, Sanitation and Hygiene National Outcome Routine Mapping (WASHNORM) household surveys in Sierra Leone and Nigeria asked about perceived risks while using the toilet. One in five households in Sierra Leone (21%) and one in ten households in Nigeria (8%) reported perceived risks. In both countries, perceptions of risk were twice as high among households sharing sanitation facilities, and in Nigeria, households using public latrines were more likely to report risks than those sharing with other households they know. Figure 48 shows that the type and number of different risks

reported varied widely across subnational regions. While exposure to sexual harassment was less commonly reported than fear of contracting diseases, collapse of latrines and exposure to insect attacks, the perceived risk was significantly higher in some regions than others.

Women’s and men’s perceptions of risk often differ. For example, a 2022 MUSE survey in Warangal, India found that more women (19%) than men (1%) agreed that women in their community face the risk of being physically harmed by men or boys when

going to sanitation locations. Meanwhile, a MUSE 2022 survey in Kampala, Uganda found that more men (39%) than women (21%) agreed with the statement.<sup>20</sup>

Very few countries have national data on individual experiences/satisfaction with sanitation services. During the COVID-19 epidemic, the United States Census Bureau launched an experimental Household Pulse Survey.<sup>21</sup> This included data from respondents who reported

<sup>20</sup> Caruso et al. Measuring Urban Sanitation and Empowerment (MUSE). MUSE preliminary reports for Kampala, Uganda and Warangal, India. 2022. <<https://www.museproject.org/publications-reports>>

<sup>21</sup> <<https://www.census.gov/data/experimental-data-products/household-pulse-survey.html>>

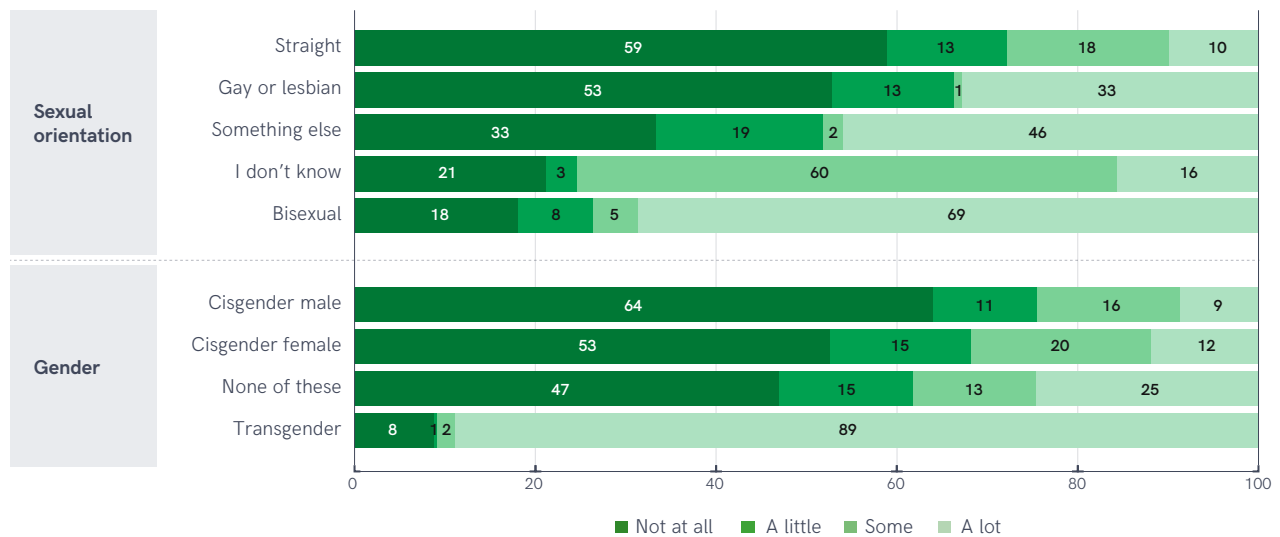
having been displaced from their home in the past year because of a natural disaster, such as a hurricane, flood or fire. In the first month after the natural disaster, approximately half of all respondents that were displaced reported experiencing unsanitary conditions such as inadequate toilets. Cisgender males and females, and those

that identified as straight, were least likely to report unsanitary conditions. In contrast, 33% of those identifying as gay or lesbian, 67% of bisexuals and 89% of transgender respondents reported experiencing unsanitary conditions 'a lot' (Figure 49).

While existing national data highlight point to gender

inequalities related to sanitation, further work is required to understand sex and gender-related differences in sanitation needs and to find ways to systematically measure inequalities in access to the knowledge, resources and social support needed to satisfy them.

### In the United States of America, persons who identify as gay or lesbian, bisexual, non-cisgender and transgender are more likely to experience unsanitary conditions after a natural disaster



**FIGURE 49** Proportion of population that reported experiencing unsanitary conditions following a disaster, by sexual orientation and gender in the United States of America, 2022 (%)



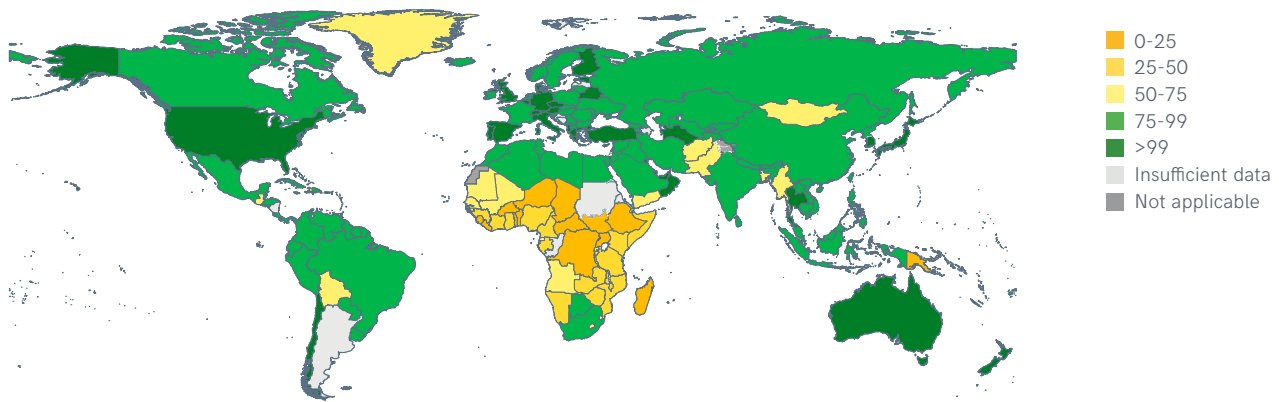
## BASIC SANITATION SERVICES

Between 2015 and 2022, global coverage of at least basic sanitation increased from 73% to 81%. Rural coverage increased from 59% to 70% and urban coverage increased from 85% to 89%. By 2022, 59 countries had already achieved universal coverage (>99%) of at least basic sanitation (compared with 46 in

2015). But coverage remained below 75% in 54 countries, and there were still 13 countries where less than half of the population had basic sanitation in 2022 (Figure 50). Figure 51 shows current coverage and annual rates of change in at least basic sanitation for 190 countries with sufficient data to estimate

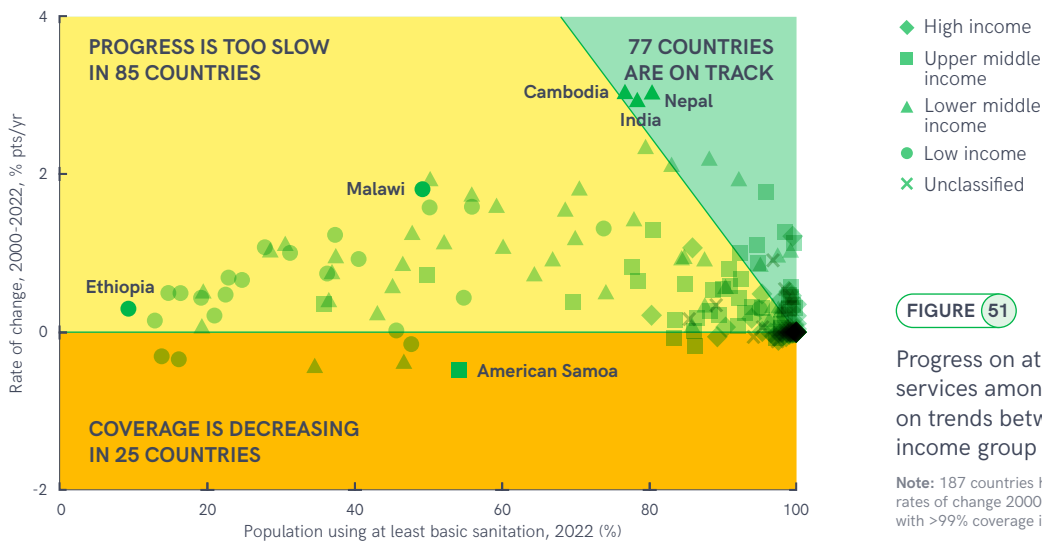
trends between 2000 and 2022. At current rates of progress, 102 countries are on track to achieve universal coverage by 2030, including 59 countries that had already reached >99% by 2022. However, 63 countries are progressing too slowly and in 25 countries, coverage is decreasing.

### By 2022, 59 countries had already achieved >99% coverage of at least basic sanitation services



**FIGURE 50** Proportion of population using at least basic sanitation services in 2022 (%)

### Almost half of the countries with trend data available are not on track to achieve universal access to at least basic sanitation by 2030

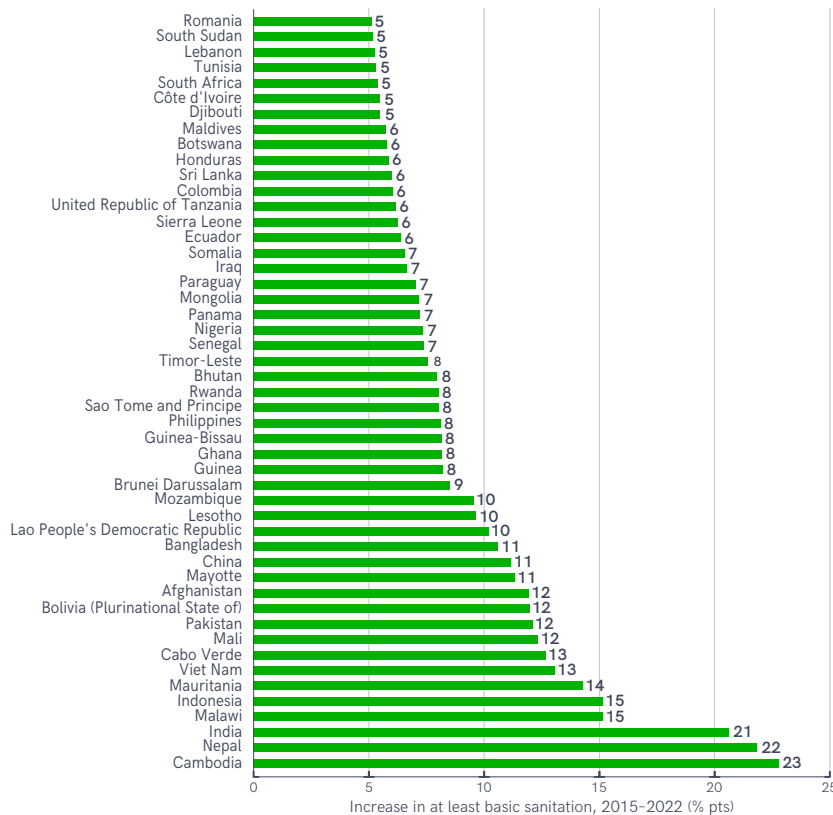


**FIGURE 51**

Progress on at least basic sanitation services among countries with data on trends between 2000-2022, by income group

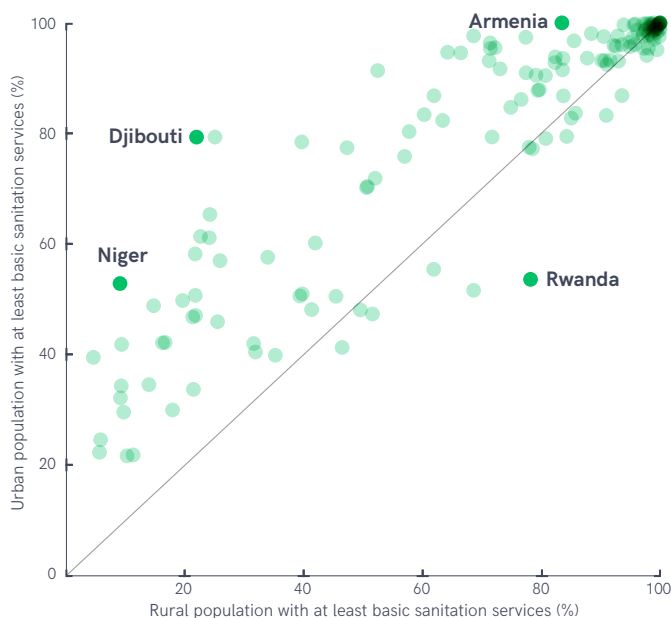
**Note:** 187 countries had estimates for for annual rates of change 2000-2022, including 59 countries with >99% coverage in 2022.

## Since 2015, 49 countries have increased coverage of at least basic sanitation by at least five % pts



**FIGURE 52** Change in the proportion of population using at least basic sanitation services, among countries with at least a five % pt change, 2015–2022 (% pt)

## Urban coverage of at least basic sanitation was higher in almost all countries in 2022



**FIGURE 53** Proportion of urban and rural population using at least basic sanitation services, by country in 2022 (%)

Between 2015 and 2022, some countries achieved significant increases in coverage of at least basic sanitation (Figure 52). Forty-nine countries have increased coverage by at least 5 % pts, and 16 countries have increased coverage by at least 10 % pts. Cambodia has increased coverage by more than 3 % pts per year during this period, rising from 54% in 2015 to 77% in 2022, and Nepal and India have also achieved increases of more than 20 % pts. No country experienced a decrease of more than 5 % pts, but in Vanuatu, coverage declined from 50% in 2015 to 47% in 2022.

In 2022, urban coverage of at least basic sanitation was higher in almost all countries (Figure 53). For example, Armenia had achieved universal coverage (>99%) in urban areas, but rural coverage stood at 83%. In Djibouti, urban coverage (79%) was nearly four times higher than rural coverage (22%), and in Niger, there was a 44 % pts gap in coverage between urban (53%) and rural (9%) areas. Rwanda is among the few countries where rural coverage of at least basic sanitation is significantly higher in rural (78%) compared to urban (54%) areas, due partly to the high prevalence of sharing (38% of the urban population use limited services).

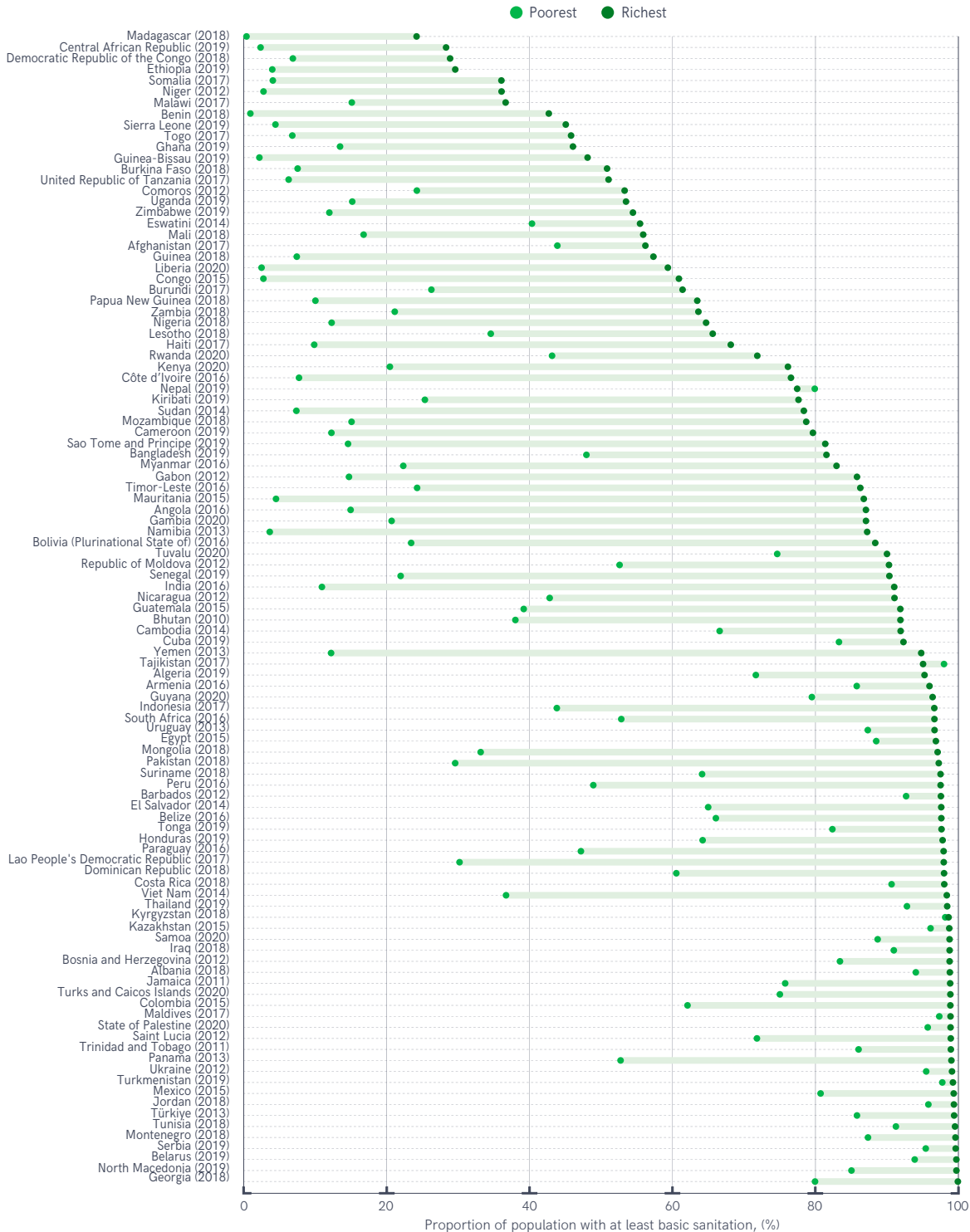
In countries with data disaggregated by wealth quintile, there are often significant disparities between the richest and the poorest (Figure 54). Among 106 countries with recent survey data available for sanitation, 73 have a coverage gap between the richest and

poorest of more than 20 % pts, 43 have a gap of more than 40 % pts and 20 have a gap exceeding 60 % pts.

In Yemen, there is an 83 % pt gap in coverage between the richest (95%) and the poorest (12%), and in Bolivia, there is a 65 % pt gap (88% vs. 23%).

In Nepal, the poorest have slightly higher coverage (80%) than the richest (77%) who are more likely to use shared facilities in urban areas.

### In 43 countries the richest-poorest coverage gap for at least basic sanitation exceeds 40 % pts



**FIGURE 54** Proportion of richest and poorest wealth quintile using at least basic sanitation services, selected surveys, 2010–2020 (%)

The number of people lacking at least basic sanitation services has decreased from 2.7 billion in 2000 to 1.5 billion in 2022. Over half of these people (762 million) live in sub-Saharan Africa, and a third (482 million) live in Central and Southern Asia (Figure 55). Two out of three people lacking at least basic sanitation services (1 billion) live in rural areas. In sub-Saharan Africa, there are twice as many people lacking at least basic sanitation services in rural areas (506 million) than urban areas (255 million), and in Oceania, there are more than eight times as many in rural areas (8.2 million) than urban areas (955 000).

Latin America and the Caribbean is the only SDG region with more people lacking basic sanitation in urban areas (36 million) than rural areas (31 million). Sub-Saharan Africa has the largest number of people without at least basic sanitation services in urban areas (255 million), followed by Central and Southern Asia (135 million). In 2022, there were more people practising open defecation in sub-Saharan Africa (193 million) than in Central and Southern Asia (187 million). Sub-Saharan Africa had the largest number of people practising open defecation in urban areas (23 million), more than all other regions combined.



### In 2022, half of the 1.5 billion people without at least basic sanitation lived in sub-Saharan Africa

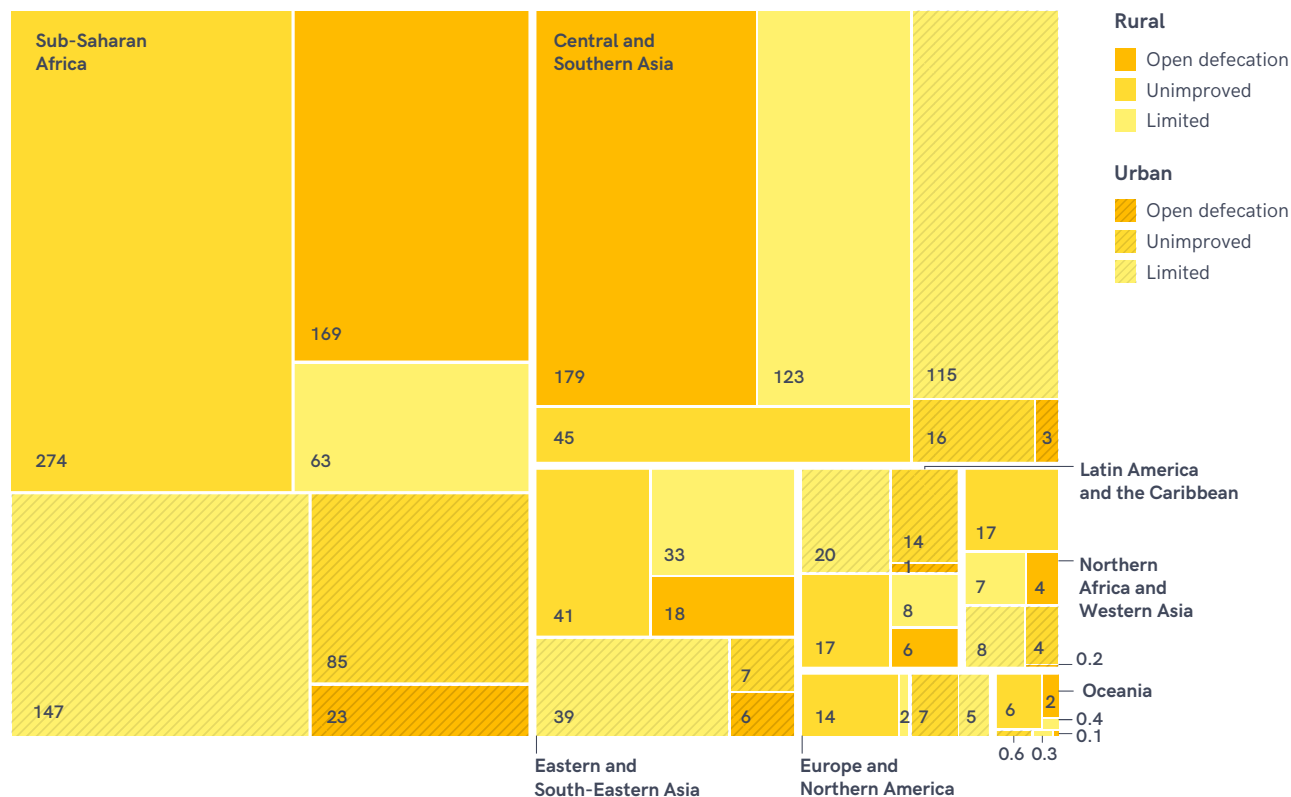


FIGURE 55 Rural and urban populations lacking basic sanitation services in 2022, by SDG region (millions)

## SAFELY MANAGED SANITATION SERVICES

Between 2015 and 2022, global coverage of safely managed sanitation increased by 8 % pts (from 49% to 57%). At current rates of progress, the world will only reach 65% coverage by 2030, leaving 3 billion people without safely managed services (Figure 56). Since 2015, all SDG regions have increased coverage but rates of progress differ. Central and Southern Asia increased coverage by 13 % pts (from 38% to 51%), and Eastern and Southern Asia increased coverage by 12 % pts (from 52% to 64%), while all other regions increased coverage by less than 10 % pts. By contrast, sub-Saharan Africa only increased coverage by 2 % pts (from 22% to 24%). Despite progress, no SDG region is on track to achieve universal coverage by 2030. Achieving universal access to safely managed sanitation will require a fivefold increase in current rates of progress (16-fold in least developed countries, 15-fold in fragile contexts).

In 2022, 135 countries had total estimates for safely managed sanitation, representing 86% of the global population. Twenty-two countries only had total estimates (of which three countries had already achieved >99%), 116 countries had urban estimates and 89 had rural estimates. Seven countries had already achieved >99% in urban areas, compared with three countries in rural areas. Among the 84 countries with estimates for both, 35 had higher coverage in rural areas and 49 had higher coverage in urban areas (Figure 57). In

### No SDG region is on track to achieve universal access to safely managed sanitation services by 2030



**FIGURE 56** Progress on safely managed sanitation services, 2015–2022 (%), and acceleration required to reach universal coverage (>99%) by 2030, by SDG region

some countries, urban coverage was significantly higher than rural for example, China (48 % pts), Belarus (33 % pts) and Chad (28 % pts). However, in other countries, rural coverage was much higher, such as Ecuador (30 % pts), Honduras

(30 % pts), Georgia (25 % pts) and Uzbekistan (23 % pts). In 2022, five SDG regions had countries with <25% coverage in urban areas and three SDG regions had countries with <25% coverage in rural areas.



# Rural coverage of safely managed sanitation was higher in 35 out of 84 countries with estimates available for rural and urban areas in 2022



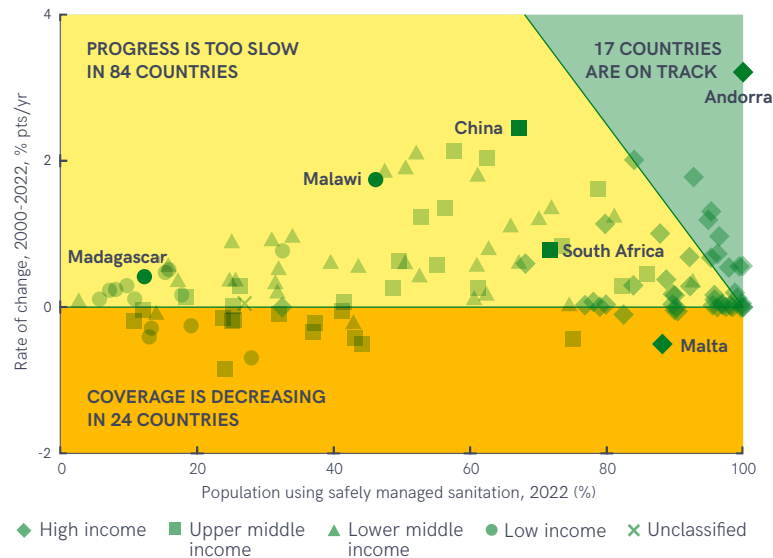
**FIGURE 57** Rural and urban coverage of safely managed sanitation services, by country and SDG region in 2022 (%)  
 \* No estimate available in 2022



Figure 58 shows progress towards current coverage and annual rates of change in safely managed sanitation for 125 countries with sufficient data to estimate trends between 2000 and 2022. At current rates of progress, 17 countries are on track to achieve universal coverage by 2030, including eight countries that had already reached >99% by 2022. However, 84 countries are progressing too slowly and in 24 countries, coverage is decreasing. For example, China has recorded the fastest annual rate of progress among upper-middle-income countries (2.45 % pts/yr), rising from 13% in 2000 to 67% in 2022, but this will not be sufficient to reach >99% by 2030. South Africa has achieved similar coverage (72%) but is progressing more slowly (0.78 % pts/yr). Among low-income countries, Malawi (1.75 % pts/yr) has shown the fastest rate of progress but had only reached 46% coverage by 2022, so is not on track to achieve universal access by 2030.

Figure 59 shows countries recording the largest changes in coverage of safely managed sanitation between 2015 and 2022. Over this time period, 32 countries have increased coverage by at least 5 % pts and 15 countries have increased coverage by at least 10 % pts. While China has recorded the biggest increase (18 % pts), China Hong Kong SAR, Mexico, Peru and Romania also increased coverage by more than 2 % pts/yr. Georgia was the only country to record a decrease of more than 5 % pts, dropping from 30% in 2015 to 24% in 2022.

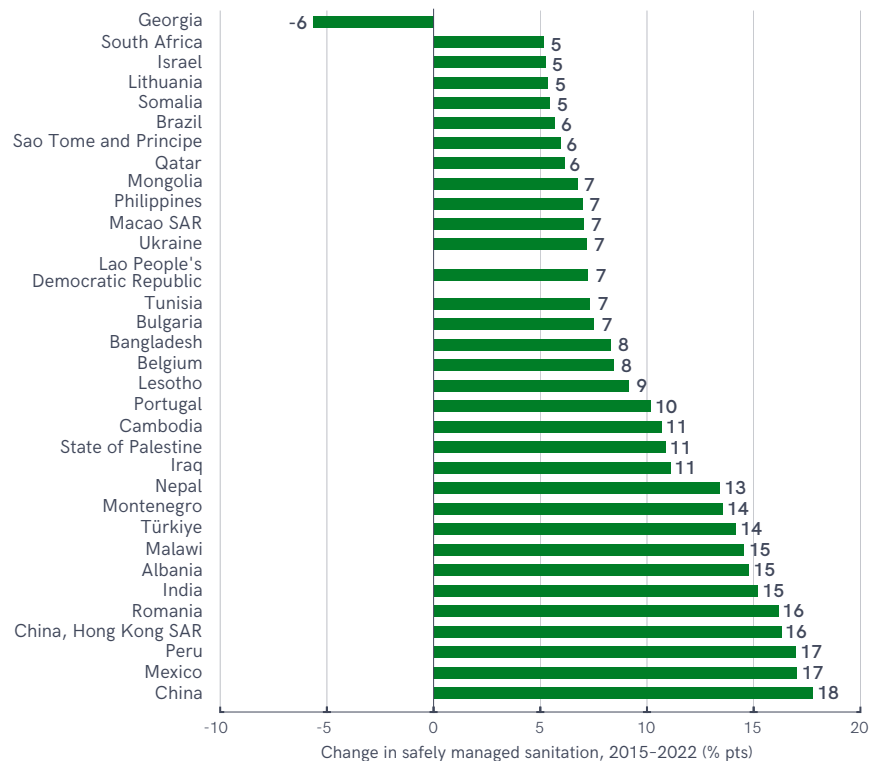
### Only one in seven countries are on track to achieve universal access to safely managed sanitation by 2030



**FIGURE 58** Progress on safely managed sanitation services among countries with data on trends between 2000–2022, by income group

Note: 125 countries had estimates for annual rates of change 2000–2022, including eight countries with >99% coverage in 2022.

### Since 2015, 32 countries have increased coverage of safely managed sanitation by at least five % pts



**FIGURE 59** Change in proportion of population using safely managed sanitation services, among countries with at least a five % pt change, 2015–2022 (% pt)

Between 2000 and 2022, the number of people using improved sanitation facilities increased from 3.8 billion to 7 billion. Among the 3.3 billion people gaining access during this period, two out of five (1.3 billion) gained access to sewer connections, and three out of five (over 1.9 billion) gained access to septic tanks, improved latrines and other non-sewered sanitation (Figure 60). While the number of people gaining improved sanitation facilities was higher in urban areas (1.9 billion) than rural areas (1.4 billion), the rate of increase has been more than four times faster in rural areas (1.74 % pts/yr) than than urban areas (0.41 % pts/yr) (Figure 61).

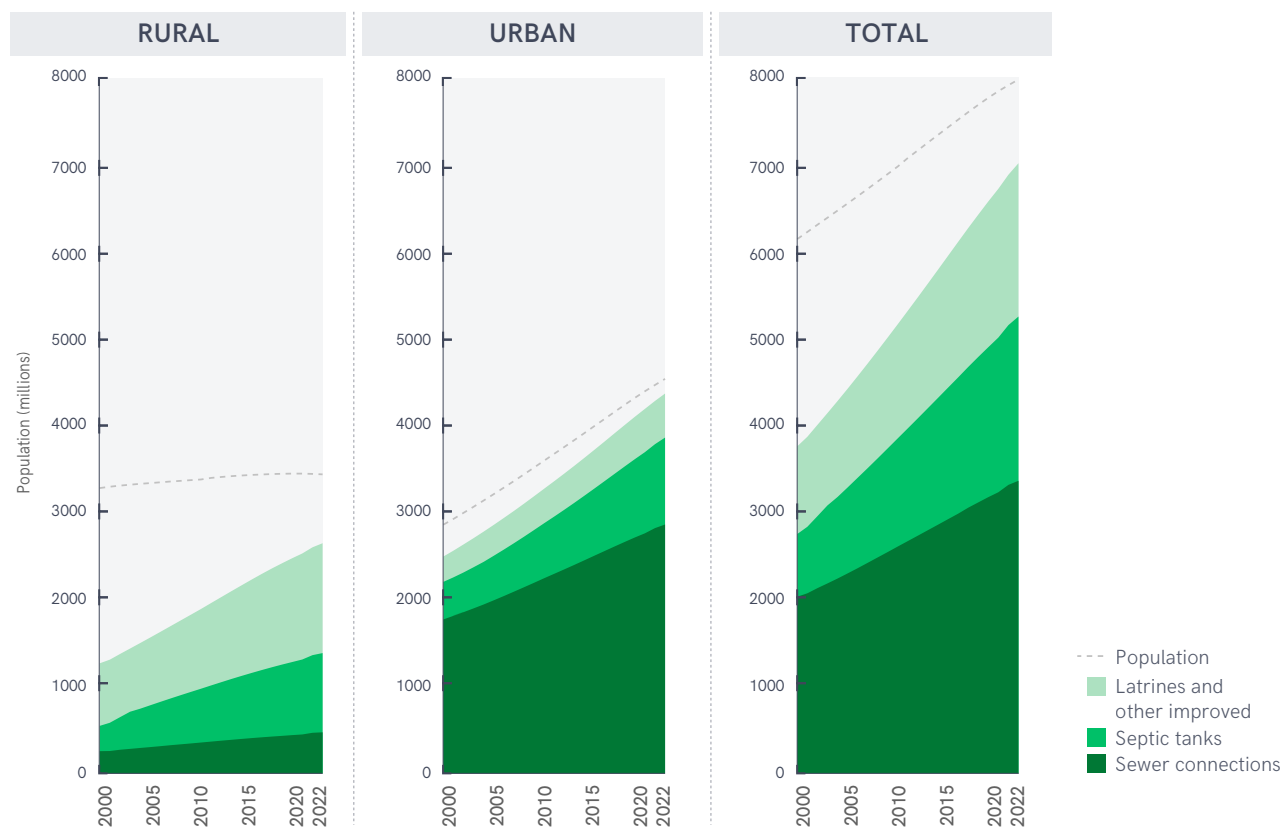
This is partly explained by the fact that the urban population grew by 59% between 2000 and 2022, adding 1.7 billion residents, while the rural population increased by only 158 million, or 5%.

Since 2000, the population with sewer connections has been increasing at an average of 0.41 % pts/yr, but growth in on-site systems has been faster, at 0.54 % and 0.25 % pts/yr for septic tanks and improved latrines, respectively. In both rural and urban areas, the relative increase in non-sewered sanitation was far greater than the relative increase in sewer connections, and the rate of increase was higher for septic tanks than for latrines and other improved sanitation. In urban areas, the

proportion of the population with sewer connections remained fairly constant between 2000 (62%) and 2022 (63%), while the proportion of the urban population with septic tanks increased from 15% to 22%.

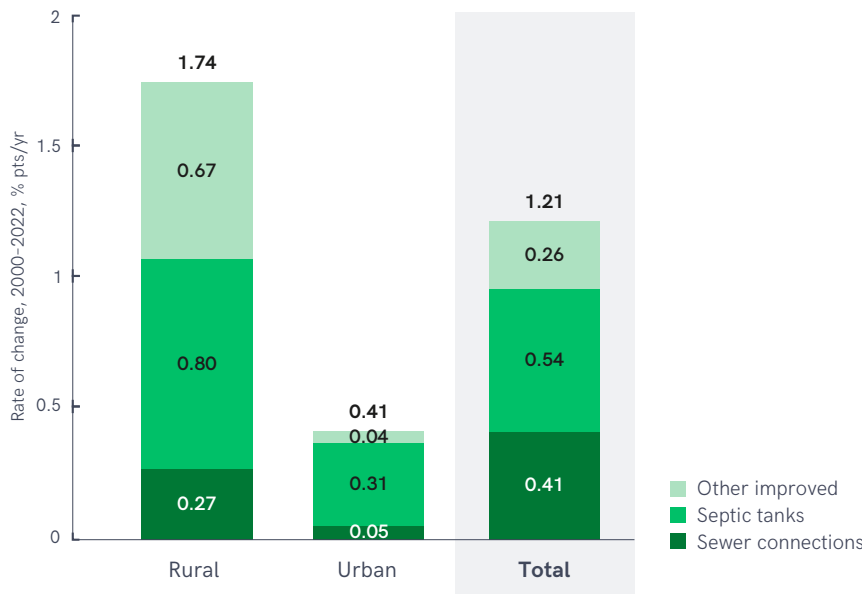
Sewer connections, septic tanks, latrines and other improved sanitation facilities can all be safely managed if they are not shared, and if excreta are either safely treated and disposed of in situ or removed and treated off-site. Globally, more people used on-site sanitation (46%) than sewer connections (42%) in 2022, but the majority of safely managed sanitation services were among households with sewer connections (33%), rather than on-site facilities (24%).

**Since 2000, 1.3 billion people have gained sewer connections and 1.9 billion have gained improved on-site sanitation facilities**



**FIGURE 60** Rural, urban and total populations using sewer connections, septic tanks and other improved sanitation facilities, 2000–2022 (millions)

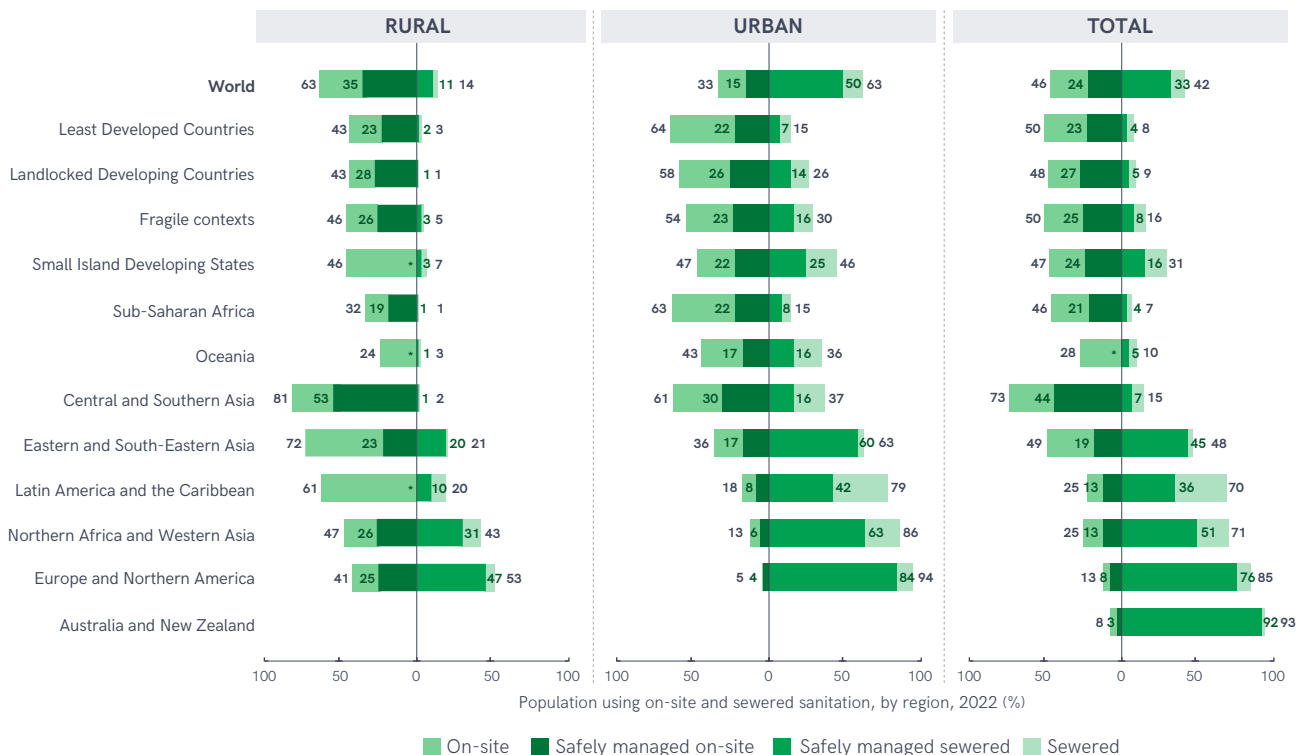
## Since 2000, on-site sanitation has increased faster than sewered sanitation in both rural and urban areas



**FIGURE 61** Annual rate of change in coverage of sewer connections, septic tanks and other improved sanitation facilities, 2000-2022 (% pts/yr)

Figure 62 shows large variations by region and residence. In rural areas, safely managed sanitation is dominated by on-site systems, except in Europe and North America, and Northern Africa and Western Asia. In urban areas, safely managed sanitation is mainly through sewer connections in four SDG regions (Eastern and South-Eastern Asia, Europe and Northern America, Latin America and the Caribbean, and Northern Africa and Western Asia), but is mostly via on-site sanitation in three regions (Central and Southern Asia, Oceania and sub-Saharan Africa). In least developed countries, landlocked developing countries and fragile contexts, on-site sanitation is the main contributor to safely managed sanitation in both urban and rural areas.

## Safe management of on-site and sewered sanitation in rural and urban areas varies widely between regions



**FIGURE 62** Proportion of the population using on-site and sewered sanitation facilities that are safely managed in 2022 (%)

\* Insufficient data to produce regional estimates for safely managed sanitation.

On-site sanitation facilities collect, store and, to some extent, treat excreta in storage tanks or pits. These may be lined or unlined, permeable or impermeable, and may discharge liquid effluent to on-site treatment (for example, a leach field), a sewer line or into the surface environment. For on-site sanitation facilities to be counted as safely managed sanitation, they need to ensure that excreta are well contained, and not discharged to the surface environment, thereby exposing humans to pathogens. Containment is simpler in dry pits (for example, VIP latrines) than in wet pits and tanks (such as, septic tanks), since liquids introduced into the pit or tank may overflow either by

design or when infiltration systems are overloaded. Where available, the JMP uses national data on containment for both septic tanks and latrines. In the absence of national data, the JMP applies standard assumptions, that 100% of pit latrines and 50% of septic tanks provide effective containment.

On-site sanitation systems that are not shared, and that provide effective containment, can be considered safely managed if they are not emptied, and excreta remain contained in the pit/tank. When the pit/tank is emptied, it can also be counted as safely managed if the excreta are buried on-site, or are removed

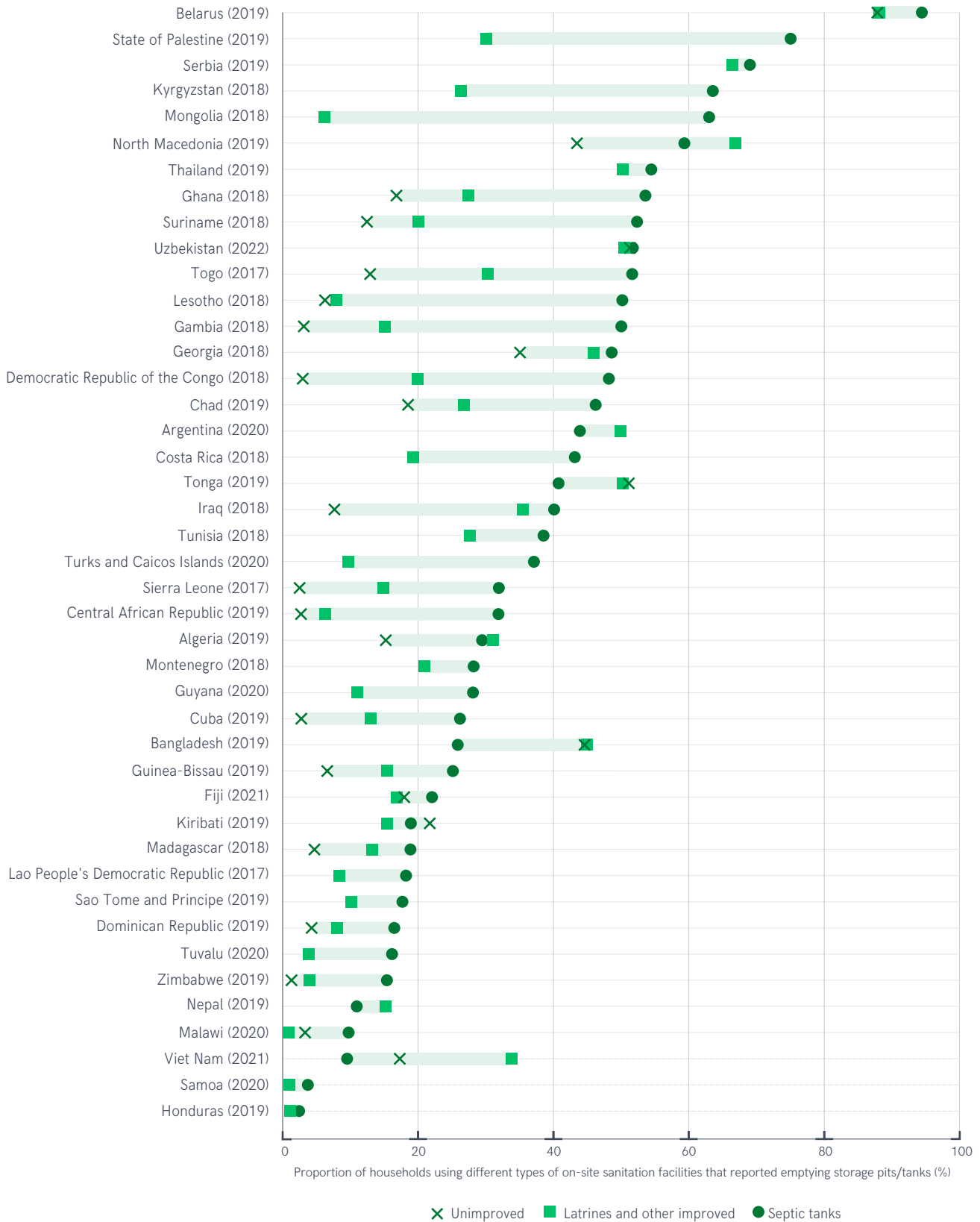
off-premises and treated.<sup>22</sup> Among 43 countries with comparable data, households that have septic tanks were much more likely to report emptying than households with improved latrines (Figure 63). For example, in Mongolia in 2018, 63% of households with septic tanks, but only 6% of households with improved latrines, reported that these had been emptied. Households using unimproved sanitation facilities, such as pit latrines without slabs, were even less likely to report emptying.<sup>23</sup>

<sup>22</sup> Few countries have comprehensive data on safe management of on-site sanitation (SMOSS) and the JMP has supported a series of pilot countries to strengthen national monitoring systems. <<https://washdata.org/monitoring/sanitation/safely-managed-on-site-sanitation>>

<sup>23</sup> The SDG global indicator for safely managed sanitation excludes unimproved sanitation facilities.



## Septic tanks are more likely to be emptied than other sanitation facilities in most countries with disaggregated data available

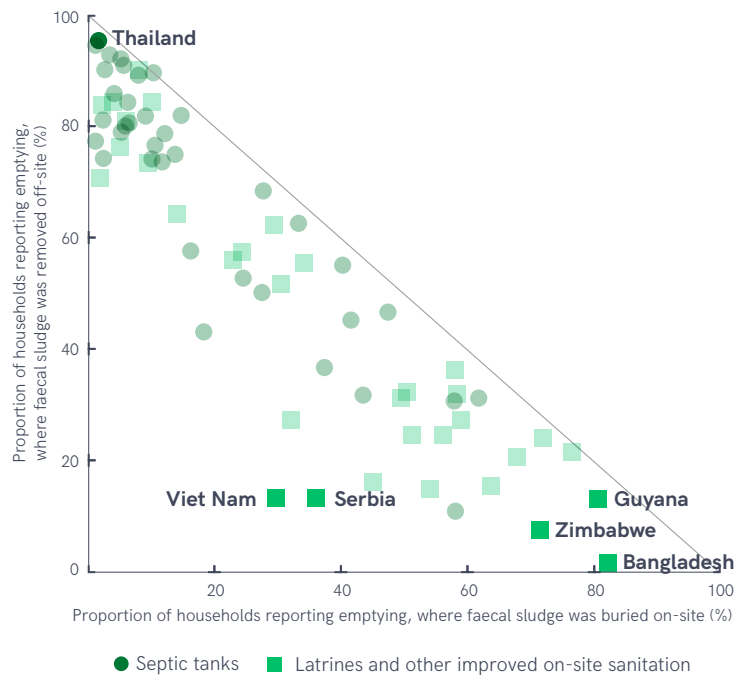


**FIGURE 63** Proportion of population that reported emptying different types of on-site sanitation facilities, selected MICS surveys, 2017-2022 (%)

Once tanks and pits are emptied, faecal sludge may be buried or discharged locally, or removed off-site. On-site burial is considered safely managed, and in some countries (Bangladesh, Guyana and Zimbabwe) this practice is particularly widespread for latrines (Figure 63). Faecal sludge emptied from septic tanks is much more likely to be removed off-site than sludge removed from latrines. In Thailand, 95% of households where septic tanks had been emptied reported that the faecal sludge was removed off-site, only 1% was buried on-site. In countries that fall far from the diagonal line in Figure 64, survey respondents reported that the faecal sludge was neither removed off-site nor buried locally. For example, in Serbia and Viet Nam, 44% and 45% of respondents with latrines, respectively, reported that these had been emptied by household members, with the contents deposited in uncovered pits, open ground, water bodies or elsewhere. None of these methods of disposal are considered safely managed.

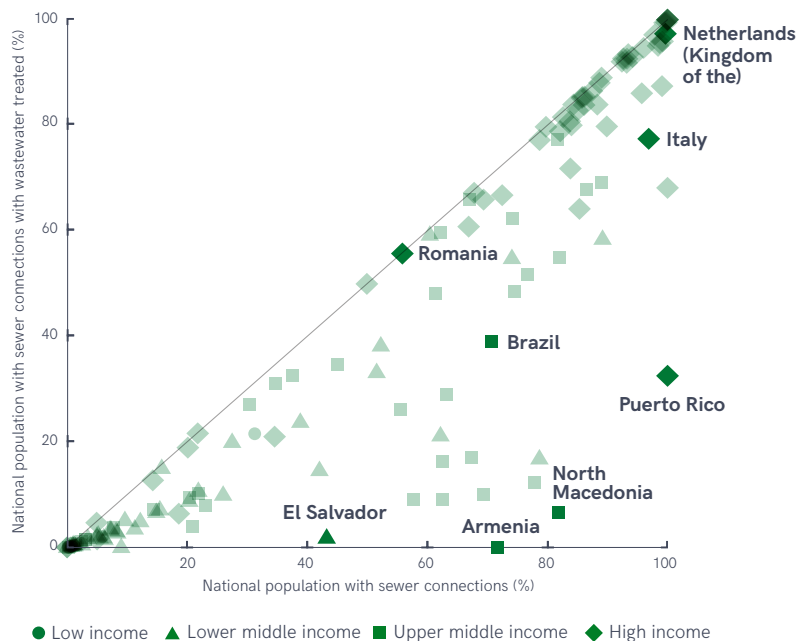
Wastewater from households with sewer connections is considered safely managed if it is delivered to a treatment plant designed to provide secondary or higher levels of treatment. Primary treatment also meets the standard for safely managed sanitation if the primary effluent is discharged in a way that precludes further human contact (for example, through a long ocean outfall). In 2022, 152 countries had total estimates for both the proportion of the population using sewer

### Faecal sludge emptied from septic tanks is more likely to be removed off-site and sludge from latrines is more often disposed of in-situ



**FIGURE 64** Proportion of population emptying on-site sanitation facilities where faecal sludge was disposed of in situ and removed off-site, selected MICS surveys, 2017-2022

### In many countries, wastewater treatment lags behind coverage of sewer connections



**FIGURE 65** Proportion of population with sewer connections and sewer connections with wastewater treated, by country, 2022 (%)

connections and the proportion using sewer connections from which wastewater is treated and therefore safely managed. Figure 65 shows that there are very few countries where coverage of wastewater treatment is keeping up with coverage of sewer connections.

In 2022 the Kingdom of the Netherlands had universal coverage (>99%) of sewer connections and nearly all of these (97%) were safely managed. Puerto Rico also had universal coverage of sewer connections but only a third (33%) of sewer

wastewater received secondary or higher treatment. Among upper-middle-income countries, Brazil (71%) and Armenia (72%) have similarly high coverage of sewer connections but 39% of wastewater is safely managed in the former compared to <1% in the latter.



## Safely managed sanitation services (SDG indicator 6.2.1a) and safely treated wastewater (SDG indicator 6.3.1, domestic fraction)

### Safely managed sanitation vs. safely treated wastewater

The SDG framework includes two indicators related to sanitation and wastewater. SDG indicator 6.2.1a is on the population using safely managed sanitation services, and SDG indicator 6.3.1 is on the proportion of wastewater safely treated. SDG indicator 6.3.1 can be separated into safe treatment of domestic and industrial wastewater flows, with WHO responsible for global reporting of domestic flows and UN-Habitat responsible for industrial flows. The latest available statistics for SDG indicator 6.3.1 are available online from UN-Water.<sup>24</sup> While safe treatment of domestic wastewater is closely related to safely managed sanitation services, and the two indicators often draw upon the same national data sources, there are also important differences.

- **Units of measurement.** Safely managed sanitation services is expressed as the proportion of the population having a certain level of service, while safely treated wastewater reflects the proportion of volumetric flows (for example, in cubic metres per year) safely treated.
- **Acceptable sanitation facilities.** Any kind of improved sanitation facility can potentially be safely managed, but only septic tanks and sewer lines are included in the definition of safely treated wastewater. This is because all households generate wastewater, including blackwater (from defecation and urination) as well as greywater (from other domestic uses, including washing and bathing). Safely managed sanitation is concerned with safe management of blackwater, but safely treated wastewater considers both blackwater and greywater. Sewer lines and septic tanks,

unlike pit latrines, have the potential to manage greywater as well as blackwater flows. In principle, greywater could also be safely treated separately from blackwater (for example, through household or community soak pits).

- **Acceptable treatment.** Secondary treatment processes or higher are adequate for safely managed sanitation services and are sometimes also used for calculation of safely treated wastewater. However, additional data on compliance of treated wastewater with relevant limits (for example, effluent quality standards) are used for SDG indicator 6.3.1 when available.
- **Shared sanitation facilities.** Shared facilities are excluded from safely managed sanitation services because of human rights concerns about accessibility, privacy and health impacts. These factors are not considered for wastewater flows, so shared facilities can lead to safely treated wastewater.
- **Estimation method.** The JMP uses linear regression among all available data points to produce estimates of safely managed sanitation over a range of years (see Annex 1), while WHO uses the most recent available data points to produce estimates of safely treated wastewater for a single year.

Estimates for safely managed sanitation services and safely treated domestic wastewater are closely correlated, but because of the above methodological differences, estimates for individual countries can be significantly different (Figure 66). The impact of differences in the types of sanitation facilities counted is evident in many low- and lower-middle-income countries such as Kyrgyzstan, Lao People's Democratic

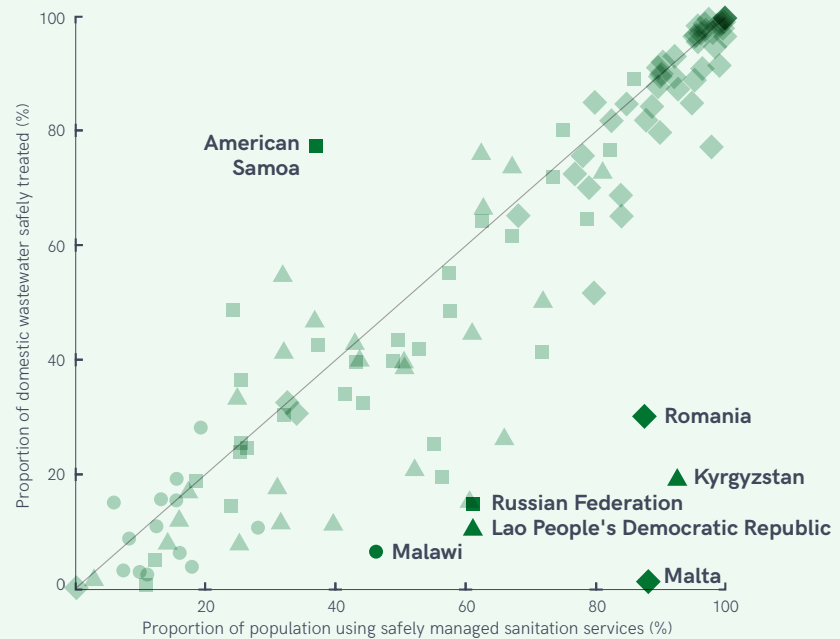
<sup>24</sup> UN Water SDG 6 Data Portal <<https://sdg6data.org/en/indicator/6.3.1>>.



Republic and Malawi, where large proportions of the population use improved pit latrines, particularly in rural areas. When these are not shared, and have not been emptied (or have been emptied and the contents either buried on-site or removed off-site where they receive treatment), they count as safely managed sanitation, but are not considered to safely treat domestic wastewater. The impact of wastewater effluent standards is seen in more upper-middle-income and high-income countries, such as Malta and the Russian Federation. In these countries, sewer coverage is high, and much of the wastewater receives secondary treatment (qualifying as safely managed sanitation) but does not meet relevant discharge standards, and so is not counted as safely treated. Finally, the impact of shared sanitation is evident in American Samoa, where almost everyone uses sewer connections or septic tanks, and nearly all sewage is treated with primary processes followed by a long ocean outfall, which is adequate for both safely treated wastewater and safely managed sanitation. However, nearly half of the population uses shared sanitation facilities. These are excluded from safely managed sanitation, but not from safely treated wastewater.



**Estimates for safely treated domestic wastewater (SDG indicator 6.3.1) are often lower than for safely managed sanitation (SDG indicator 6.2.1a) in countries with data on both indicators**



**FIGURE 66** Comparison of SDG indicators 6.2.1a (safely managed sanitation services) and 6.3.1 (safely treated wastewater, domestic fraction) for 2022

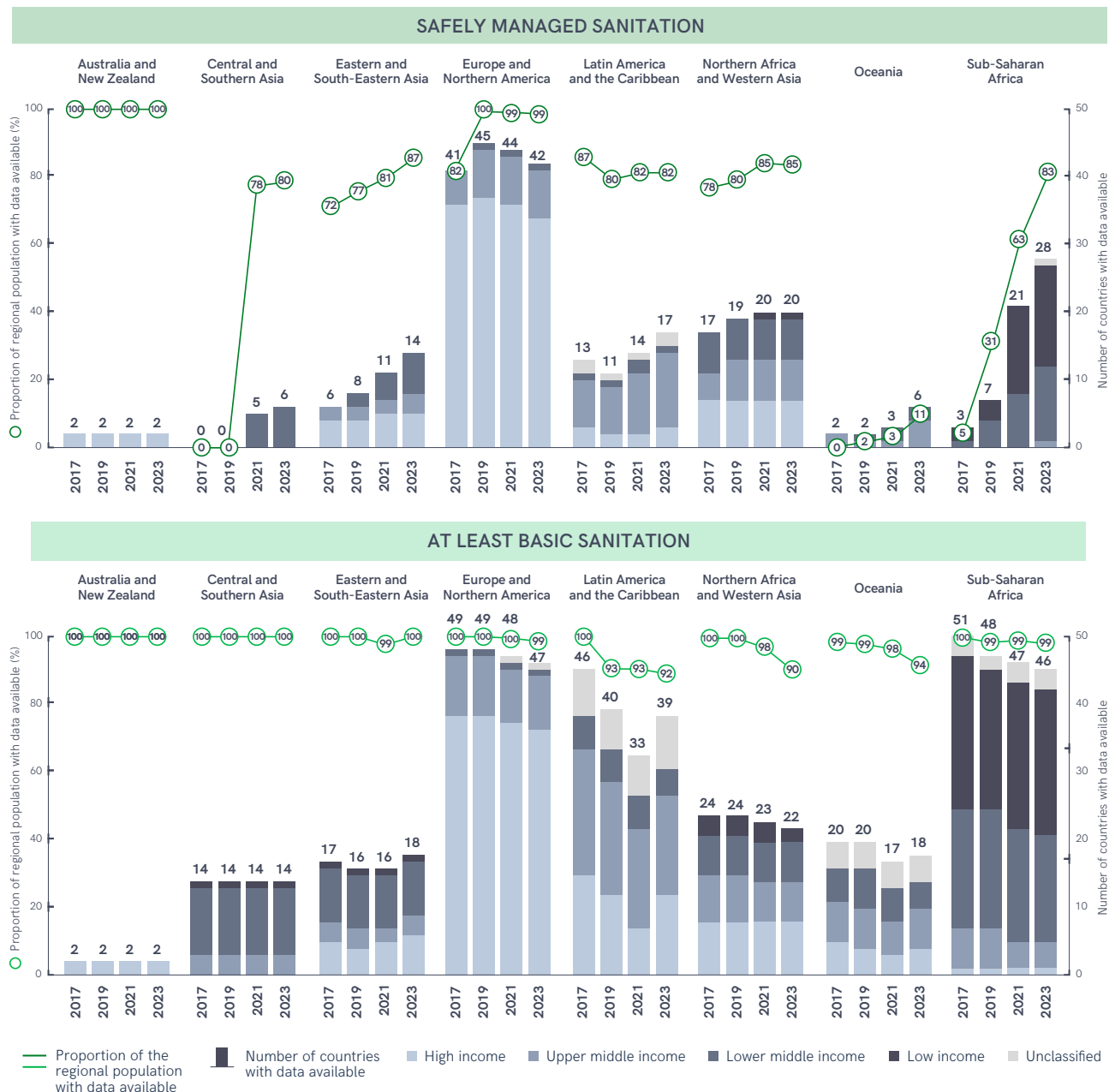
## DATA COVERAGE AND PROGRESSION

While all SDG regions had near-universal data coverage (>99%) for at least basic sanitation at the time of the 2017 global baseline report, data coverage has since dropped to 94%, 92% and 90% in Oceania, Latin America and

the Caribbean, and Northern Africa and Western Asia, respectively (Figure 67). Most countries and territories that lost estimates for at least basic sanitation due to ageing data are small islands, but Argentina,

Azerbaijan, Congo, Nicaragua and Sudan are larger countries (with a 2022 population of at least five million) that substantially reduced regional population coverage.

### In some SDG regions, data coverage for at least basic sanitation has decreased



**FIGURE 67** Proportion of population (%) and number of countries with estimates available for at least basic and safely managed sanitation in JMP progress updates, 2017-2023

Although the population of Solomon Islands was only 724 000 in 2022, this represents 5% of the population of the Oceania. With the most recent data for at least basic sanitation coming from the 2015 Solomon Islands Demographic and Health Survey, estimates could not be produced past 2021.

While data coverage has declined for at least basic sanitation, it has increased for safely managed sanitation,

most notably among low- and lower-middle-income countries. In sub-Saharan Africa, 25 countries gained estimates between 2017 and 2022, including four countries with 2022 populations greater than 50 million (Democratic Republic of the Congo, Kenya, South Africa and United Republic of Tanzania). As a result, the regional population data coverage increased from 5% in 2017 to 83% in 2023. Central and Southern Asia (and the world) also saw a

major jump in population data coverage in 2021, when India produced its first national baseline for safely managed sanitation. By 2023, all SDG regions except for Oceania had data on safely managed sanitation for at least 80% of the regional population. However, many of these estimates rely on single data points from newly developed sources and methods. As data systems mature, coverage estimates may evolve in future progress updates.





## 4 Hygiene services

### INTRODUCTION

The JMP service ladder for hygiene defines three levels of service ranging from 'no facility' to 'basic' which is the global indicator on hygiene for SDG target 6.2 (Figure 68). Households that have a handwashing facility with both soap and water available at home meet the SDG standard for a 'basic' hygiene service. If households have a handwashing facility but lack water and/or soap, it counts as a 'limited' service. If households do not have any facility for washing hands within their dwelling, yard or plot, it counts as 'no facility'.

| SERVICE LEVEL      | DEFINITION   |
|--------------------|--|
| <b>BASIC</b>       | Availability of a handwashing facility with soap and water at home       |
| <b>LIMITED</b>     | Availability of a handwashing facility lacking soap and/or water at home |
| <b>NO FACILITY</b> | No handwashing facility at home  |

**FIGURE 68** SDG service ladder for hygiene

Note: Handwashing facilities may be located within the dwelling, yard or plot. They may be fixed or mobile and include a sink with tap water, buckets with taps, tippy-taps, and jugs or basins designated for handwashing. Soap includes bar soap, liquid soap, powder detergent and soapy water but does not include ash, soil, sand or other handwashing agents.

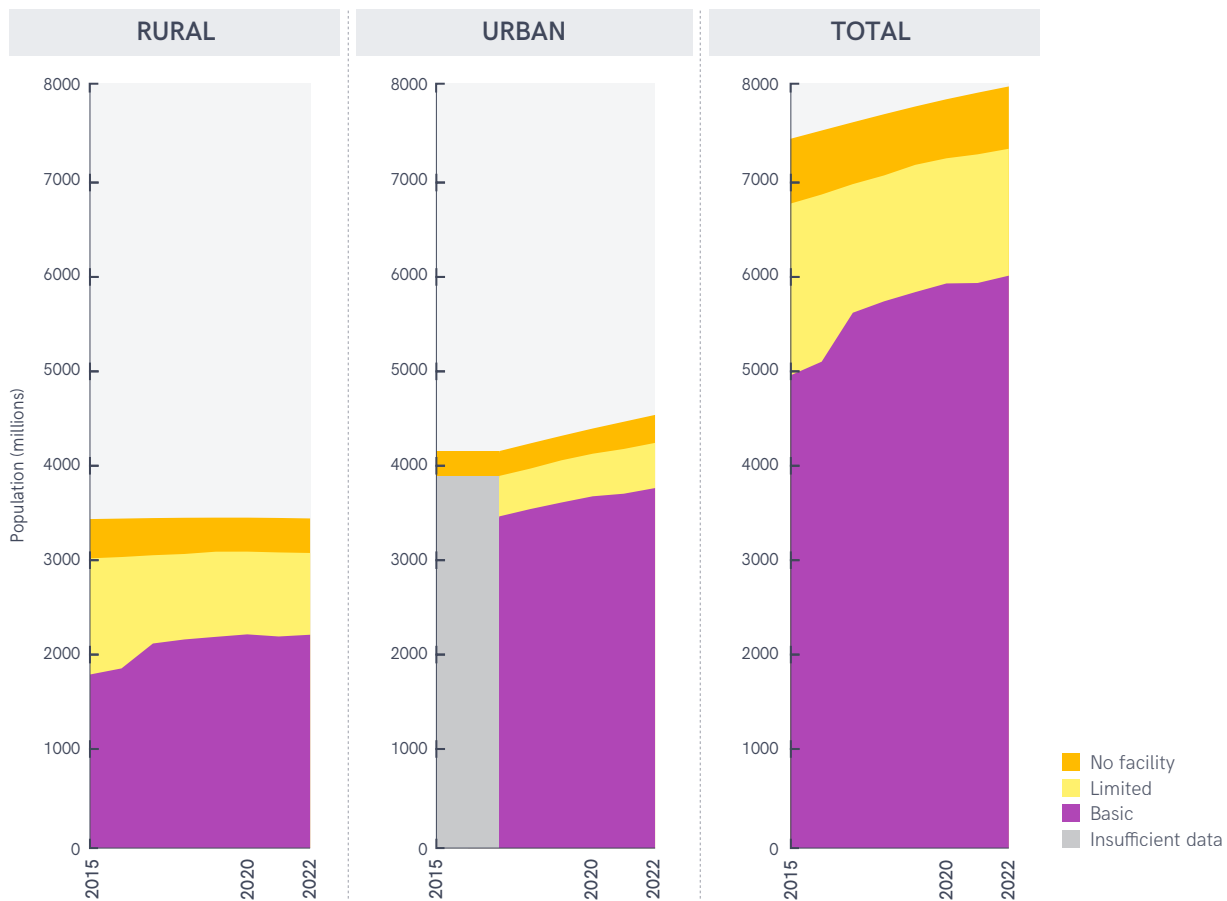
The basic hygiene indicator is also used for monitoring progress towards SDG target 1.4 on universal access to basic services.

Between 2015 and 2022, global coverage of basic hygiene services rose from 67% to 75%, and rural coverage increased from 53% to 65%. Both urban and rural estimates were available for four SDG regions but there were insufficient data to generate baseline estimates for urban and rural areas of Eastern and South-Eastern Asia in 2015, or current estimates for Australia and New Zealand, Europe and Northern

America, Latin America and the Caribbean, or Northern Africa and Western Asia in 2022. By 2022, coverage of basic hygiene services was higher in urban than rural settings in all regions. Oceania had the largest gap in coverage between urban areas (71%) and rural areas (30%). In sub-Saharan Africa, urban coverage decreased from 36% in 2015 to 32% in 2022. Rural coverage increased in all regions, with Central and Southern Asia achieving the biggest increase, from 52% in 2015 to 70% in 2022. Since 2015, 250 million people in rural areas have gained access to basic hygiene services.



### Since 2015, 1 billion people have gained basic hygiene services, nearly half live in rural areas



**FIGURE 69** Rural, urban and total populations, by hygiene service level, 2015–2022 (millions)

## Rural and urban coverage of basic hygiene services has increased in most SDG regions, but in sub-Saharan Africa, urban coverage has declined



FIGURE 70 Regional hygiene coverage in rural and urban areas, 2015–2022 (%)

### BOX 5

#### WHO Guidelines on Hand Hygiene in Community Settings

Hand hygiene is critical to reducing transmission of infectious diseases and is foundational to a resilient health system. Despite being such an important preventative health measure, it suffers from chronic under-prioritization and insufficient investment by governments and external support agencies. The lack of consistent, evidence-based global recommendations may be constraining efforts to ensure effective hand hygiene across community settings. In response to heightened demand for guidance on this topic during the COVID-19 pandemic, WHO is developing new global Guidelines on Hand Hygiene in Community Settings in partnership with UNICEF.

The Guidelines will be published in 2024, and will provide evidence-based recommendations on:

- global standards on minimum requirements for practising effective hand hygiene in community settings;
- effective behaviour change approaches to sustaining effective hand hygiene practices in community settings; and
- a framework for government-led implementation of global standards and sustained behaviour adoption.

WHO recommendations are informed by systematic evidence reviews and developed through a consensus-based process by a vetted group of external experts, end-users and representatives of beneficiaries.

## GENDER AND HYGIENE

Hand hygiene is a top priority for improving global health. However, in 2022, 2 billion people worldwide still lacked access to a handwashing facility with soap available at home. The JMP 2023 progress update highlights inequalities in service levels between and within countries. But the burden of inadequate hygiene also varies widely across population subgroups.

It is widely recognized that inequalities in hygiene services impact women and men in different ways. This is partly due to differences in the specific needs of females and males, but also due to differences in gender norms, roles and responsibilities related to hygiene. Inadequate hand hygiene is likely to disproportionately impact women and girls because they remain primarily responsible for child care and domestic chores in many

countries around the world. Access to handwashing facilities is also important for maintaining personal hygiene, and women and girls, and other persons who menstruate, have specific additional hygiene needs related to menstrual health (Section 5).

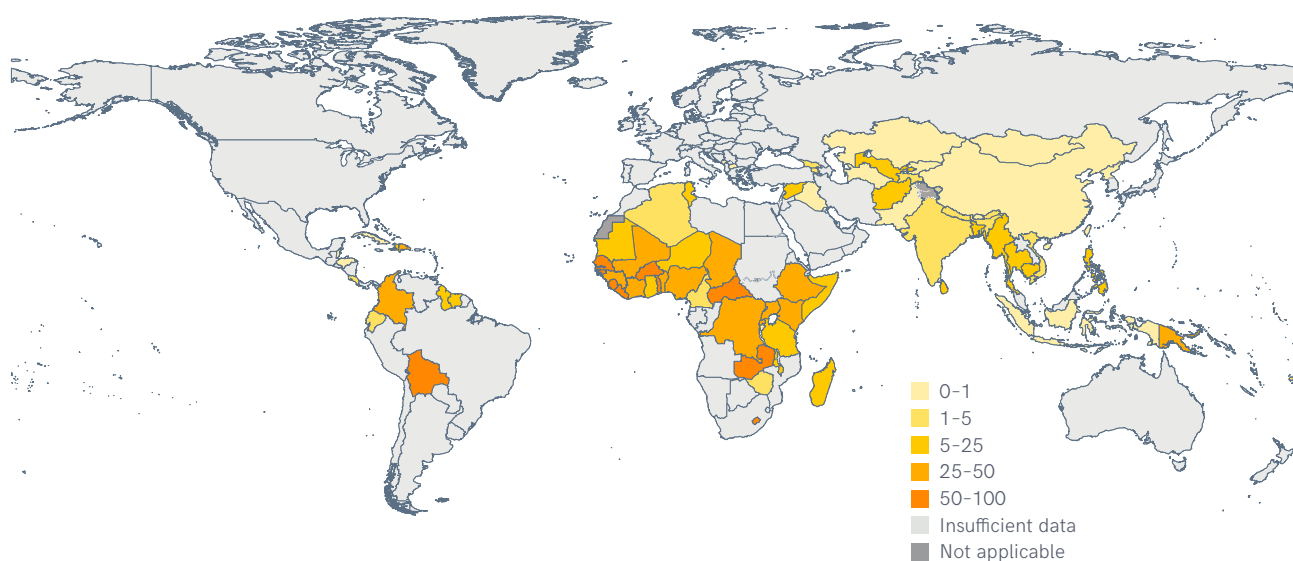
National data on hand hygiene are typically collected at household rather than individual level, but some indicators take account of gender inequalities and can therefore be considered gender-sensitive. In a small number of cases, national data can be disaggregated by sex or gender and are therefore considered gender-specific, but further work is required to develop indicators that address the specific hygiene needs of women and girls.

In 2022, 84 countries had estimates for basic hygiene

services (access to handwashing facilities with soap and water available at home). Among these were 25 countries where more than one in four people had no handwashing facility at all. The most extreme cases in 2022 were ten countries where more than half the population still had no handwashing facility at home (Figure 71). Over two thirds of the population had no facility in Guinea-Bissau (66%), Liberia (73%), Sierra Leone (70%) and Togo (75%). The burden associated with not having handwashing facilities is likely to disproportionately impact women and girls in these countries.

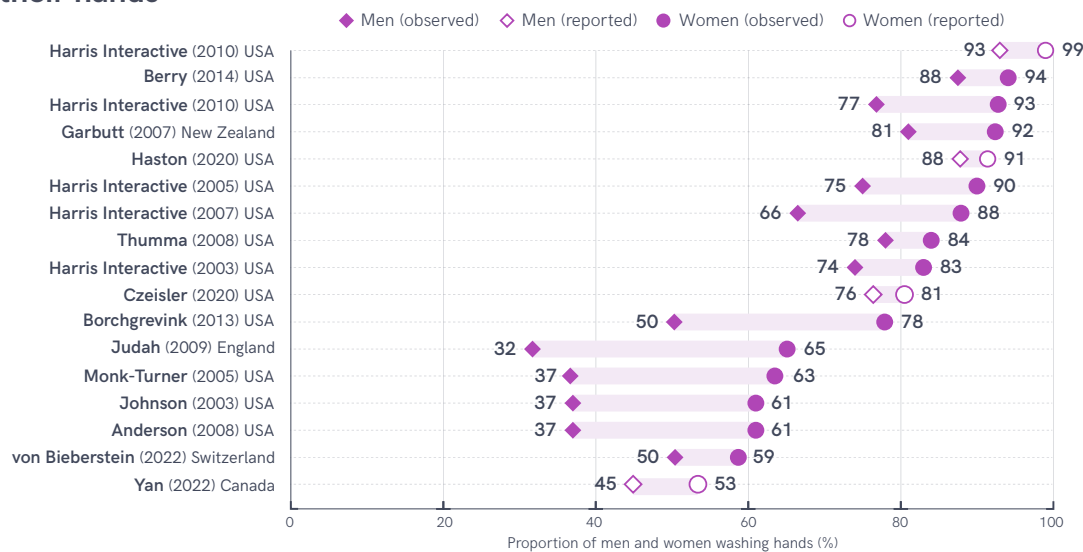
People are much more likely to report washing their hands at key times than to consistently practise proper hand hygiene. However, it is time consuming and difficult to objectively measure handwashing practices.

### In ten countries more than half the population still had no handwashing facility in 2022



**FIGURE 71** Proportion of population with no handwashing facility at home, by country, 2022 (%)

## Studies in high-income countries find that women are more likely than men to wash their hands



**FIGURE 72** Proportion of women and men observed or reporting washing their hands with soap and water, selected studies, 2003–2022 (%)

A small number of studies in high-income countries have either asked people about their reported handwashing practices, or observed actual handwashing behaviour in public settings, such as bathrooms in universities, transport hubs or museums.<sup>25</sup> These studies are often small-scale, not nationally representative and not fully comparable due to methodological differences. However, they consistently show that, while people do not always wash their hands after using public bathrooms, women are more likely to do so than men (Figure 72).

In one study of motorway rest stop bathrooms in England, women were more than twice as likely as men to be observed washing their hands with soap and water after using the toilet (Judah, 2009). However, in most other studies, gender gaps were smaller, at around 10–25 % pts. Women are also more likely to self-report handwashing than men, but this gap is smaller. In 2010, a Harris Interactive study found that 99% of women and 93% of men in the United States of America reported ‘always’ washing their hands after using public toilets, but structured observation in four major cities showed that only 93% of women

and 77% of men actually did so. A similar study in shopping malls in New Zealand (Garbutt, 2007) found that males (81%) not only washed their hands less frequently than females (92%), but also washed their hands for a shorter period of time and were less likely to use soap (66.2% vs. 76.5%).

Further work is required to understand sex and gender-related differences in personal hygiene needs and to find ways to measure inequalities in access to the knowledge, resources and social support needed to satisfy them.

<sup>25</sup> Anderson JL, Warren CA, Perez E, Louis RI, Phillips S, Wheeler J, et al. Gender and ethnic differences in hand hygiene practices among college students. *Am J Infect Control*. 2008;36(5):361-8.

Berry TD, Mitteer DR, Fournier AK. Examining hand-washing rates and durations in public restrooms: a study of gender differences via personal, environmental, and behavioral determinants. *Environ Behav*. 2015;47(8):923-44.

Borchgrevink CP, Cha J, Kim S. Hand washing practices in a college town environment. *J Environ Health*. 2013;75(8):18-25.

Czeisler ME, Garcia-Williams AG, Molinari N-A, Gharpure R, Li Y, Barrett CE, et al. Demographic characteristics, experiences, and beliefs associated with hand hygiene among adults during the COVID-19 pandemic — United States, June 24–30, 2020. *Morb Mortal Weekly Rep*. 2020;69(41):1485.

Garbutt C, Simmons G, Patrick D, Miller T. The public hand hygiene practices of New Zealanders: a national survey. *The New Zealand Medical Journal (Online)*. 2007;120(1265).

Harris Interactive. A survey of hand washing behavior (trended): Prepared for the American Microbiology Society and the American Cleaning Institute. 2010. <<https://www.cleaninginstitute.org/sites/default/files/assets/1/AssetManager/2010%20Hand%20Washing%20Findings.pdf>>.

Haston JC, Miller GF, Berendes D, Andújar A, Marshall B, Cope J, et al. Characteristics associated with adults remembering to wash hands in multiple situations before and during the COVID-19 pandemic — United States, October 2019 and June 2020. *Morb Mortal Weekly Rep*. 2020;69(40):1443.

Johnson HD, Sholcosky D, Gabello K, Ragni R, Ogonosky N. Sex differences in public restroom handwashing behavior associated with visual behavior prompts. *Percept Mot Skills*. 2003;97(3):805-10.

Judah G, Aunger R, Schmidt W-P, Michie S, Granger S, Curtis V. Experimental pretesting of hand-washing interventions in a natural setting. *Am J Public Health*. 2009;99(S2):S405-S11.

Monk-Turner E, Edwards D, Broadstone J, Hummel R, Lewis S, Wilson D. Another look at hand-washing behavior. *Social Behavior and Personality: an international journal*. 2005;33(7):629-34.

Thumma J, Aiello AE, Foxman B. The association between handwashing practices and illness symptoms among college students living in a university dormitory. *Am J Infect Control*. 2009;37(1):70-2.

von Bieberstein F, Kulle A-C, Schumacher S. Large gender and age differences in hand disinfection behavior during the COVID-19 pandemic: Field data from Swiss retail stores. *arXiv preprint arXiv:221009094*. 2022.

Yan AP, Howden K, Mahar AL, Glidden C, Garland SN, Oberoi S. Gender differences in adherence to COVID-19 preventative measures and preferred sources of COVID-19 information among adolescents and young adults with cancer. *Cancer Epidemiol*. 2022;77:102098.

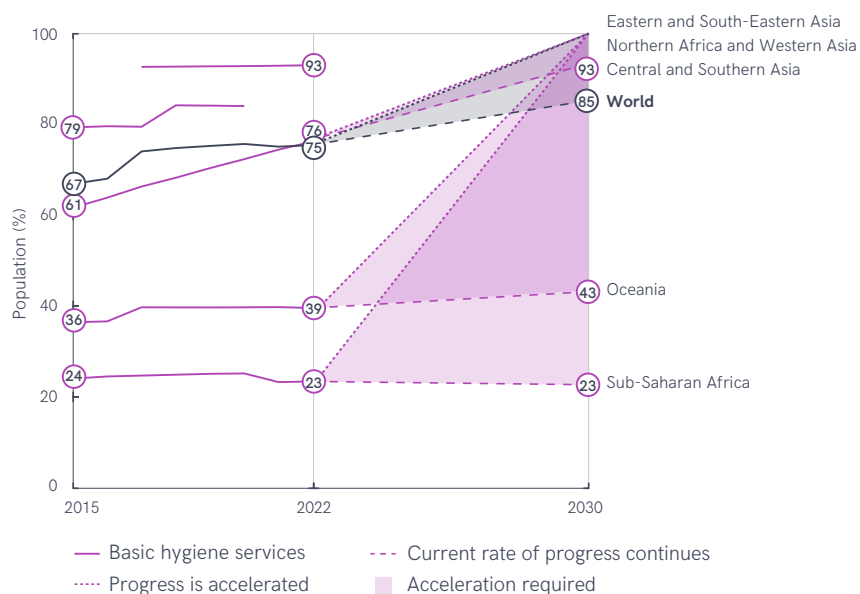


## BASIC HYGIENE SERVICES

Between 2015 and 2022, global coverage of basic hygiene services increased by 8 % pts (from 67% to 75%). If current rates of progress continue, the world will reach 85% coverage by 2030, leaving around 1.4 billion people without basic hygiene services (Figure 73). Achieving universal coverage by 2030 will require a threefold increase in current rates of progress (12-fold in least developed countries and eightfold in fragile contexts). However, current estimates of regional and global trends should be used cautiously until more data become available. Only three regions have sufficient data to estimate trends between 2015 and 2022. Central and Southern Asia has increased coverage at 2.07 % pts/yr and is on track to achieve 93% coverage by 2030. By contrast, Oceania has progressed more slowly at 0.45 % pts/yr and coverage in sub-Saharan Africa has decreased by 0.09 % pts/yr.

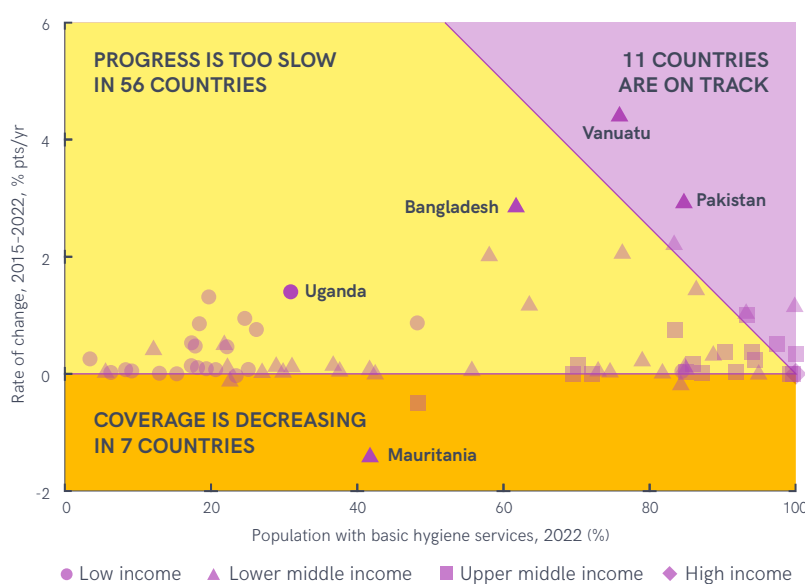
Figure 74 shows current coverage and annual rates of change in basic hygiene for 74 countries with sufficient data to estimate trends between 2015 and 2022. At current rates of progress, 11 countries are on track to achieve universal coverage by 2030, including five countries that had already reached >99% by 2022. However, 56 countries are progressing too slowly and in seven countries, coverage is decreasing. Vanuatu has increased coverage at 4.41 % pts/yr, rising from 45% in 2015 to 76% in 2022, and is therefore on track to reach universal coverage by 2030. Pakistan (2.92 % pts/yr) and Bangladesh

### Only three SDG regions have sufficient data to estimate trends and none are on track to universal coverage of basic hygiene services by 2030



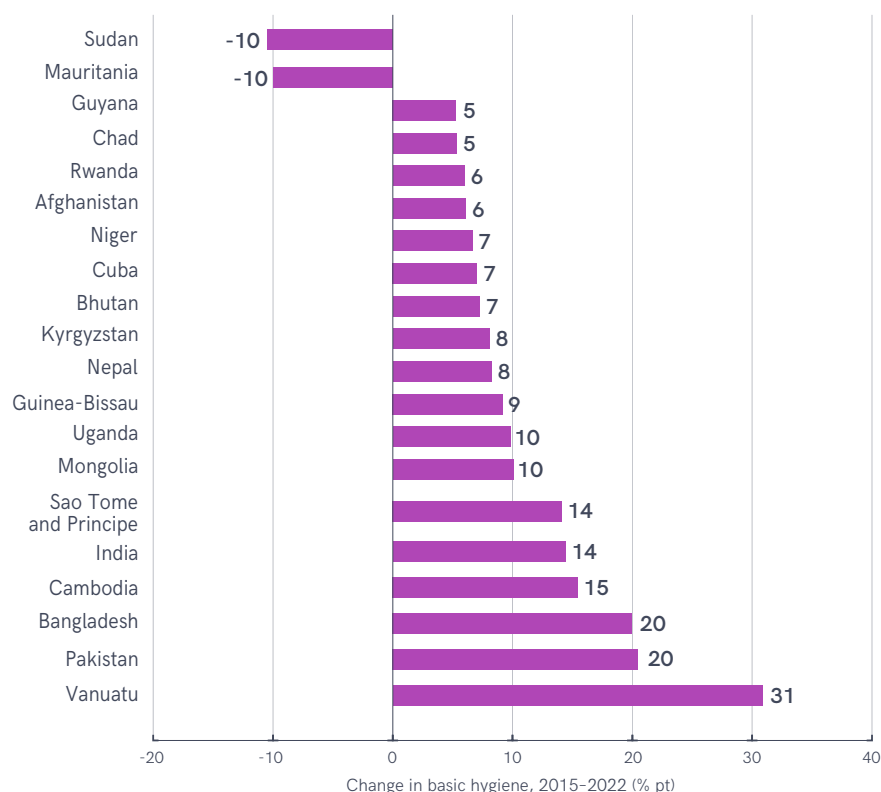
**FIGURE 73** Progress on basic hygiene services, 2015–2022 (%), and acceleration required to reach universal coverage (>99%) by 2030, by SDG region  
**Note:** Insufficient data to estimate progress and acceleration required for Eastern and South-Eastern Asia and Northern Africa and Western Asia.

### Only one in seven countries are on track to achieve universal access to basic hygiene by 2030



**FIGURE 74** Progress on basic hygiene services among countries with data on trends between 2015–2022, by income group  
**Note:** Seventy-four countries have estimates for annual rates of change 2015–2022, including five countries with >99% coverage in 2022.

**Since 2015, 18 countries have increased coverage of basic hygiene services by at least five % pts**



**FIGURE 75** Change in proportion of population with basic hygiene services, among countries with at least five % pt change, 2015-2022 (% pt)

(2.85 % pts/yr) had similarly high annual rates of change, but by 2022, Bangladesh had only reached 62% coverage, compared to 85% in Pakistan. Uganda recorded the fastest increase among low-income countries (1.41 % pts/yr), rising from 11% to 21%, but still has a long way to go to achieve universal coverage.

Figure 75 shows countries recording the biggest changes in coverage of basic hygiene between 2015 and 2022. Of these, 18 countries have increased coverage by at least 5 % pts and seven countries have increased coverage by at least 10 % pts. Vanuatu has achieved the biggest increase in coverage (31 % pts) but Pakistan, Bangladesh, Cambodia, India, Sao Tome and Principe and Mongolia have also increased coverage by more than 2 % pts/yr. By contrast, Mauritania and Sudan were the only countries where coverage has decreased by over 5 % pts, falling from 52% to 42% and from 21% to 11%, respectively, since the start of the SDG period.



In 2022, 84 countries had total estimates for basic hygiene services, 82 countries had urban estimates and 80 countries had rural estimates. Figure 76 shows that urban coverage was higher in 71 out of 80 countries with disaggregated estimates available for both urban and rural areas. The exceptions were Bhutan, Guyana, Kyrgyzstan, Montenegro, North Macedonia, State of Palestine and Tuvalu. Four countries had already achieved >99% in urban areas, compared with five countries in rural areas. In 2022, only two SDG regions had countries with <50% coverage in urban areas, but four regions had countries with <50% coverage in rural areas.

In 2022, urban coverage of basic hygiene was higher in 71 out of 80 countries with comparable data

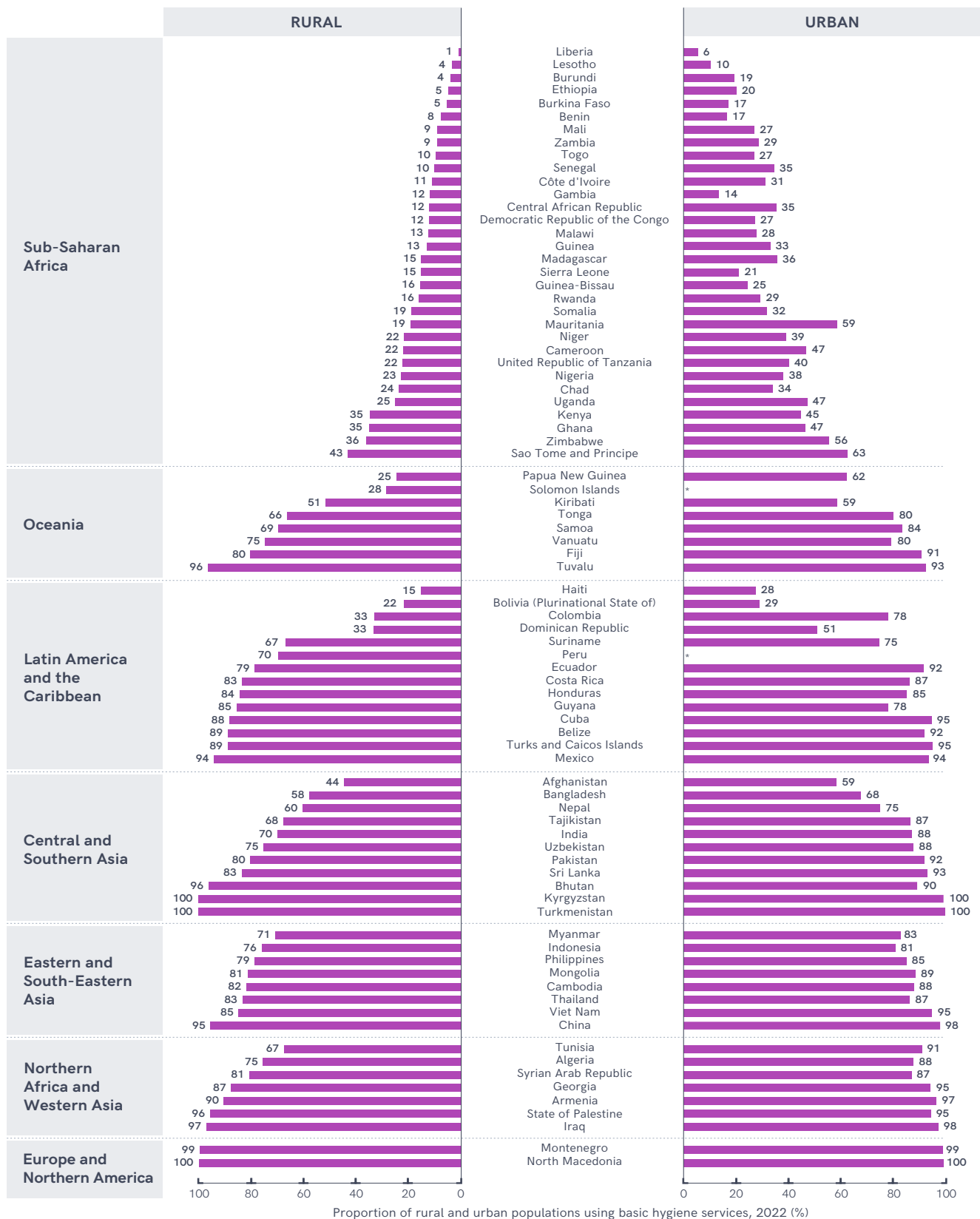


FIGURE 76 Proportion of urban and rural populations with basic hygiene services, 2022 (%)

\* No estimate available in 2022



Data disaggregated by wealth quintile highlight large disparities between the richest and poorest (Figure 77). Among 78 countries with disaggregated hygiene data available from recent household

surveys, 48 had a coverage gap between the richest and poorest of more than 20 % pts, 19 had a gap of more than 40 % pts and 6 had a gap exceeding 60 % pts.

For example, in Angola there is a 48 % pts gap in coverage between the richest (57%) and the poorest (9%), compared with a gap of just 12 % pts in Iraq (>99% vs 88%).

### In 48 countries the richest-poorest coverage gap for basic hygiene exceeds 20 % pts

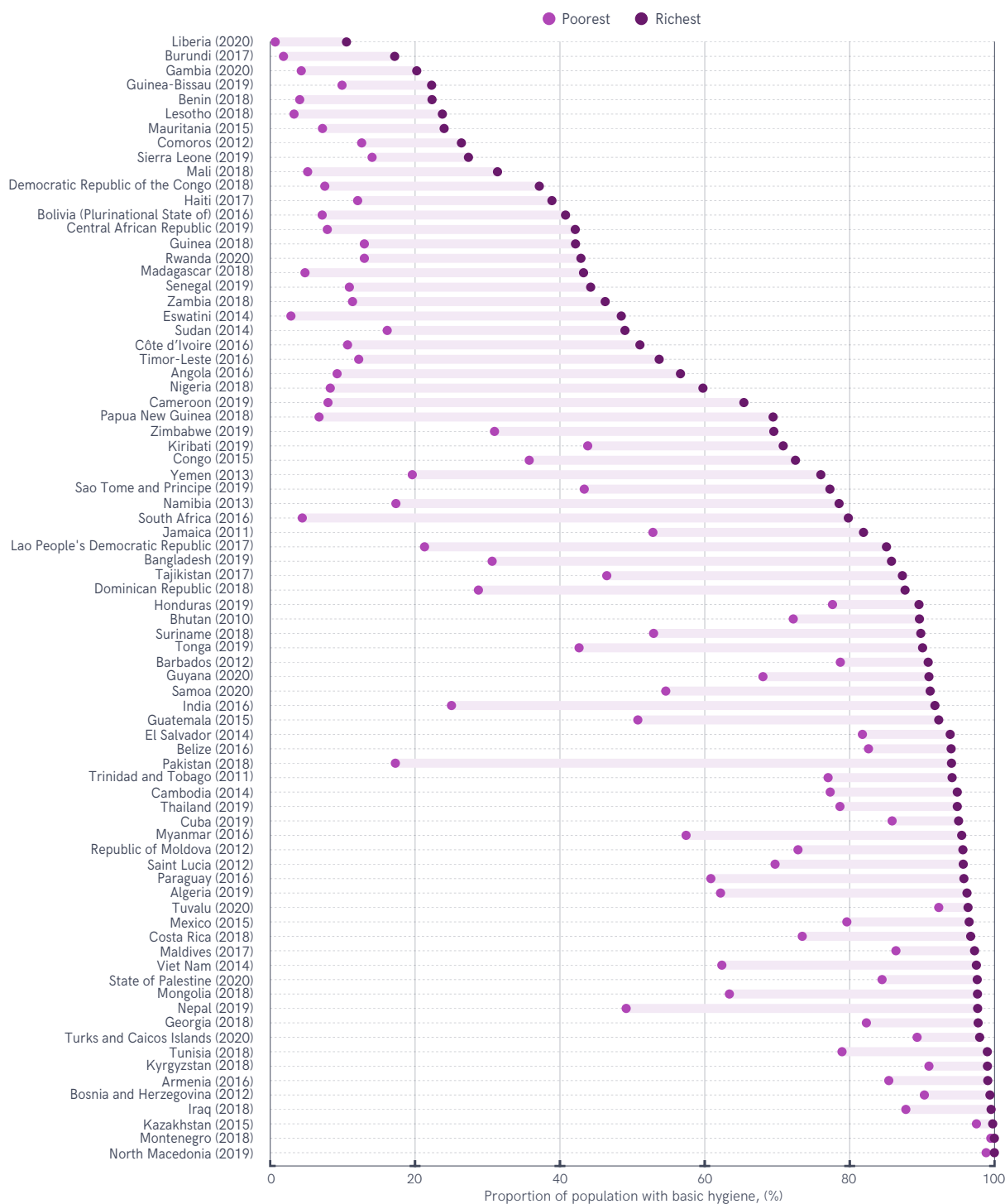


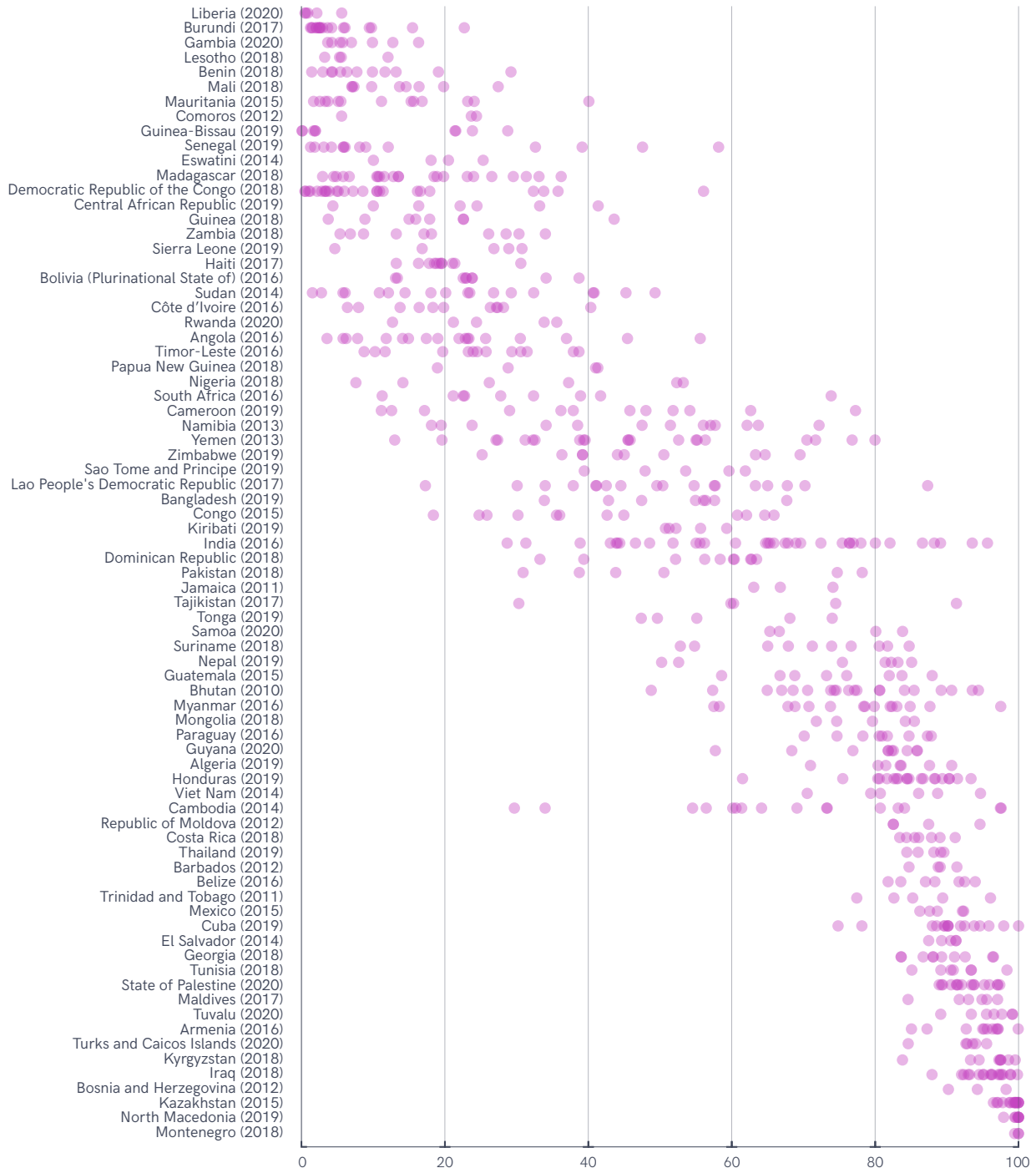
FIGURE 77 Proportion of richest and poorest wealth quintiles with basic hygiene services, selected surveys, 2010-2020 (%)

In many countries there are also significant differences in basic hygiene coverage between subnational regions. Among 75 countries with recent survey data disaggregated by subnational region, the gap in coverage between

the highest and lowest subnational regions varied widely (Figure 78). Surveys that disaggregate into larger numbers of subnational regions can highlight large gaps, such as, in Lao People's Democratic Republic (18 regions, from 87% to

17%) and Cambodia (19 regions, 98% to 30%). Differences are smaller in neighbouring countries with fewer subnational regions such as Viet Nam (six regions, 91% to 75%) and Thailand (five regions, 90% to 84%).

### In some countries basic hygiene coverage varies widely between subnational regions

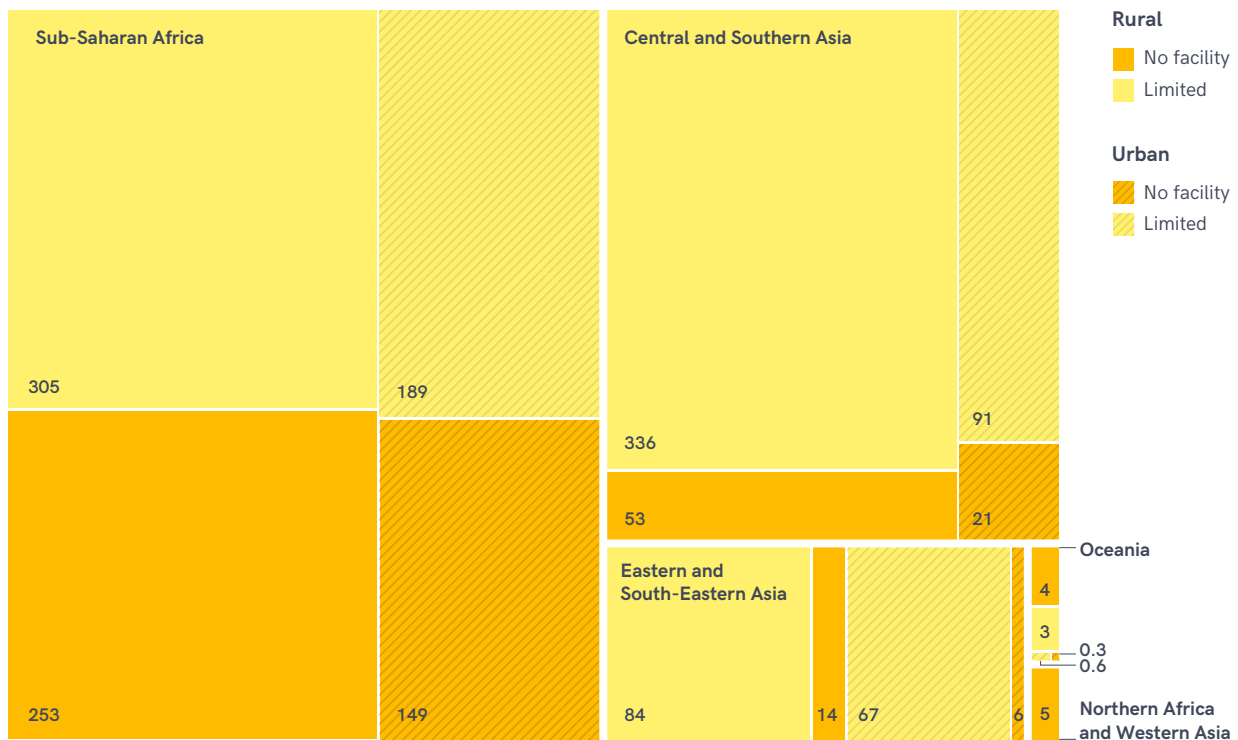


**FIGURE 78** Proportion of population with basic hygiene services, by subnational region and country, 2010-2020 (%)

Between 2015 and 2022, the number of people lacking basic hygiene services decreased from 2.5 billion to 2 billion (Figure 79). Nearly half (895 million) live in sub-Saharan Africa and a quarter (502 million) live in Central and Southern Asia. Three out of five (1.2 billion) live in rural areas and there are more people without basic drinking water in rural areas than in urban areas in all SDG regions. In urban areas, sub-Saharan Africa (338 million) has three times as many people without basic hygiene as Central and Southern Asia (112 million), and five times as many people as Eastern and South-Eastern Asia (73 million). In 2022, 653 million people worldwide still had no hygiene facility, half of them lived in rural areas and three out of five lived in sub-Saharan Africa.



### In 2022, nearly half of the 2 billion people without basic hygiene lived in sub-Saharan Africa



**FIGURE 79** Rural and urban populations lacking basic hygiene services in 2022, by SDG region (millions)

## Personal hygiene and bathing

A growing number of countries monitor the availability of bathing facilities but national indicator definitions vary, making cross-country comparison difficult (Figure 80). Many countries simply monitor the presence of 'bathing facilities' (China, Finland) or 'bath or shower' (Latvia, Mayotte, Reunion, Spain). Others focus on the presence of (at least one) 'bathroom' (Bermuda, Cayman Islands, Costa Rica, Hungary) and sometimes also specify a shower or WC (Brazil). Some countries distinguish facilities that are inside the dwelling (Denmark, Greece, Republic of Moldova, New Caledonia,

Tokelau), while others monitor whether they are for exclusive use of household members (Georgia, Ghana, India) or shared (Bonaire, Sint Eustatius and Saba). Existing data suggest that the availability of a bath or shower within a dwelling, yard or plot varies across countries and could be a useful additional indicator of hygiene inequalities. Access to bathing facilities has also been identified as an important dimension of gender-related inequalities in the ability of women and girls to meet their hygiene needs.

### Definitions and indicators vary for availability of bathing facilities at home

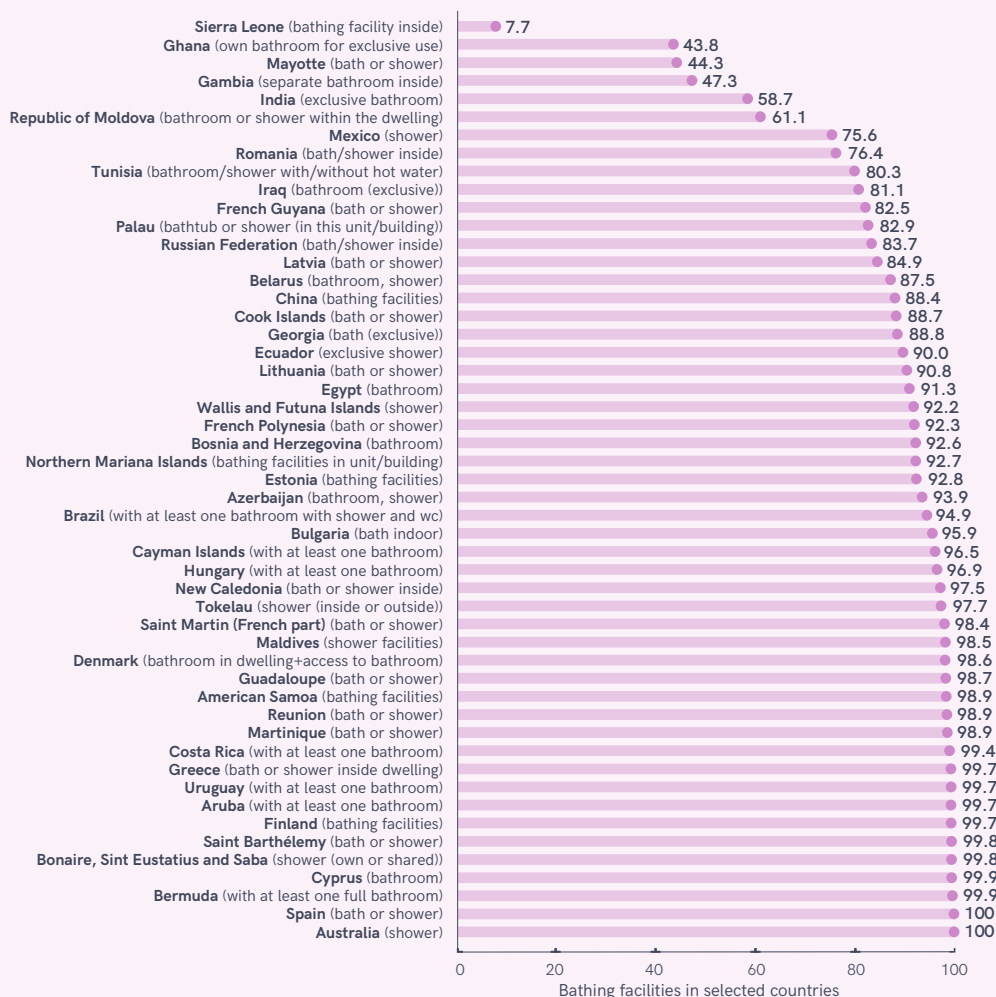


FIGURE 80 Proportion of population with bathing facilities available at home, selected surveys 2013–2021 (%)





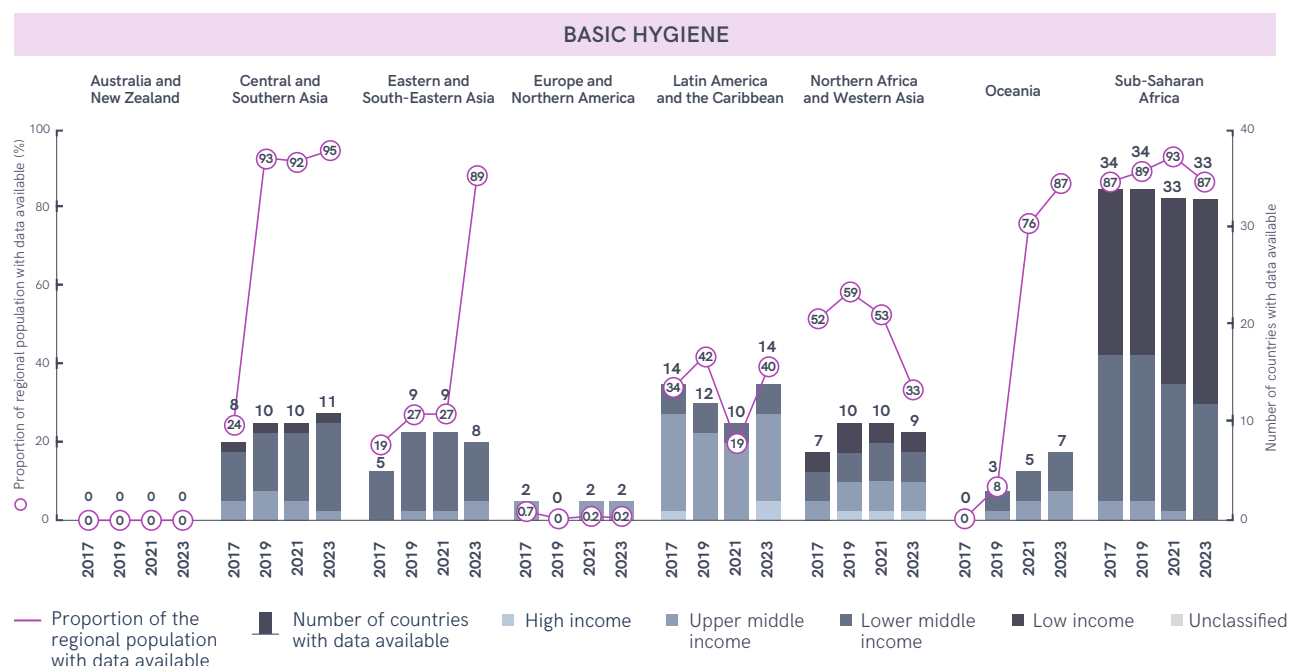
## DATA COVERAGE AND PROGRESSION

Between 2017 and 2023, 30 countries gained estimates for basic hygiene, but 16 countries lost estimates due to ageing data. The establishment of baseline estimates for India in 2019, and for China in 2023, had large impacts on regional as well as global estimates (Figure 81). Regional data coverage also

jumped in 2021 in Oceania, with the first baseline for Papua New Guinea, the largest country in the region. However, regional data coverage declined in Northern Africa and Western Asia with the loss of estimates for Azerbaijan in 2021, and for both Egypt and Oman in 2023. By 2023, data coverage was

over 80% for four of the SDG regions. Within Europe and Northern America, only Montenegro and North Macedonia, representing 2% of the regional population, had data on basic hygiene services. No estimates were available in Australia and New Zealand.

### Data coverage for basic hygiene has increased in some SDG regions and decreased in others



**FIGURE 81** Proportion of population (%) and number of countries with estimates available for basic hygiene in JMP progress updates, 2017–2023



## 5 Menstrual health

### INTRODUCTION

A large proportion of the global population experience menstruation and, since the start of the SDG period, there has been a concerted effort to develop definitions and indicators for monitoring menstrual health. Menstrual health is linked to SDG target 6.2 which aims to achieve 'access to adequate sanitation and hygiene for all... paying special attention to the needs of women and girls', and there has been an increased focus on menstrual health and hygiene within national WASH policies and programmes. The JMP has expanded its global databases to incorporate emerging national

data on menstrual health and this is the second JMP progress update to include it as a dedicated section.

The JMP does not currently use a menstrual health service ladder because norms and standards for monitoring menstrual health are still evolving. However, a growing number of national household surveys include new questions on menstrual health in questionnaires for adolescent girls and women age 15-49. These are typically administered by female enumerators and questions on menstrual health are only asked

of those who have menstruated in the last year.

For the purposes of global monitoring, harmonized data are now available for four main indicators:

- **awareness** of menstruation before menarche;
- **use of menstrual materials** to capture and contain blood, such as sanitary pads, cloth, tampons or cups;
- access to a **private place to wash and change** while at home; and
- **participation** in activities during menstruation, such as school, work and social activities.

Menstrual health indicators are sex-specific and highly gender-relevant, and therefore provide a useful measure of gender-related inequalities in WASH. They address both the specific sanitation and hygiene-related needs of women and girls, and other persons who menstruate, and also wider gender norms, taboos and stigma that surround menstruation in many parts of the world.

Existing menstrual health data typically refer to adolescent girls and women age 15–49. Globally, this age group comprised nearly 2 billion females in 2022. As these indicators are collected through household surveys, they can also be disaggregated by geographic, socio-economic and individual characteristics to better understand inequalities in menstrual health. However, the experience of many adolescents

who start menstruating before the age of 15 is not captured in these data. Furthermore, it is not currently possible to disaggregate information for gender and sexual minorities from existing national datasets on menstrual health. Further work is therefore required to monitor menstrual health among these groups (Box 7).

## BOX 7

### Not all people who menstruate are women; not all women menstruate

While much of the literature about menstruation refers to 'women and girls', it is considered more inclusive to refer to 'people who menstruate', or 'women, adolescent girls and people who menstruate'.<sup>26</sup> Some women do not have periods due to menopause, stress or having had a hysterectomy. Likewise, people who are not cisgender women (for example, transgender men, intersex and non-binary) can menstruate. Some gender-diverse people experience feelings of gender dysphoria, which can be exacerbated by menstruation and by some aspects of menstrual hygiene management, such as the use of tampons or menstrual cups.

Menstrual products are often branded and designed with traditionally feminine imagery, such as pink colours and flowers, which may be unattractive or offensive to gender-diverse people who menstruate. Tampons and pads are increasingly available (either for free, or through vending machines) in women's toilets in public areas, and women's toilets also frequently have sanitary bags and bins for disposal of used menstrual materials. However, these amenities are not available in men's or many gender-neutral bathrooms.

Furthermore, transgender and non-binary people who menstruate may feel uncomfortable using 'men's' rooms when menstruating, for fear of being identified as a non-cisgender man, with potentially dangerous consequences.<sup>27</sup>

<sup>27</sup> Barrington DJ, Robinson HJ, Wilson E, Hennegan J. Experiences of menstruation in high income countries: A systematic review, qualitative evidence synthesis and comparison to low-and middle-income countries. *PLoS One*. 2021;16(7):e0255001.



<sup>26</sup> Babbar K, Martin J, Varanasi P, Avendaño I. Inclusion means everyone: standing up for transgender and non-binary individuals who menstruate worldwide. *The Lancet Regional Health-Southeast Asia*. 2023;13:100177.

By 2022, nationally representative data on menstrual health were available for 53 countries, representing seven out of eight SDG regions, of which 44 countries had data for at least three of the four harmonized indicators (Figure 82). Fifty-one countries had data for use of materials, 50 countries had data for a private place to wash and change, and 46 countries had data on participation in activities during menstruation. Only two countries

had national data on awareness of menstruation before menarche, Egypt and Bangladesh, the latter of which was the only country with data for all four indicators.

Sub-Saharan Africa had the largest number of countries with data (20), more than Europe and Northern America (three), Northern Africa and Western Asia (five), Oceania (five), and Eastern and South-Eastern Asia (six) combined. Since the

2021 progress update, the total number of countries with data on menstrual health has increased by more than a quarter, from 42 to 53. Most of the growth has been in lower-middle-income countries where the number of countries with data rose from 18 in 2021 to 25 in 2023 (Figure 83). Turks and Caicos Islands was the only high-income country, area or territory with menstrual health data available for this 2023 update.

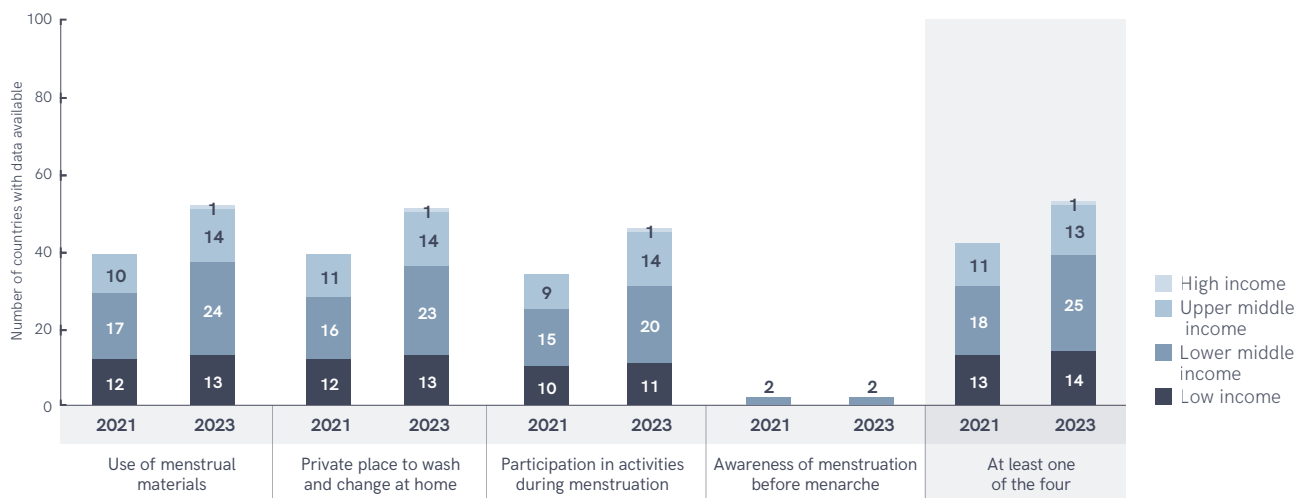
### National data for menstrual health indicators are available from seven out of eight SDG regions



**FIGURE 82** Number of countries with national data on menstrual health indicators, by SDG region

\*Awareness data from one country in the region.

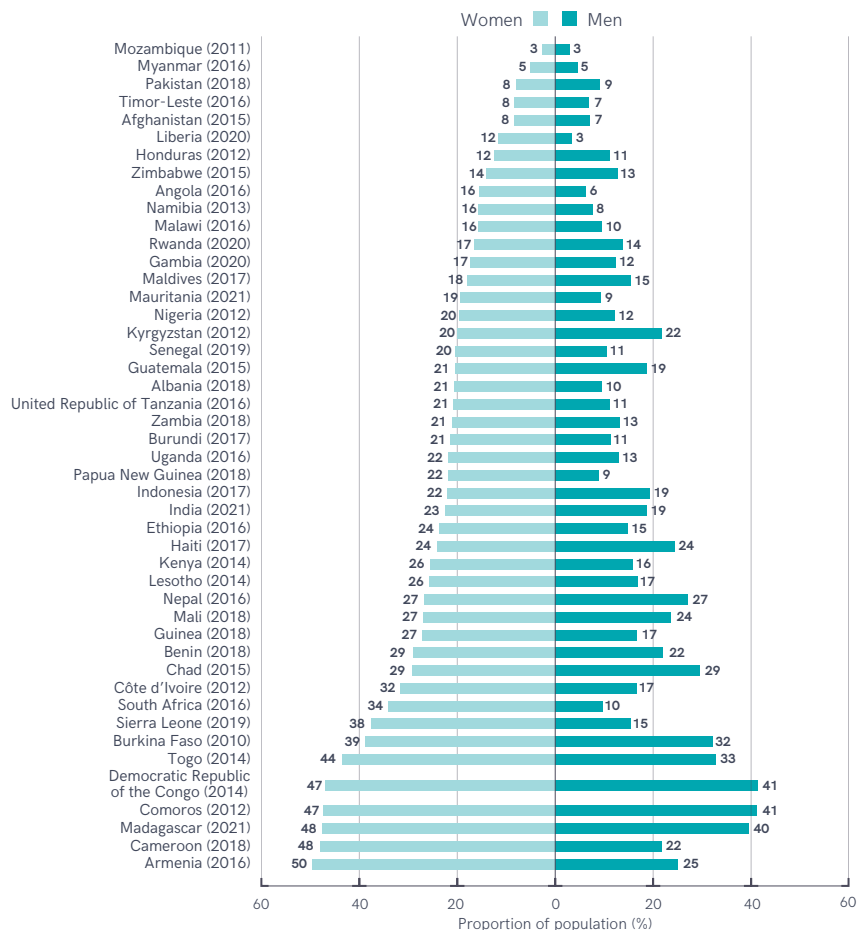
## The number of countries with menstrual health data available has increased since the JMP 2021 update



**FIGURE 83** Number of countries with data on menstrual health indicators in the 2021 and 2023 JMP progress updates, by income

Very few indicators relating to menstruation can be disaggregated by sex, but Demographic and Health Surveys (DHS) include a common set of questions for adult women and men on knowledge and attitudes to reproductive health. Analysis of disaggregated data from 46 countries shows that in almost all countries, women were more likely than men to correctly identify the fertile period (the middle of the menstrual cycle) (Figure 84). This highlights the importance of involving men and boys in campaigns to promote menstrual health. In 33 countries, fewer than one in five men correctly identified the fertile period, compared with just 15 countries with fewer than one in five women. In Armenia, twice as many women (50%) had correct knowledge than men (25%), and in Liberia, women (12%) were four times as likely to have correct knowledge than men (3%). In Mozambique, men and women were both equally unlikely to correctly identify the fertile period (3%).

## Women were more likely than men to correctly identify the fertile period in almost all countries



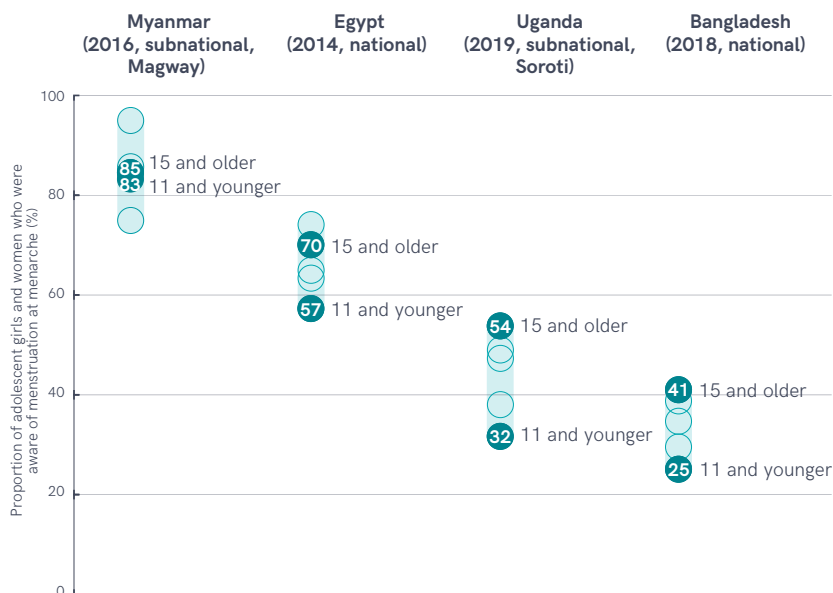
**FIGURE 84** Correct knowledge of the fertile period for women and men, selected national surveys, DHS, 2010-2021 (%)

## AWARENESS

Awareness of menstruation before menarche has been identified as a useful indicator of changing gender and social norms related to menstruation, but only a small number of countries have collected this information to date. While Bangladesh and Egypt are the only countries with nationally representative data, subnational surveys are available for Magway region in Myanmar and for Soroti district in Uganda. Disaggregated data enables analysis of awareness among girls age '11 and younger', '12, 13, 14 and '15 and older' at menarche. Figure 85 shows that awareness among the oldest age group in Myanmar (85%) was significantly higher than in Egypt (70%) and Uganda (54%), and more than twice as high as in neighbouring Bangladesh (41%). Uganda has the largest gap (22 % pts) in awareness between girls aged '15 and older' and girls aged '11 and younger' at menarche, but there are also large gaps in Bangladesh (16 % pts) and Egypt (13 % pts).

The same survey in Egypt included a follow up question: 'The first time you got your menstrual cycle, what was your reaction?'. Those who were not aware of menstruation prior to having their first period were nearly twice as likely to experience shock, upset and fear as those who were already aware of menstruation at menarche (74% vs. 40%). Thirty-seven percent of girls who were already aware were either happy or indifferent, compared with just 7% of those who were unaware (Figure 86).

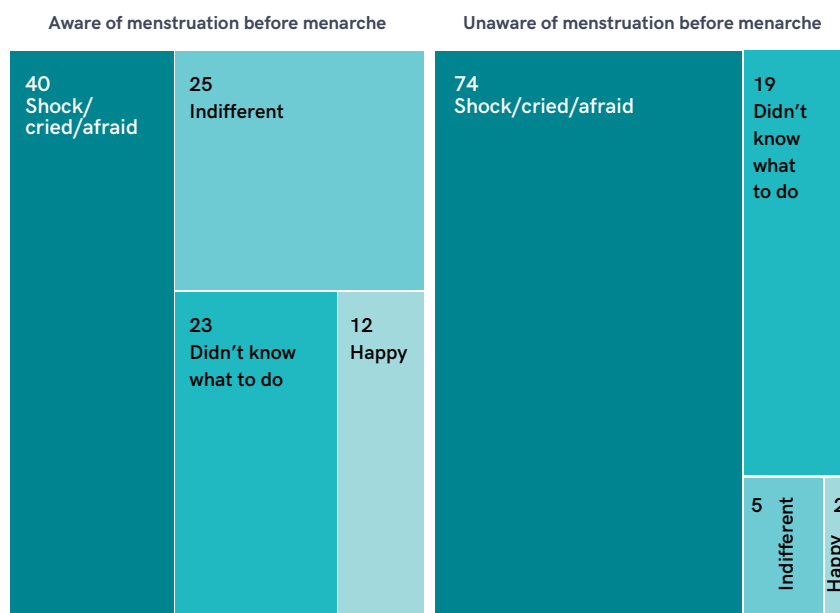
### Awareness of menstruation before menarche varies by country and also by age at menarche



**FIGURE 85** Proportion of adolescent girls and women who knew about menstruation before menarche, by age at menarche, selected surveys, 2014–2019 (%)

Note: Subnational surveys focused on schoolgirls

### In Egypt, adolescent girls who were unaware of menstruation at menarche were nearly twice as likely to experience shock, upset and fear



**FIGURE 86** Proportion of adolescent girls and women in Egypt, by awareness and experience at menarche, 2014 (%)

## MATERIALS

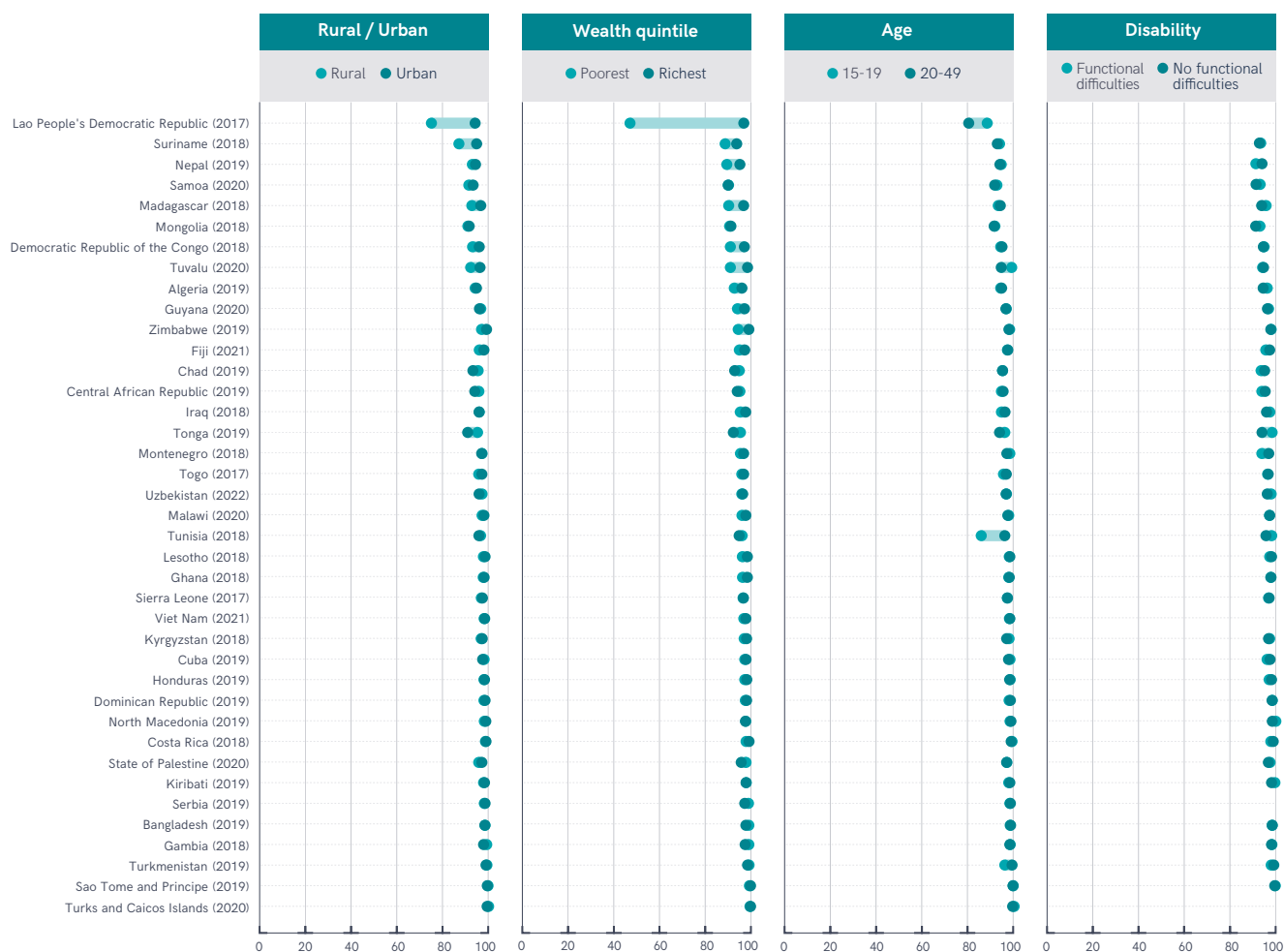
Various types of materials may be used to capture and contain menstrual blood, including single use and reusable materials. For the purposes of global monitoring, adolescent girls and women who used materials such as sanitary pads, tampons, menstrual cups, cloth or cotton wool during their last period are counted as 'using menstrual materials'. Those who only used toilet paper, underwear alone or nothing, are counted as 'not using menstrual materials'. Those reporting that they used

reusable materials during their last period are counted as 'using reusable materials'.

The total proportion using menstrual materials was high in most of the 51 countries with data, but further disaggregation reveals differences between population subgroups (Figure 87). The differences between rural and urban areas, between adolescent girls age 15-19 and women age 20-49, and between those with and without functional

difficulties, are mostly small. However, in some countries, usage is lower among adolescent girls and women in the poorest quintile. The gap in usage between richest and poorest exceeded 5 % pts in Democratic Republic of the Congo, Madagascar, Nepal, Tuvalu and Lao People's Democratic Republic, where there was a gap of 50 % pts between use of materials among the richest (97%) and the poorest (47%).

### Use of menstrual materials is high for all population subgroups

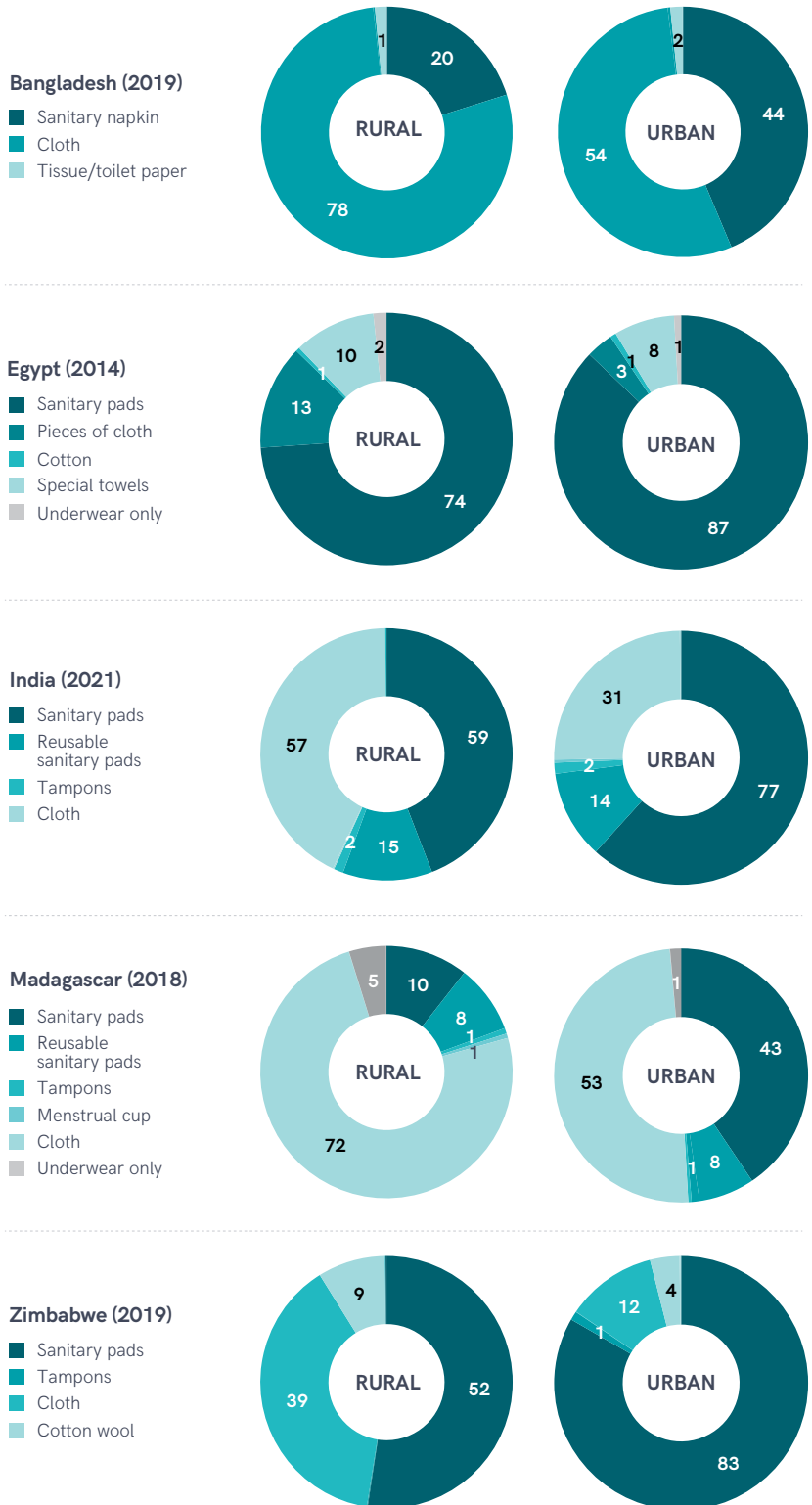


**FIGURE 87** Proportion of adolescent girls and women age 15-49, who used menstrual materials during their last period, by residence, wealth, age and disability, selected surveys, 2016-2022 (%)

The types of menstrual materials used are often country context specific. However, a small number of national household surveys have collected data on types of menstrual materials which also reveal differences between urban and rural areas (Figure 88). In all five countries with comparable data, sanitary pads were more commonly used in urban areas, and cloth was more commonly used in rural areas. The biggest differences were observed in Madagascar where pads were three times as likely to be used in urban areas, and in India where cloth was nearly twice as likely to be used in rural areas. In rural areas of Zimbabwe, adolescent girls and women were twice as likely to use cotton wool, while in rural areas of Madagascar, they were five times as likely to not use any menstrual materials and to only use underwear.



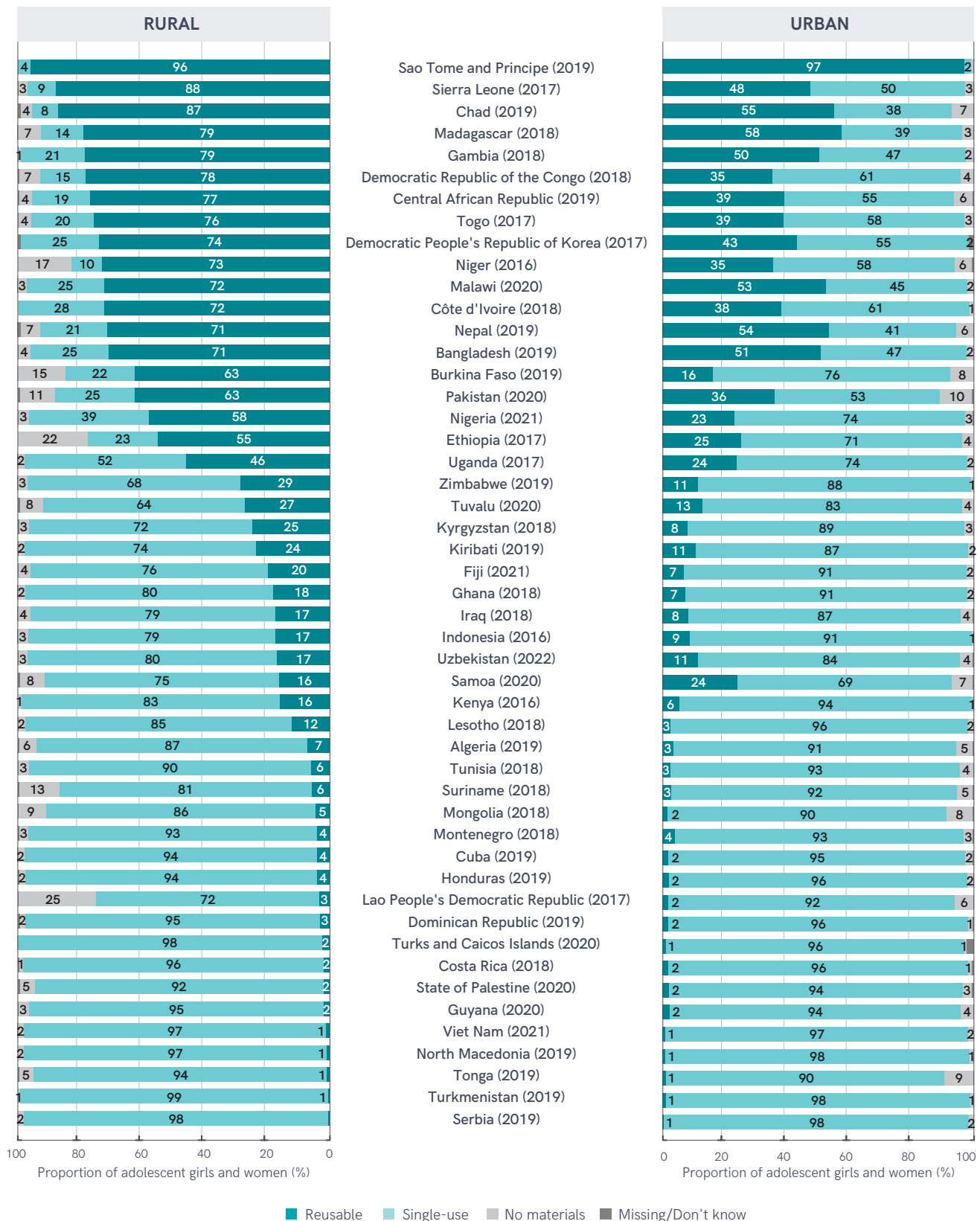
**In five countries with comparable data, adolescent girls and women in urban areas were more likely to use sanitary pads compared to those in rural areas, who were more likely to use cloth**



**FIGURE 88** Proportion of adolescent girls and women age 15-49, by type of menstrual material they typically use, selected surveys, 2014-2021 (%)



## Adolescent girls and women living in rural areas are more likely than those living in urban areas to use reusable menstrual materials or no materials at all



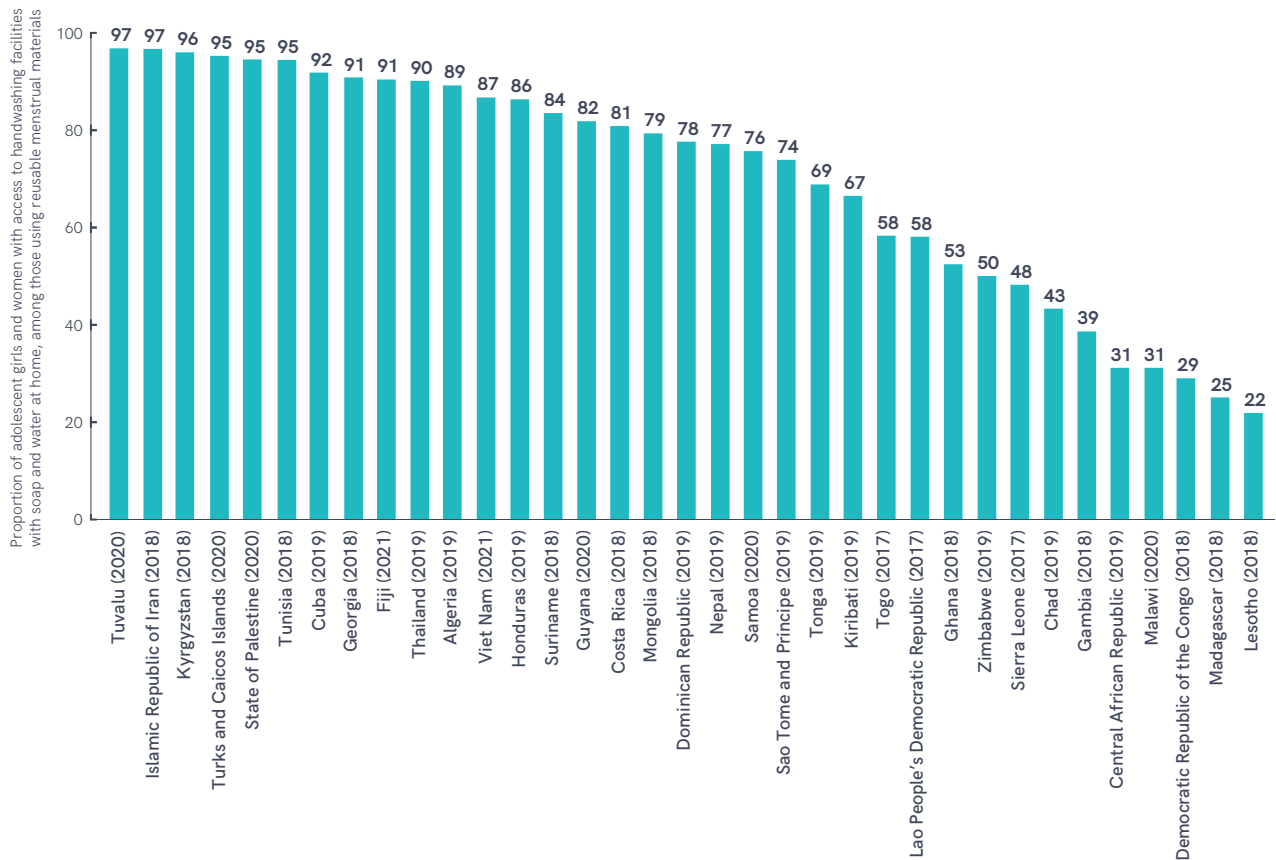
**FIGURE 89** Proportion of adolescent girls and women who mainly use reusable and single-use materials, in rural and urban areas by country, selected surveys, 2016–2022 (%)

The proportion of the population using reusable materials also varies widely between and within countries (Figure 89). In most countries, reusable materials are more commonly used in rural areas. In Sierra Leone, 88% use reusable materials in rural areas, compared with just 48% in urban areas, while in Indonesia, 17% use reusable materials in rural areas, and 9% in urban areas. Adolescent girls and women in rural areas are also more likely to report using no materials. There were seven countries where

more than one in ten of those living in rural areas used no materials, and no countries where more than one in ten of those living in urban areas used no materials. One in five used no materials in rural Ethiopia, compared with one in twenty in urban areas. Pakistan is the only country where at least 10% of girls and women use no materials in both rural and urban areas. In a few countries, such as Tonga, more women and girls use no materials in urban areas compared to rural areas.

The type of menstrual materials used also has implications for WASH-related needs such as water and soap to wash hands, provision of reusable materials and a safe place to dispose of single-use materials. Figure 90 shows that many adolescent girls and women who use reusable materials lack a handwashing facility with soap and water at home. In 15 countries, more than a quarter lacked facilities with soap and water, and in eight countries, more than half lacked facilities with soap and water, making it more difficult to meet hygiene needs related to menstruation.

### In eight countries, less than half the adolescent girls and women who use reusable materials had a handwashing facility with soap and water available at home



**FIGURE 90** Proportion of adolescent girls and women age 15–49 with access to handwashing facilities with soap and water at home, among those mainly using reusable menstrual materials, selected Multiple Indicator Cluster Surveys 2017–2021 (%)

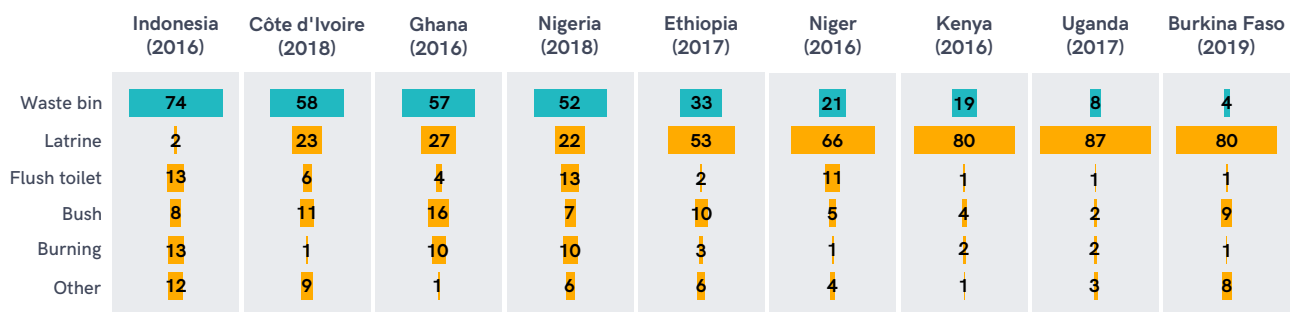
Safe disposal of single-use materials is also a growing concern. In four out of nine countries with data available on methods of disposal, the majority of adolescent girls and women used a waste bin. But in five countries, the majority of single-use materials were disposed of in latrines or flush toilets. In Kenya, Uganda and Burkina Faso, over 80% of adolescent girls and women who use single-use materials directly

dispose of them in latrines. In Ghana, Indonesia and Nigeria, over 10% of those who use single-use materials dispose of them by burning (Figure 91).

Few countries have data on whether adolescent girls and women are satisfied with menstrual materials. However, a recent survey of women in Ugandan refugee camps by the United Nations High Commissioner for Refugees


(UNHCR) includes questions on satisfaction with Menstrual Hygiene Management kits (Figure 92). While less than half of the women surveyed reported receiving sufficient quantities, three quarters said that the kits were very useful and four out of five said they were very good quality. Only 4% of women reported exchanging, gifting or selling the kits to others.

### In five out of nine countries, more than half of adolescent girls and women who used single-use materials disposed of them in latrines or flush toilets



**FIGURE 91** Proportion of adolescent girls and women age 15-49, who mainly used single-use menstrual materials during their last period, by method of disposal, selected surveys, 2016-2019 (%)

### In refugee camps in Uganda, less than half the women received sufficient quantities of menstrual hygiene materials but over three quarters said they were very useful or very good quality



**FIGURE 92** Post-distribution monitoring of menstrual hygiene management kits in refugee camps, subnational survey in Uganda, 2020

## PRIVATE PLACE TO WASH AND CHANGE

A growing number of household surveys ask about the ability to wash and change in privacy during menstruation. In most of the 50 countries with data available in 2022, over 80% of adolescent girls and women reported having a private place to wash and change at home. However, further analysis shows that in some countries there are significant differences between the richest and poorest, and between those with and without

functional difficulties (Figure 93). The gap between poorest and richest having access to a private place to wash and change was more than 5 % pts in Algeria, Democratic Republic of the Congo, Kyrgyzstan and Mongolia, and more than 10 % pts in Guinea-Bissau, Kiribati and Nepal. In Lao People's Democratic Republic, there was a gap of 56 % pts between the richest (97%) and the poorest (41%). Not all countries have data disaggregated by disability

but in Nepal, only 77% of those with functional difficulties had a private place to wash and change at home, compared with 87% of those without functional difficulties. Cuba, Guyana, Mongolia and Uzbekistan had gaps of more than 5 % pts.

Performance Monitoring and Accountability surveys from seven countries collected additional information about the condition of the place that adolescent girls and women use

**In some countries the poorest adolescent girls and women, and those with functional difficulties, were less likely to have a private place to wash and change at home during their last period**



**FIGURE 93** Proportion of adolescent girls and women age 15–49, with a private place to wash and change at home during their last period, by residence, wealth, age and disability, selected surveys, 2016–2022 (%)

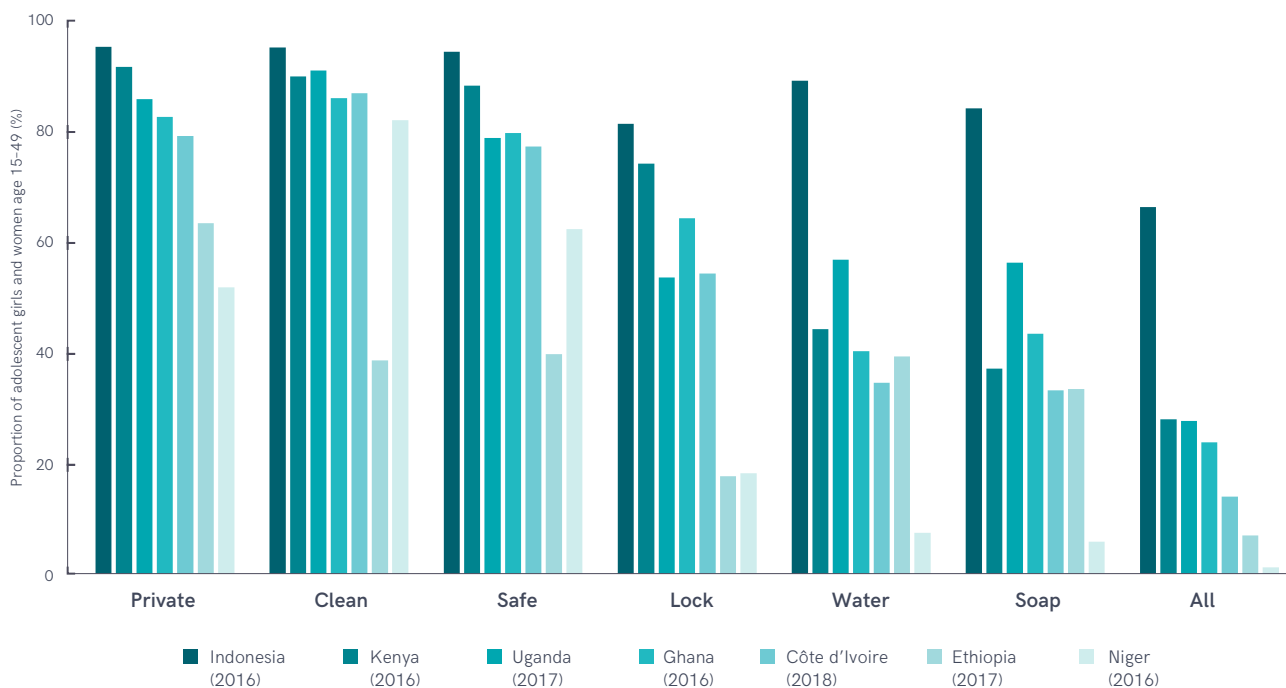
to change menstrual materials while at home. They were generally more likely to be private, clean and safe, than to have a lock, water, or soap available (Figure 94), but there was wide variation between countries. For example, 95% of women and girls in Indonesia reported that their places were private, compared with just 52% in Niger. Private places in Ethiopia were significantly less likely to be clean and safe. In all countries, except for Indonesia and Uganda, fewer than half of the adolescent girls and women had water and soap available in the place they change menstrual materials.

Sixty-six percent of adolescent girls and women in Indonesia reported that the places where they changed menstrual materials met all six criteria, compared with just 1% in Niger.

Bathing practices during menstruation have been identified as an important dimension of gender inequality related to WASH, especially in countries where gender norms restrict women's and girls' ability to bathe during their period. A 2021 National Family Health Survey in India asked women whether they usually take a bath during their menstrual period and whether they use

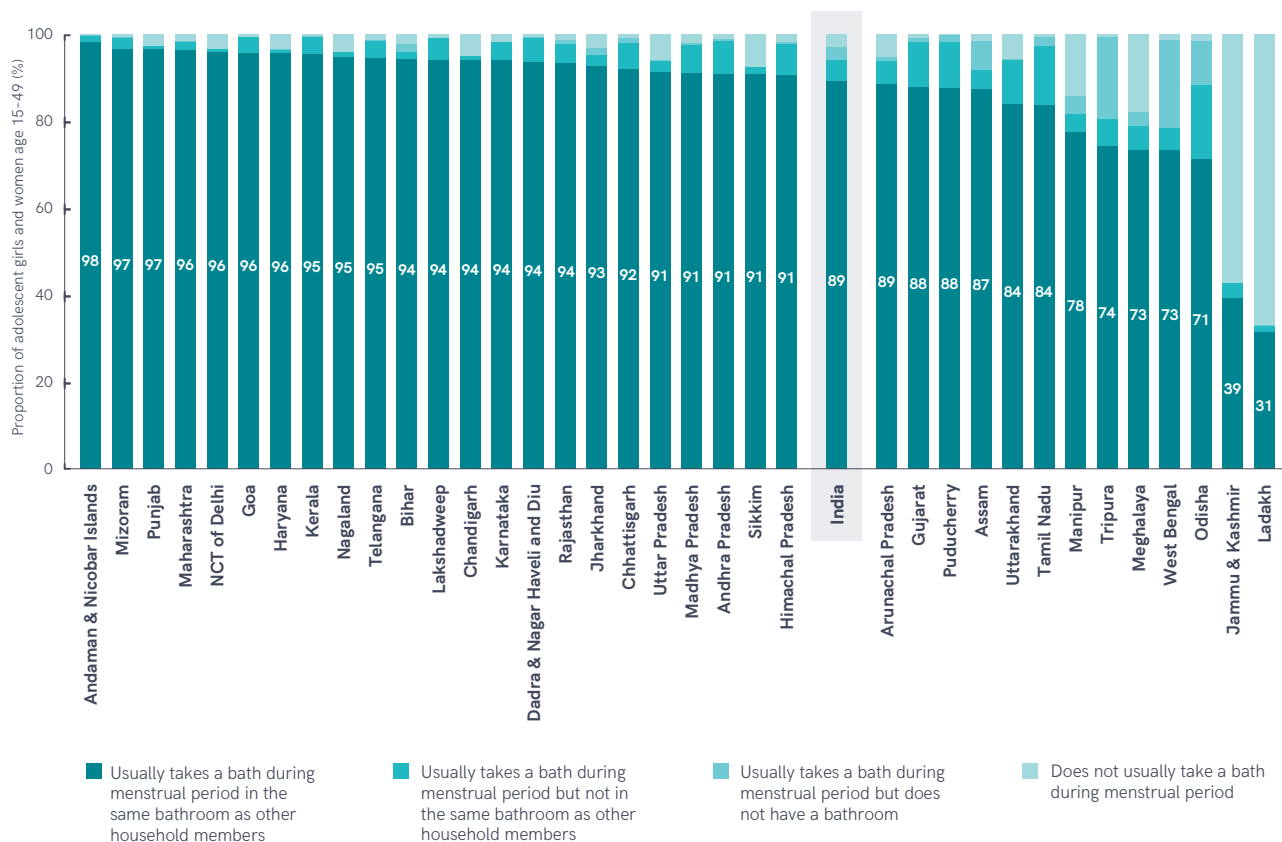
the same bathroom as other family members (Figure 95). While 89% of women reported usually taking a bath in the same bathroom as other household members, bathing practices varied widely across States and Union Territories. In Gujarat, Odisha, Puducherry, Tamil Nadu and Uttarakhand, more than one in ten women reported taking a bath, but not in the same bathroom as other household members. In India as a whole, just 3% of women reported not taking a bath during menstruation, rising to over half the women in Jammu and Kashmir (57%), and more than two thirds in Ladakh (67%).

### Adolescent girls and women reported that their places to wash and change during their last period were more likely to be private, clean and safe than to have a lock, water or soap available



**FIGURE 94** Proportion of adolescent girls and women age 15–49, by adequacy of private place to wash and change at home, selected Performance Monitoring and Accountability surveys, 2016–2018 (%)

## In five states in India, more than 10% of adolescent girls and women reported taking a bath during their last menstrual period, but not in the same bathroom as other household members



**FIGURE 95** Proportion of adolescent girls and women, age 15–49, by bathing practices during their menstrual period, by States and Union Territories of India, National Family Health Survey, 2021 (%)

## PARTICIPATION

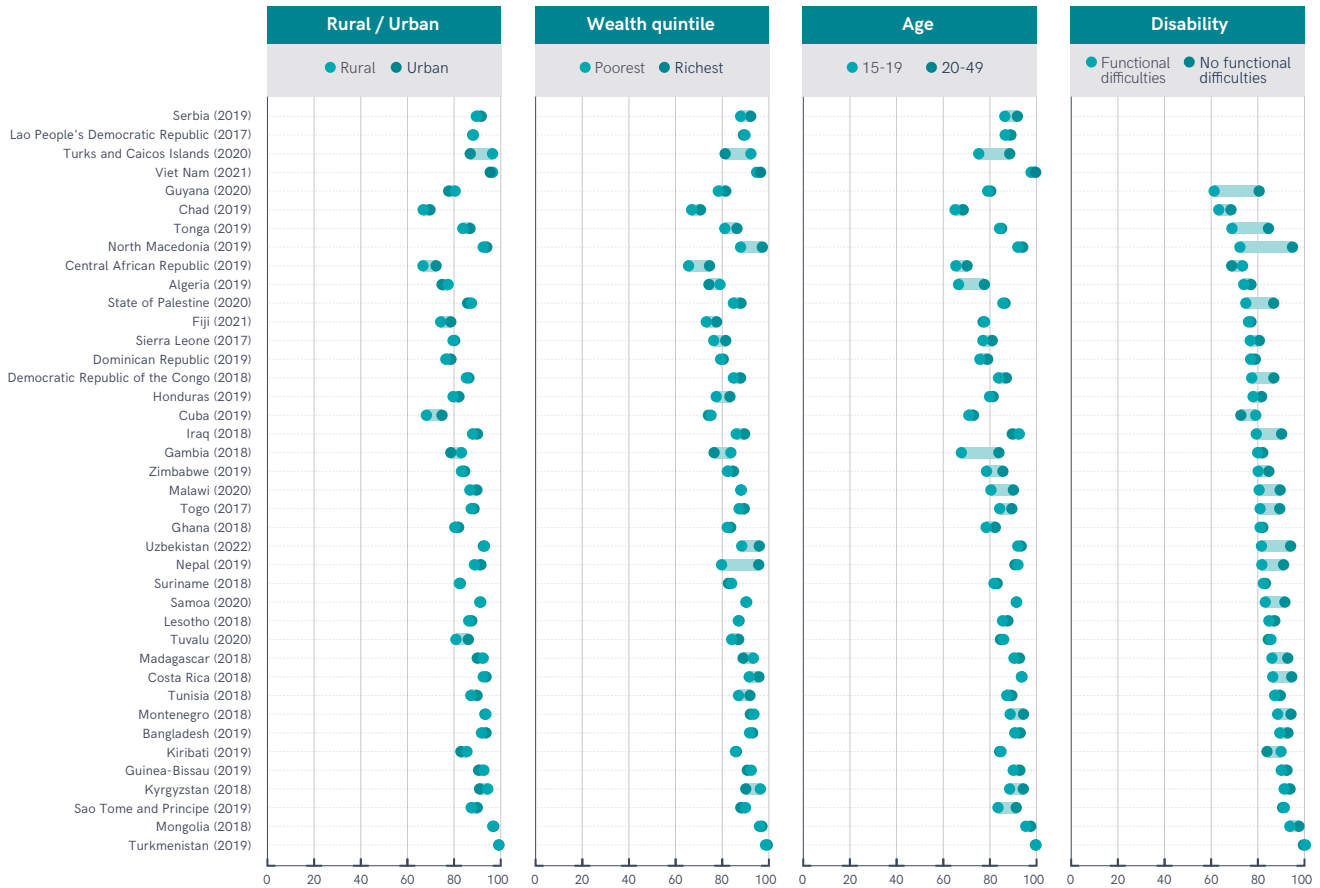
By 2022, 46 countries had data on the population of adolescent girls and women participating in school, work and social activities during menstruation. Harmonized data from 40 UNICEF Multiple Indicator Cluster Surveys (MICS) datasets enable further disaggregation by population subgroups (Figure 96). In most countries, participation is slightly higher in urban areas, but the differences are small. However, in Turks and Caicos Islands,

adolescent girls and women were less likely to participate in school work and social activities in urban areas (87%), compared to rural areas (96%).

In Nepal, the richest (95%) were far more likely to participate than the poorest (79%). In Gambia, adolescent girls, age 15–19 (67%), were less likely to participate than adult women, age 20–49 (83%), with similar patterns in Central African Republic, Malawi, Montenegro,

Sao Tome and Principe and Sierra Leone. The lowest levels of participation were observed among girls and women with functional difficulties. Participation rates were 22 % pts lower in North Macedonia, 19 % pts lower in Guyana, and 15 % pts lower in Tonga. Gaps of more than 10 % pts were also observed in Democratic Republic of the Congo, Iraq, Nepal, State of Palestine and Uzbekistan.

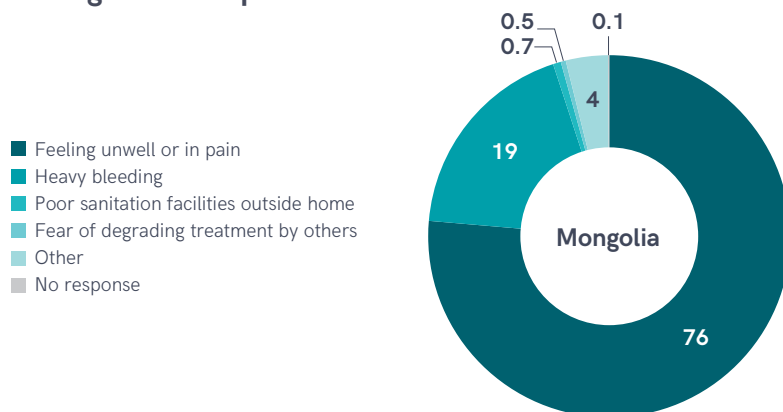
## Adolescent girls and women with functional difficulties are often less likely to participate in work, school and other social activities during menstruation



**FIGURE 96** Proportion of adolescent girls and women, age 15–49, participating in work, school or other social activities during their last period, by residence, wealth, age and disability, selected Multiple Indicator Cluster Surveys 2016–2022 (%)

Mongolia is one of the few countries which has collected information on the reasons for non-participation in school, work or social activities during menstruation. In a 2018 MICS, three quarters of respondents reported feeling unwell or in pain and a fifth reported heavy bleeding (Figure 97). Less than 1% cited poor sanitation facilities outside the home or fear of degrading treatment by others, but 4% cited 'other' (unspecified) reasons. In countries with data available

### In Mongolia, three out of four adolescent girls and women cited feeling unwell or in pain as the main reason for non-participation in school, work or social activities during their last period



**FIGURE 97** Proportion of adolescent girls and women reporting main reason for non-participation in school, work or social activities, Mongolia MICS, 2018 (%)

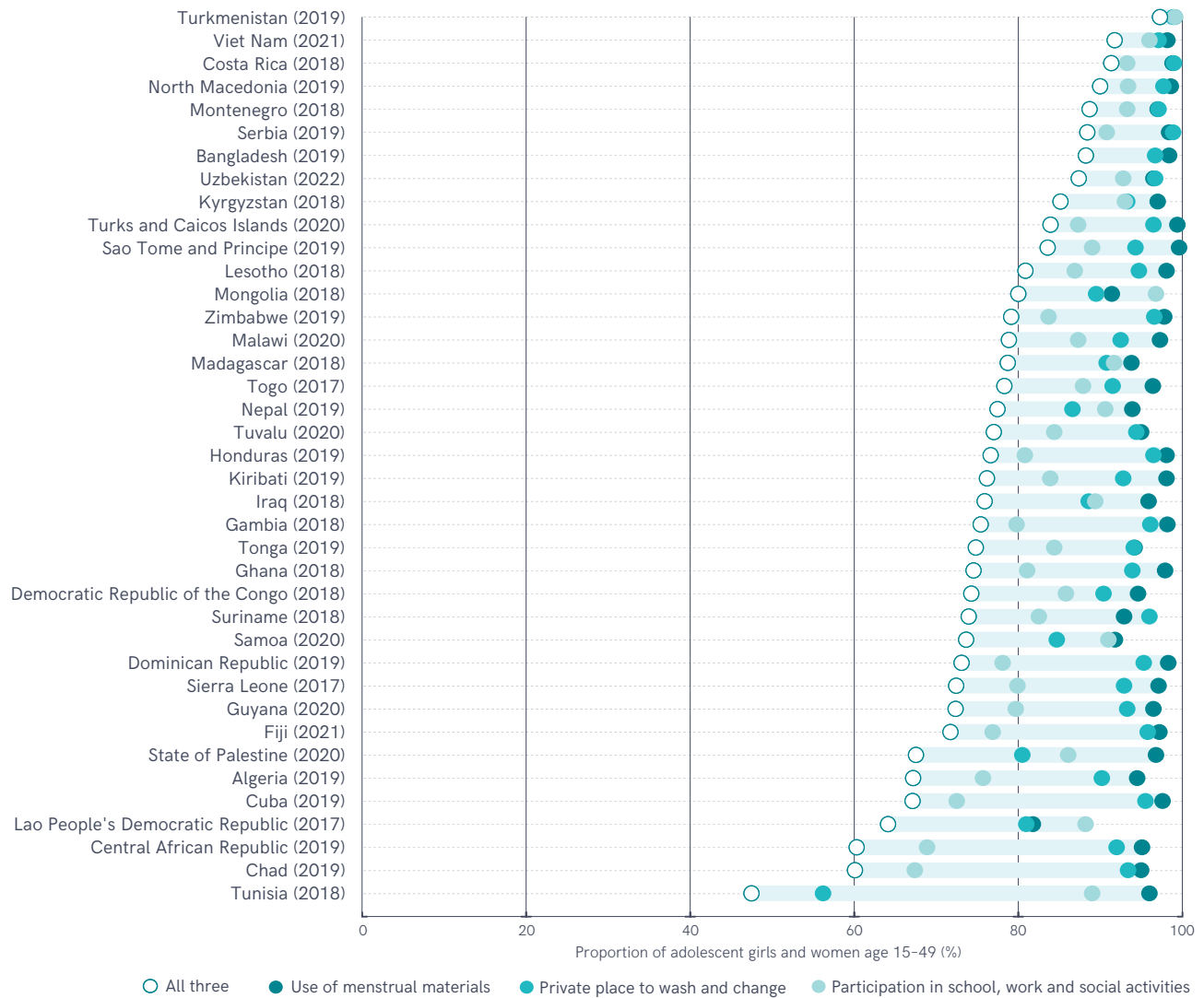
on use of materials, a private place to wash and change, and participation in school, work and social activities during menstruation, it is possible to analyse all three indicators together. Figure 98 shows that in most countries, coverage of use of materials and a private place to wash and change is higher than participation, and in some countries the proportion of adolescent girls and women

meeting all three criteria is significantly lower still. For example, in Madagascar, 94% used materials, 91% had a private place to wash and change, and 92% participated in activities during menstruation, but only 79% satisfied all three needs.

Figure 99 gives an overview of inequalities in menstrual health between population subgroups. It shows that adolescent girls

and women living in rural areas, those in the poorest quintile, adolescents aged 15–19, and those with disabilities are less likely to be able to meet their needs. It also shows that, while most women and girls in each group are able to meet at least some of their menstruation-related needs, far fewer are able to meet all of them in combination.

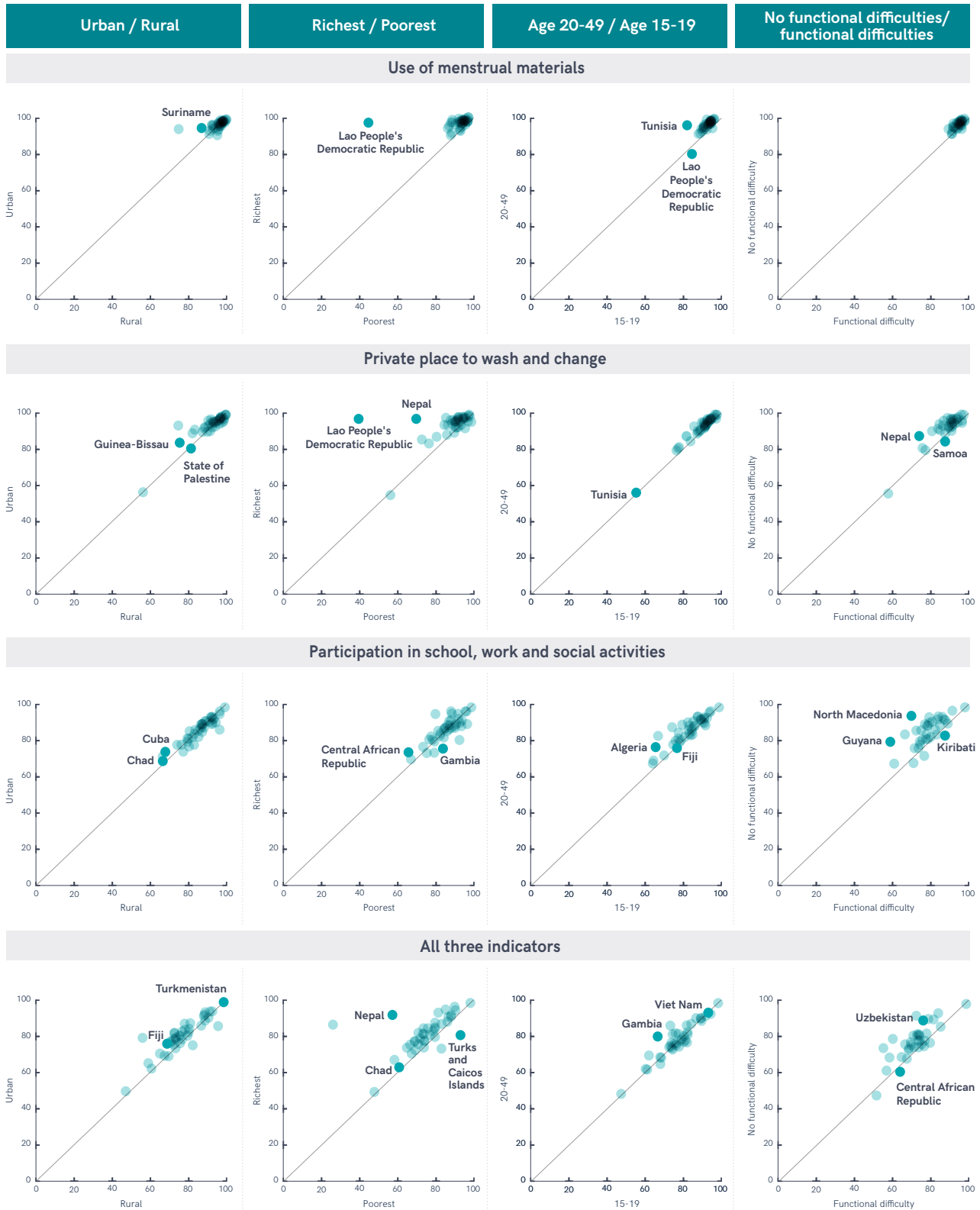
**In countries with data on all three indicators, the proportion of adolescent girls and women meeting all three criteria for menstrual health is often significantly lower than for individual criteria**



**FIGURE 98** Proportion of adolescent girls and women age 15–49 who used menstrual materials, had a private place to wash and change, and participated in work, school and social activities during their last period, selected MICS, 2016–2022 (%)



Adolescent girls and women living in rural areas, in the poorest quintile, age 15–19 and living with disabilities were less likely to meet the criteria for all three harmonized menstrual health indicators



**FIGURE 99** Proportion of adolescent girls and women age 15–49, who used menstrual materials, had a private place to wash and change, and participated in work, school and social activities during their last period, by residence, wealth quintile, age and disability, selected MICS surveys, 2016–2022 (%)

## Ongoing development of indicators for national and global monitoring of menstrual health

Menstrual health is a broad term that includes various factors that influence the experience of those who menstruate, as defined by the Terminology Action Group of the Global Menstrual Collective in 2021.<sup>28</sup> This new definition reflects a wider range of domains that are critical to menstrual health (including discomfort and a supportive environment), in addition to materials and facilities that have been more commonly monitored to date. As noted in a recent review of countries in East Asia and the Pacific, monitoring of menstrual health has often focused on what is provided to those who menstruate, rather than their experiences and needs.<sup>29</sup> The new definition has informed ongoing development of menstrual health indicators, including a priority list for monitoring girls' menstrual health and hygiene,<sup>30</sup> and updated JMP indicators for household surveys (Table 4).<sup>31</sup>

<sup>28</sup> Hennegan J, Winkler IT, Bobel C, Keiser D, Hampton J, Larsson G, et al. Menstrual health: a definition for policy, practice, and research. *Sexual and Reproductive Health Matters*. 2021;29(1):31-8. doi:10.1080/26410397.2021.1911618.

<sup>29</sup> Head A, Huggett C, Chea P, Suttor H, Yamakoshi B, Hennegan J. *Menstrual Health in East Asia and the Pacific: Regional Progress Review*. Bangkok; United Nations Children's Fund, Burnet Institute and WaterAid, Bangkok; 2023. <<https://www.unicef.org/eap/media/13341/file/MenstrualHealthreport.pdf>>

<sup>30</sup> Global MHH Monitoring Group. *Priority List of Indicators for Girls' Menstrual Health and Hygiene: Technical Guidance for National Monitoring*. New York; Columbia University; 2022 <<https://www.publichealth.columbia.edu/file/8002/download?token=AViwoc5e>>.

<sup>31</sup> UNICEF and WHO. *Proposed questions on menstrual health for inclusion in household survey questionnaires for individual women – zero draft*. December 2022. <<https://washdata.org/reports/proposed-questions-menstrual-health-household-surveys-dec-2022>>

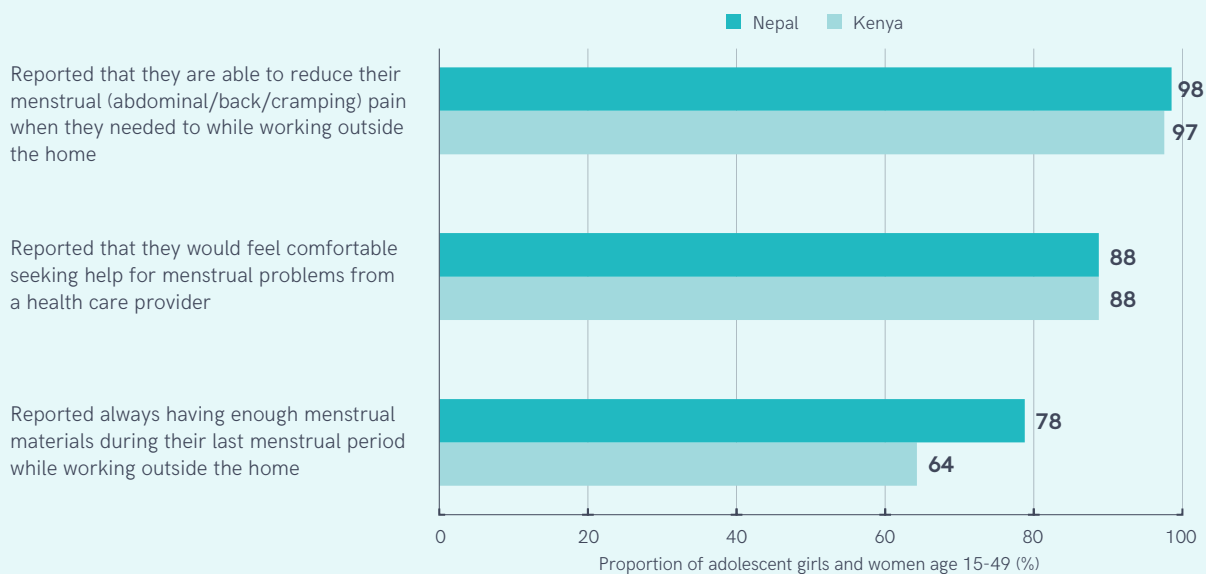
The proposed indicators aim to cover elements from previous household surveys (such as those included in this report), while also addressing emerging elements on unmet material needs, menstrual pain and social support. They are based on questions used in previous surveys, including for other settings, such as the USAID 2021 survey of women in workplaces in Kenya and Nepal, which is one of the few surveys to include questions on discomfort, supportive environment and quantity of materials (Figure 100).<sup>32</sup> Based on previous data, most women in Kenya and Nepal use menstrual materials but this survey suggests that many of these women did not have enough materials to change them whenever they wanted. While nearly all women reported that they were able to reduce menstrual pain when they needed, more than one in ten respondents in both countries said they would not feel comfortable seeking help from a health care provider for menstrual health problems.

<sup>32</sup> USAID. *Advancement of Metrics for Menstrual Hygiene Management in the Workplace: Final Report*. Washington, DC, USAID Water, Sanitation, and Hygiene Partnerships and Learning for Sustainability (WASHPaLS) Project; 2021 <[https://www.globalwaters.org/sites/default/files/washpals\\_mhh\\_metrics\\_report\\_final\\_jan2022\\_1.27\\_final\\_1.pdf](https://www.globalwaters.org/sites/default/files/washpals_mhh_metrics_report_final_jan2022_1.27_final_1.pdf)>.

| DOMAIN                          | PROPORTION OF WOMEN AGE 15-49 WHO HAVE MENSTRUATED IN THE PAST YEAR WHO:  |
|---------------------------------|---|
| <b>Materials</b>                | reported having enough menstrual materials throughout their last menstrual period;                                      |
| <b>Facilities</b>               | had a private place to change their menstrual materials at home;  |
| <b>Knowledge</b>                | knew about menstruation before their first menstrual period;  |
| <b>Discomfort/ disorders</b>    | were able to reduce their menstrual (menstruation-related) pain during their last menstrual period when they needed to; |
| <b>Supportive environment</b>   | would feel comfortable seeking help for menstrual problems from a health care provider; and                             |
| <b>Menstrual health impacts</b> | did not have trouble participating in school, paid work or social activities due to their last menstrual period.        |

**TABLE 4** Indicators proposed by the JMP-convened global expert group on monitoring menstrual health

## A fifth of women in Nepal and a third of women in Kenya did not always have enough menstrual materials while working outside the home during their last period



**FIGURE 100**

Proportion of women able to reduce pain, who felt comfortable seeking help from a health care provider, and always had enough menstrual materials while working outside the home during their last period, USAID workplace surveys in Nepal and Kenya, 2021 (%)

**Note:** Subnational surveys focused on women in the workplace





## 6 Annexes

### ANNEX 1 Methods

Since it was established in 1990, the WHO/UNICEF Joint Monitoring Programme for Water Supply, Sanitation and Hygiene (JMP) has been instrumental in developing global norms to benchmark progress on drinking water, sanitation and hygiene, and has produced regular progress updates on country, regional and global trends. The JMP is responsible for global monitoring of Sustainable Development Goal (SDG) targets related to WASH and collaborates with other custodian agencies through the

UN-Water Integrated Monitoring Initiative for SDG 6 (IMI-SDG6).

The JMP regularly convenes expert task forces to provide technical advice on specific issues and methodological challenges related to WASH monitoring, and has established a Strategic Advisory Group to provide independent advice on the continued development of the global monitoring programme. The JMP works with a wide range of WASH sector stakeholders to progressively improve

the availability and quality of national data on WASH services, and on disaggregations to highlight inequalities.<sup>33</sup>

The following is a brief summary of the JMP methodology used for the 2023 progress update.<sup>34</sup> Methodological refinements since the 2021 progress update are listed in Box A1.

<sup>33</sup> For further details on how the JMP works, see: <<https://washdata.org/how-we-work/about-jmp>>.

<sup>34</sup> WHO and UNICEF. JMP Methodology: 2017 update and SDG baselines. 2017. <<https://washdata.org/reports/jmp-methodology-2017-update>>.

## Refinements to JMP methods in the 2023 update

1. Increase in number of datasets used to generate estimates, from 4426 to 5340.
2. Refinement and standardization of method for producing regional aggregates (see below).
3. Shift in terminology from 'national' to 'total'. JMP estimates are produced for countries, areas and territories. Estimates representative of entire populations within those areas have been called 'national estimates' in previous reports, but are now called 'total estimates', to better reflect that some of these estimates apply to areas and territories rather than to nations and countries.
4. Presentation of national statistics for a subset of countries with harmonized survey data available on gender-responsive and gender-specific indicators of inequalities in WASH services.

### DATA COLLECTION AND VALIDATION

JMP estimations begin with the compilation of official data sources that contain information about household drinking water, sanitation and hygiene services within a country, area or territory. The JMP has also expanded its databases to incorporate harmonized indicators on menstrual health which are increasingly included in household surveys.

The biennial data collection cycle for JMP household estimates begins in the fourth quarter of an even year and estimates are published in the second quarter of the following year. The data search involves systematically visiting the websites of national statistical offices, key sector institutions, such as ministries of water and sanitation, and regulators of WASH services. Other regional and global databases are also reviewed for new datasets. UNICEF and WHO regional and country offices provide support to identify newly

available datasets in consultation with relevant authorities.

The JMP maintains Excel country files for each of the 234 countries, areas and territories for which population data are available.<sup>35</sup> These files provide a list of the data sources available to the JMP and show how individual data inputs have been used to generate internationally comparable estimates. Before publication, draft estimates are circulated to WHO and UNICEF country offices for a two-month period for technical consultation and feedback from relevant authorities.<sup>36</sup>

The primary purpose of global monitoring is to generate internationally comparable estimates that can be used to benchmark and compare progress across countries. The JMP uses a standard methodology to generate estimates for all countries.

<sup>35</sup> JMP country files can be downloaded from <<https://washdata.org/data/downloads#>>.

<sup>36</sup> For further details on JMP country consultations, see: <<https://washdata.org/how-we-work/jmp-country-consultation>>.

These sometimes differ from national statistics, which may use different definitions and/or methods.<sup>37</sup> The purpose of the consultation is not to compare JMP and national statistics on WASH coverage, but to review the completeness or correctness of the datasets in the JMP country file and verify the interpretation of national data in the JMP estimates.

<sup>37</sup> The JMP produces modelled estimates based on a regression of all available data points, whereas national statistics are often based on the most recent data point from a single data source. JMP uses standardized population estimates produced by the United Nations Population Division which may differ from national figures.



## JMP DEFINITIONS

While compiling all relevant data from official national sources, the populations using different types of drinking water and sanitation infrastructure are classified as using **improved** and **unimproved** facilities, or no facilities at all (Table A1.1). Improved drinking water sources are those that have the potential to deliver safe water by nature of their design and construction, while improved sanitation facilities are those designed to hygienically separate excreta from human contact.

Data are also collected on the level of service households

receive. These are used to subdivide the population using improved facilities into those with safely managed, basic or limited drinking water and sanitation services. In addition, data are collected on the availability of handwashing facilities with soap and water at home, which are used to categorize populations as having basic, limited or no handwashing services.

## DATA SOURCES AND COVERAGE

The JMP global database includes data sources such as censuses, household surveys and administrative data; secondary datasets compiled by international

or regional initiatives (for example, European Protocol on Water and Health, Statistical Office of the European Union and the International Benchmarking Network); studies conducted by research institutes; and technical information received during country consultations.

The 2023 JMP update drew on a total of 7894 distinct data sources, 5340 of which were used to produce estimates (Figure A1.1). Similar numbers of datasets were used for drinking water services (n=3894) and sanitation services (n=3831), but there were comparatively few datasets with information on hygiene (n=269) and menstrual health (n=61).

|                       | DRINKING WATER  | SANITATION   |
|-----------------------|---|--|
| IMPROVED FACILITIES   | <p><b>Piped supplies</b></p> <ul style="list-style-type: none"> <li>• Tap water in the dwelling, yard or plot, including piped to a neighbour</li> <li>• Public taps or standpipes</li> </ul> <p><b>Non-piped supplies</b></p> <ul style="list-style-type: none"> <li>• Boreholes/tubewells</li> <li>• Protected wells and springs</li> <li>• Rainwater</li> <li>• Packaged water, including bottled water and sachet water</li> <li>• Delivered water, including tanker trucks and small carts/tank/drum</li> <li>• Water kiosk</li> </ul> | <p><b>Networked sanitation</b></p> <ul style="list-style-type: none"> <li>• Flush and pour-flush toilets connected to sewers</li> </ul> <p><b>On-site sanitation</b></p> <ul style="list-style-type: none"> <li>• Flush and pour-flush toilets or latrines connected to septic tanks or pits</li> <li>• Ventilated improved pit (VIP) latrines</li> <li>• Pit latrines with slabs (constructed from materials that are durable and easy to clean)</li> <li>• Composting toilets, including twin pit latrines with slabs and container-based systems</li> </ul> |
| UNIMPROVED FACILITIES | <p><b>Non-piped supplies</b></p> <ul style="list-style-type: none"> <li>• Unprotected wells and springs</li> </ul>  | <p><b>Networked sanitation</b></p> <ul style="list-style-type: none"> <li>• Flush and pour-flush toilets flushed to open drain or elsewhere*</li> </ul> <p><b>On-site sanitation</b></p> <ul style="list-style-type: none"> <li>• Flush and pour-flush toilets or latrines flushed to open drain or elsewhere*</li> <li>• Pit latrines without slabs</li> <li>• Open pits</li> <li>• Hanging toilets/latrines</li> <li>• Bucket latrines, including pans, trays or other unsealed containers</li> </ul>  |
| NO FACILITY           | <p><b>Surface water</b></p> <ul style="list-style-type: none"> <li>• Open water sources located above ground including rivers, lakes, ponds, streams, canals, reservoirs and irrigation channels</li> </ul>   | <p><b>Open defecation</b></p> <ul style="list-style-type: none"> <li>• Defecation in the bush, field or ditch</li> <li>• Defecation into surface water, including beaches, rivers, streams, drainage channels or the sea</li> </ul>  |

**TABLE A1.1** JMP classification of improved and unimproved facility types

\* A survey response of 'Flush/pour-flush to elsewhere' suggests that excreta are not being discharged into a sewer, septic tank or pit latrine but into the local environment, and that the facility should therefore be classified as unimproved.

## Data sources used for the JMP 2023 progress report

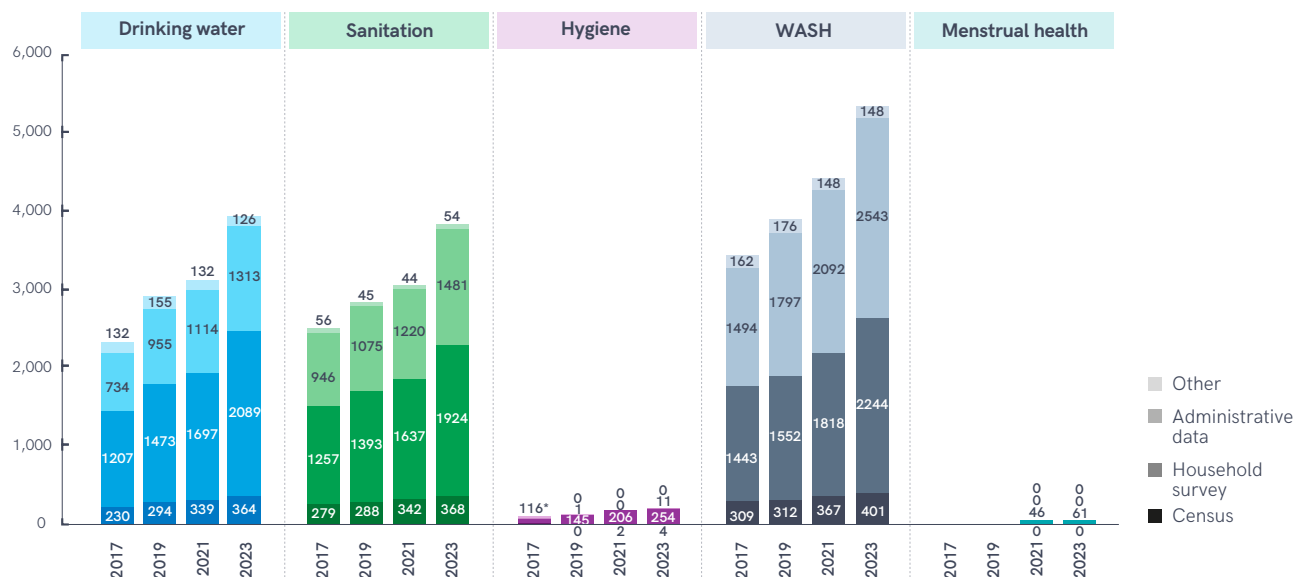


FIGURE (A1.1) Number of data sources used in the JMP 2023 progress report

The population data used in this report, including the proportion of the population living in urban and rural areas, are published by the United Nations Population Division. National populations were taken from the 2022 Revision of World Population Prospects (Standard Projections for estimates up to 2021 and medium variant projections for later years) and represent the total population as of 1 July for the relevant year. The proportion of the population living in urban and rural areas was taken from the 2018 Revision of World Urbanization Prospects.

### DATA DISAGGREGATION

JMP estimates are routinely disaggregated by service level (no service, unimproved, limited, basic, and safely managed services) based on the SDG service ladders presented in the main report. Where possible, estimates are also disaggregated by other relevant

geographic, socio-economic and individual stratifiers of inequality. The JMP global database now includes 'inequalities files' for 108 countries that contain harmonized facility type and service level estimates disaggregated by subnational region and by wealth quintile, where possible, for 450 household surveys from 1997-2020.

**Subnational regions** refer to administrative regions below the national level, such as divisions, provinces, states and regions. Often, the subnational regions available in household surveys correspond to 'admin1' regions, the largest subnational administrative units within a country. Due to the limited number of surveys with disaggregated data available for the same subnational regions, trends were not estimated for this update.

**Wealth quintiles** (richest, rich, middle, poor, poorest) can be calculated based on the set of domestic assets as recorded in household surveys, using Principle Component Analysis. For monitoring inequalities in WASH, the JMP creates customized wealth quintiles based on domestic assets but excluding WASH infrastructure. These calculations are shown in the JMP inequalities files, along with trends produced through JMP regression rules. Data on access to WASH services are typically collected at the household level rather than the individual level, which means it is not possible to routinely analyse intra-household inequalities. However, menstrual health indicators can be disaggregated by the individual characteristics of women and girls age 15-49 (for example, age, functional difficulties, ethnicity, education level).

The JMP seeks to highlight datasets that allow other types of disaggregation. For example, this report presents data from REACH-supported Multi-Sector Needs Assessments of vulnerable populations in emergency settings that can be further disaggregated into displaced and non-displaced populations,<sup>38</sup> as well as Office of the United Nations High Commissioner for Refugees (UNHCR) data on WASH services in refugee camps.<sup>39</sup>

## DATA ANALYSIS AND COUNTRY ESTIMATES

For each country, the JMP develops estimates for WASH indicators by fitting regression lines to the collected data inputs, using data from 2000 onwards. If a country has only one data point or two data points less than five years apart, the JMP creates estimates using a simple average that is extended for four years beyond the most recent data point. If there are two or more data points, covering a span of at least five years, the JMP applies linear regression with extrapolation for up to two years forwards and backwards from the last data point, and extends estimates for up to four more years.<sup>40</sup>

Ordinary least squares regression is used to estimate the proportion of the population using improved drinking water sources, as well as the population collecting drinking water directly from surface

water sources. The population using unimproved drinking water sources is calculated by difference. Similarly, linear regressions estimate the proportion of the population using improved sanitation facilities (including shared facilities), and the proportion of the population practising open defecation, with the population using unimproved sanitation facilities calculated by difference. Separate linear regressions are made for specific types of improved facilities: piped drinking water, sewer connections and septic tanks. The remaining population using improved facilities is classed as using non-piped improved water sources, or latrines and other improved sanitation facilities.

Additional regressions are made to distinguish between basic and limited drinking water and sanitation services. The population that shares an improved sanitation facility is subtracted from the trend estimates of the population using improved sanitation facilities to produce the estimate of the population using at least **basic sanitation** services. Likewise, trends are estimated for the proportion of the population using improved drinking water sources requiring more than 30 minutes for collection. These are subtracted from the trend estimates of improved drinking water sources to generate estimates of the population using at least **basic drinking water** services.<sup>41</sup>

Linear regression is used to estimate **basic handwashing** services, drawing on data on the population observed to have handwashing facilities with soap and water at home.

Where possible, separate regressions are made for urban and rural areas, and the resulting population estimates are combined to generate total estimates for basic services.

While the data required to estimate basic drinking water, sanitation and hygiene services are readily available for most countries, the JMP has not been able to find sufficient data to estimate safely managed drinking water and sanitation services in all countries, and sometimes data are not representative of entire populations. The JMP only makes country-level estimates if data are available for at least 50% of the relevant population.

To calculate **safely managed drinking water** services, the JMP uses linear regression to separately estimate the proportion of improved drinking water sources used that are:

- accessible on premises, and
- available when needed, and
- free from contamination.

These values are multiplied by the proportion of the population using improved drinking water sources to estimate the populations using improved water sources that are accessible on premises, available when needed and free from contamination. The JMP then uses the minimum of these three values to estimate

<sup>38</sup> REACH Resource Centre. Multi-sector assessments. <[www.reachresourcecentre.info/theme/multi-sector-assessments](http://www.reachresourcecentre.info/theme/multi-sector-assessments)>.

<sup>39</sup> UNHCR. WASH Indicators Dashboard. <<https://wash.unhcr.org/dashboard/>>.

<sup>40</sup> WHO and UNICEF. JMP methodology: 2017 update and SDG baselines. 2017. <<https://washdata.org/reports/jmp-methodology-2017-update>>

<sup>41</sup> Since safely managed drinking water and sanitation services meet the criteria for basic services, the statistics on the population with basic services often include the population with safely managed services. The JMP uses the term 'at least basic services' to be clear that the statistic refers to populations with either basic or safely managed services.





safely managed drinking water services. Where possible, estimates are produced separately for rural and urban populations and then combined to produce total estimates. Many countries lack data on one or more criteria for safely managed drinking water. The JMP only produces estimates for safely managed drinking water services when data are available on drinking water quality and at least one of the other criteria (accessibility and availability).

To calculate **safely managed sanitation** services, the JMP uses linear regression to estimate the proportion of improved sanitation facilities from which:

- excreta are treated and disposed of in situ, or
- excreta are emptied and treated off-site, or
- wastewater is treated off-site.

These values are multiplied by the proportion of the population using sewer connections or improved on-site sanitation facilities that are not shared, and added together to produce

estimates of the total population using safely managed sanitation services. Many countries lack information on either the treatment of wastewater or the treatment of excreta from on-site sanitation facilities. The JMP only produces total estimates when data are available for the dominant type of sanitation system (sewered or on-site sanitation). If data are available for the dominant but not for the non-dominant type of sanitation system, the JMP assumes that 50% of the non-dominant type of sanitation is safely managed.

## REGIONAL AND GLOBAL ESTIMATES

Regional and global estimates for basic water, sanitation and hygiene services are only reported when data are available for at least 50% of the regional or global population. The JMP calculates population-weighted averages for rural and urban areas of each region and assigns these to any countries without a national estimate for the reference year. The JMP does not use these imputed statistics to produce country-level estimates.

In the 2021 and earlier reports, regional population-weighted averages of M49 subregions (n=22)<sup>42</sup> were used to impute missing values for water and sanitation variables, while M49 regions (n=7) were used to impute missing values for hygiene variables, since some M49 subregions had no hygiene estimates at all. In the 2023 report, an iterative approach was applied to all water, sanitation and hygiene variables:

1. If any estimates were available within an M49 subregion, the subregion average was used for imputation.
2. If estimates were available at the regional but not subregion level, the M49 regional average was used.
3. If no estimates were available for any country or territory in the M49 region, the global average was used for imputation.

For example, none of the five countries and territories in the M49 region of Northern America had data on basic hygiene, so the global average was used to

impute values for these countries and territories. This change in methodology has only very minor impacts on the regional and global estimates, which are not published unless actual data are available from a sufficient proportion of the regional or global population.

Populations using basic, limited, unimproved and no services are then summed for each regional grouping (see Annex 2 for regional groupings used in this report), and population-weighted rural and urban estimates are combined to calculate the regional and global populations with each level of service. An equivalent approach is taken for facility types (sewer, septic tank, latrine; piped, non-piped improved), with estimates weighted by the population using improved drinking water and sanitation facilities rather than the total population.

Regional and global estimates for individual elements of safely managed services are calculated by summing up country-level estimates (including imputed estimates for countries lacking data), if actual data are available for at least 30% of the relevant population.

The three criteria for **safely managed drinking water services** are calculated as weighted averages among the urban, rural and national populations, provided that data are available for at least 30% of the regional population using improved drinking water. These ratios are then multiplied by the proportion of the population using improved drinking water in each region. Following the approach taken for countries, the proportion of the population using safely managed drinking water services is then calculated at regional and global levels by taking a minimum of the three criteria for urban and rural areas.

For **safely managed sanitation services**, regional estimates are calculated based on the populations using sewer connections or improved on-site sanitation systems (septic tanks, latrines and other improved facilities). Estimates are only calculated where data are available for at least 30% of the population using the dominant form of sanitation (sewer connections or on-site sanitation). The population using sewer connections is used to



<sup>42</sup> See <https://unstats.un.org/unsd/methodology/m49/overview/> for lists of M49 regions and sub-regions.

weight estimates of the proportion of wastewater treated, while the population using on-site facilities is used to weight estimates of excreta disposed of in situ. Data are currently insufficient to allow regional or global estimates to be made for the proportion of people using on-site sanitation

facilities with excreta emptied and treated off-site.

Regional and global estimates of the population using safely managed sanitation services are calculated by adding together the populations with wastewater treated and excreta disposed of

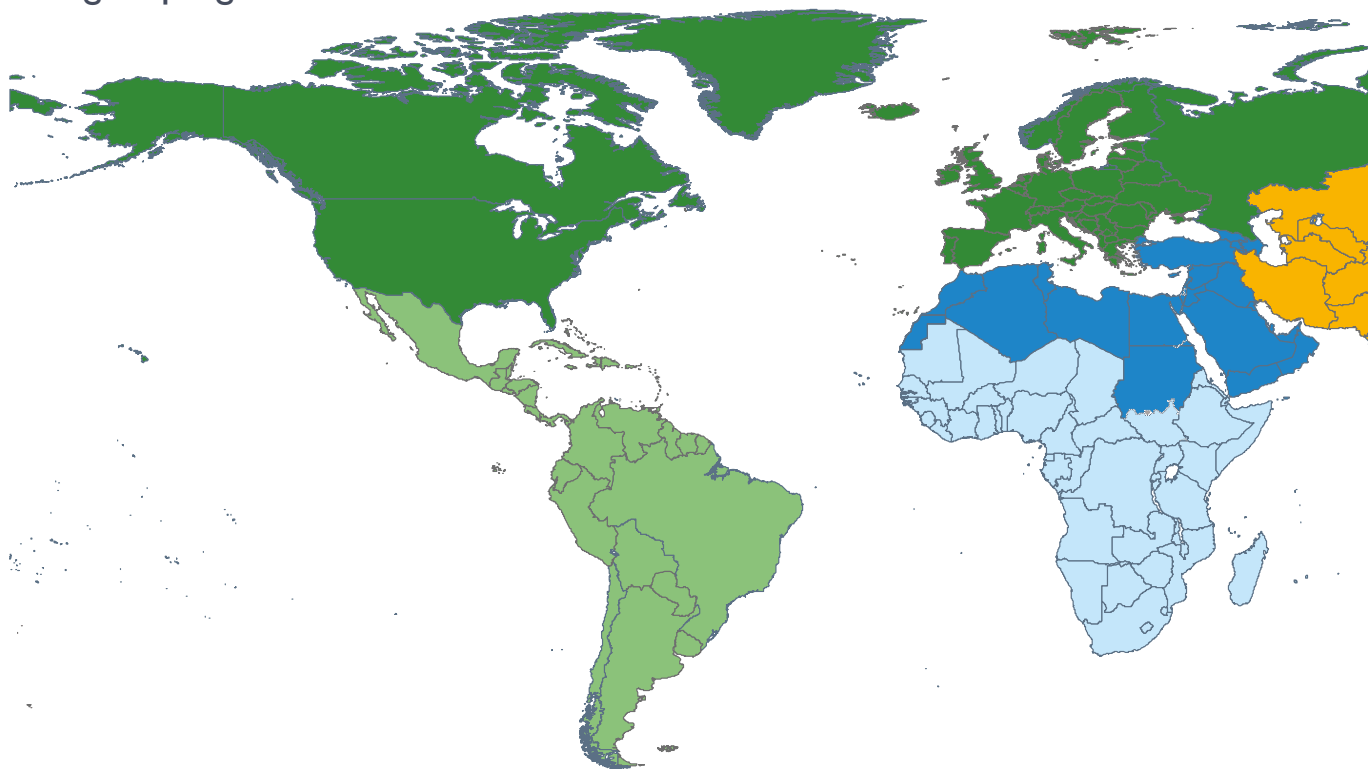
in situ for rural and urban areas. Where data coverage is below 30% for the non-dominant form of sanitation, estimates are based only on the dominant form of sanitation. Regional and global totals are calculated by weighted averages from rural and urban areas where data permit.

|                  |  |
|------------------|--|
| CROSS-CUTTING    | <ul style="list-style-type: none"> <li>• JMP website: <a href="https://washdata.org/">https://washdata.org/</a></li> <li>• JMP reports: <a href="https://washdata.org/reports">https://washdata.org/reports</a></li> <li>• JMP data: <a href="https://washdata.org/data">https://washdata.org/data</a></li> <li>• JMP country files and inequalities files: <a href="https://washdata.org/data/downloads#">https://washdata.org/data/downloads#</a></li> <li>• JMP methodology for WASH in households: <a href="https://washdata.org/reports/jmp-methodology-2017-update">https://washdata.org/reports/jmp-methodology-2017-update</a></li> <li>• Core questions on drinking water, sanitation and hygiene for household surveys: 2018 update: <a href="https://washdata.org/reports/jmp-2018-core-questions-household-surveys">https://washdata.org/reports/jmp-2018-core-questions-household-surveys</a></li> <li>• The measurement and monitoring of water supply, sanitation and hygiene (WASH) affordability: a missing element of monitoring of Sustainable Development Goal (SDG) Targets 6.1 and 6.2: <a href="https://washdata.org/reports/unicef-who-2021-affordability-wash-services-full">https://washdata.org/reports/unicef-who-2021-affordability-wash-services-full</a></li> <li>• A comprehensive set of tools guide survey teams through every step of the MICS process - including survey questions, snapshots and manuals for WASH: <a href="https://mics.unicef.org/tools">https://mics.unicef.org/tools</a></li> </ul> |
| DRINKING WATER   | <ul style="list-style-type: none"> <li>• Integrating water quality testing into household surveys: <a href="https://washdata.org/report/jmp-2020-water-quality-testing-household-surveys">https://washdata.org/report/jmp-2020-water-quality-testing-household-surveys</a></li> <li>• WHO Guidelines for Drinking Water Quality, 4th edition, incorporating the 1st and 2nd addenda: <a href="https://www.who.int/teams/environment-climate-change-and-health/water-sanitation-and-health/water-safety-and-quality/drinking-water-quality-guidelines">https://www.who.int/teams/environment-climate-change-and-health/water-sanitation-and-health/water-safety-and-quality/drinking-water-quality-guidelines</a></li> <li>• Bain et al. Monitoring drinking water quality in nationally representative household surveys in low and middle-income countries: cross-sectional analysis of 27 Multiple Indicator Cluster Surveys, 2014-2020. 2021: <a href="https://doi.org/10.1289/EHP8459">https://doi.org/10.1289/EHP8459</a></li> </ul>  |
| SANITATION       | <ul style="list-style-type: none"> <li>• WHO. Guidelines on sanitation and health. 2018: <a href="https://www.who.int/teams/environment-climate-change-and-health/water-sanitation-and-health/sanitation-safety/guidelines-on-sanitation-and-health">https://www.who.int/teams/environment-climate-change-and-health/water-sanitation-and-health/sanitation-safety/guidelines-on-sanitation-and-health</a></li> <li>• WHO. Ending the neglect to attain the Sustainable Development Goals: a global strategy on water, sanitation and hygiene to combat neglected tropical diseases, 2021-2030. 2021: <a href="https://www.who.int/teams/environment-climate-change-and-health/water-sanitation-and-health/burden-of-disease/wash-and-neglected-tropical-diseases">https://www.who.int/teams/environment-climate-change-and-health/water-sanitation-and-health/burden-of-disease/wash-and-neglected-tropical-diseases</a></li> </ul>   |
| HYGIENE SERVICES | <ul style="list-style-type: none"> <li>• Ram, P. et al. Practical guidance on measuring hand hygiene behaviour. WSP. 2013: <a href="https://www.wsp.org/sites/wsp.org/files/publications/WSP-Practical-Guidance-Measuring-Handwashing-Behavior-2013-Update.pdf">https://www.wsp.org/sites/wsp.org/files/publications/WSP-Practical-Guidance-Measuring-Handwashing-Behavior-2013-Update.pdf</a></li> <li>• Hand Hygiene for All Global Initiative: <a href="https://www.who.int/initiatives/hand-hygiene-for-all-global-initiative">https://www.who.int/initiatives/hand-hygiene-for-all-global-initiative</a></li> </ul>   |
| MENSTRUAL HEALTH | <ul style="list-style-type: none"> <li>• UNICEF. Guidance for monitoring menstrual health and hygiene. 2020: <a href="https://washdata.org/reports/unicef-2020-guidance-monitoring-mhh-v1">https://washdata.org/reports/unicef-2020-guidance-monitoring-mhh-v1</a></li> <li>• The Global Menstrual Collective: <a href="http://www.globalmenstrualcollective.org">http://www.globalmenstrualcollective.org</a></li> <li>• Hennegan J, Winkler IT, Bobel C, Keiser D, Hampton J, Larsson G, et al. Menstrual health: a definition for policy, practice, and research. Sexual and Reproductive Health Matters. 2021;29(1):31-8. doi:10.1080/26410397.2021.1911618</li> <li>• Proposed questions on menstrual health for inclusion in household survey questionnaires for individual women - zero draft, December 2022: <a href="https://washdata.org/reports/proposed-questions-menstrual-health-household-surveys-dec-2022">https://washdata.org/reports/proposed-questions-menstrual-health-household-surveys-dec-2022</a>.</li> </ul>   |

TABLE A1.2 Useful sources for detailed information on JMP definitions and methods

## ANNEX 2

### Regional groupings



#### SUSTAINABLE DEVELOPMENT GOALS: REGIONAL GROUPINGS<sup>43</sup>

##### **AUSTRALIA AND NEW ZEALAND:**

Australia, New Zealand.

**CENTRAL ASIA AND SOUTHERN ASIA:** Afghanistan, Bangladesh, Bhutan, India, Iran (Islamic Republic of), Kazakhstan, Kyrgyzstan, Maldives, Nepal, Pakistan, Sri Lanka, Tajikistan, Turkmenistan, Uzbekistan.

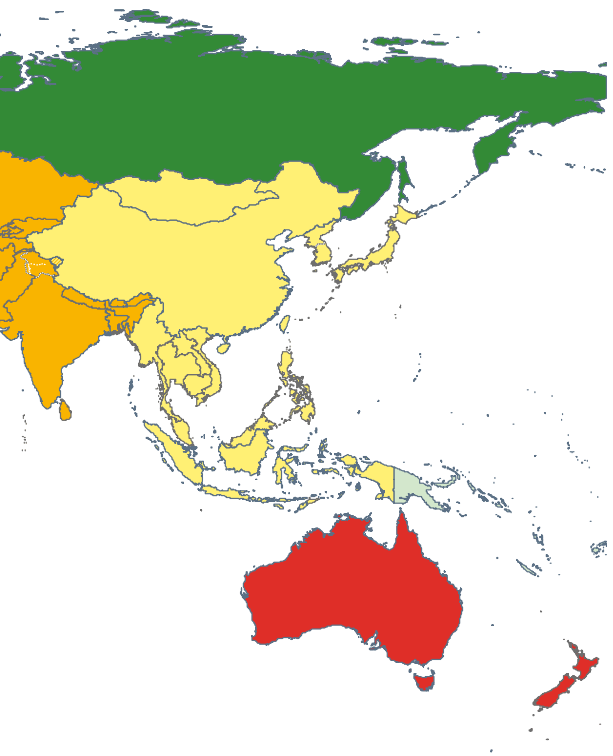
**EASTERN ASIA AND SOUTH-EASTERN ASIA:** Brunei Darussalam, Cambodia, China (Hong Kong Special Administrative Region), China (Macao Special Administrative Region), Democratic People's Republic of Korea, Indonesia, Japan, Lao People's Democratic Republic, Malaysia, Myanmar, Mongolia, Philippines, Republic of Korea, Singapore, Thailand, Timor-Leste, Viet Nam.

**EUROPE AND NORTHERN AMERICA:** Albania, Andorra, Austria, Belarus, Belgium, Bosnia and Herzegovina, Bermuda, Bulgaria, Canada, Channel Islands, Croatia, Czechia, Denmark, Estonia, Faroe Islands, Finland, France, Germany, Gibraltar, Greece, Greenland, Holy See, Hungary, Ireland, Iceland, Isle of Man, Italy, Latvia, Liechtenstein, Lithuania, Luxembourg, Malta, Monaco, Montenegro,

Netherlands (Kingdom of the), North Macedonia, Norway, Poland, Portugal, Republic of Moldova, Romania, Russian Federation, San Marino, Saint Pierre and Miquelon, Serbia, Slovakia, Slovenia, Spain, Sweden, Switzerland, Ukraine, United Kingdom of Great Britain and Northern Ireland, United States of America.

**LATIN AMERICA AND THE CARIBBEAN:** Anguilla, Antigua and Barbuda, Argentina, Aruba, Bahamas, Barbados, Belize, Bolivia (Plurinational State of), Bonaire, Sint Eustatius and Saba, Brazil, British Virgin Islands, Cayman Islands, Chile, Colombia, Costa Rica, Cuba, Curaçao, Dominica, Dominican Republic, Ecuador, El Salvador, Falkland Islands (Malvinas), French Guiana, Guadeloupe, Grenada, Guatemala, Guyana, Haiti, Honduras, Jamaica, Martinique, Mexico, Montserrat, Nicaragua, Panama, Paraguay, Peru, Puerto Rico, Saint Barthélemy, Saint Kitts and Nevis, Saint Lucia, Saint Martin (French part), Saint Vincent and the Grenadines, Sint Maarten (Dutch part), Suriname, Trinidad and Tobago, Turks and Caicos Islands, United States Virgin Islands, Uruguay, Venezuela (Bolivarian Republic of).

<sup>43</sup> SDG regional groupings, as well as classifications of landlocked developing countries, least developed countries and small island developing states, come from United Nations Statistics Division <<https://unstats.un.org/sdgs/indicators/regional-groups/>>. Fragile contexts are taken from OECD <https://www.oecd.org/dac/states-of-fragility-fa5a6770-en.htm> (2022 grouping as of March 2023). This report also uses income categories as classified by the World Bank (fiscal year 2023): <https://datahelpdesk.worldbank.org/knowledgebase/articles/906519-world-bank-country-and-lending-groups>.



**NORTHERN AFRICA AND WESTERN ASIA:** Algeria, Armenia, Azerbaijan, Bahrain, Cyprus, Egypt, Georgia, Iraq, Israel, Jordan, Kuwait, Lebanon, Libya, Morocco, Oman, Qatar, Saudi Arabia, State of Palestine<sup>44</sup>, Sudan, Syrian Arab Republic, Tunisia, Türkiye, United Arab Emirates, Western Sahara, Yemen.

**OCEANIA (EXCLUDING AUSTRALIA AND NEW ZEALAND):** American Samoa, Cook Islands, Fiji, French Polynesia, Guam, Kiribati, Marshall Islands, Micronesia (Federated States of), Nauru, New Caledonia, Niue, Northern Mariana Islands, Palau, Papua New Guinea, Samoa, Solomon Islands, Tokelau, Tonga, Tuvalu, Vanuatu, Wallis and Futuna Islands.

**SUB-SAHARAN AFRICA:** Angola, Benin, Botswana, Burkina Faso, Burundi, Cabo Verde, Cameroon, Central African Republic, Chad, Comoros, Congo, Côte d'Ivoire, Democratic Republic of the Congo, Djibouti, Equatorial Guinea, Eritrea, Eswatini, Ethiopia, Gabon, Gambia, Ghana, Guinea, Guinea-Bissau, Kenya, Lesotho, Liberia, Madagascar, Malawi, Mali, Mauritania, Mauritius, Mayotte, Mozambique, Namibia, Niger, Nigeria, Réunion, Rwanda, Saint Helena, Sao Tome and Principe, Senegal, Seychelles, Sierra Leone, Somalia, South Africa, South Sudan, Togo, Uganda, United Republic of Tanzania, Zambia, Zimbabwe.

## OTHER REGIONAL GROUPINGS

### LANDLOCKED DEVELOPING COUNTRIES (LLDCS):

Afghanistan, Armenia, Azerbaijan, Bhutan, Bolivia (Plurinational State of), Botswana, Burkina Faso, Burundi, Central African Republic, Chad, Eswatini, Ethiopia, Kazakhstan, Kyrgyzstan, Lao People's Democratic Republic, Lesotho, Malawi, Mali, Mongolia, Nepal, Niger, North Macedonia, Paraguay, Republic of Moldova, Rwanda, South Sudan, Tajikistan, Turkmenistan, Uganda, Uzbekistan, Zambia, Zimbabwe.

### LEAST DEVELOPED COUNTRIES (LDCS):

Afghanistan, Angola, Bangladesh, Benin, Bhutan, Burkina Faso, Burundi, Cambodia, Central African Republic, Chad, Comoros, Democratic Republic of the Congo, Djibouti, Eritrea, Ethiopia, Gambia, Guinea, Guinea-Bissau, Haiti, Kiribati, Lao People's Democratic Republic, Lesotho, Liberia, Madagascar, Malawi, Mali, Mauritania, Mozambique, Myanmar, Nepal, Niger, Rwanda, Sao Tome and Principe, Senegal, Sierra Leone, Solomon Islands, Somalia, South Sudan, Sudan, Timor-Leste, Togo, Tuvalu, Uganda, United Republic of Tanzania, Yemen, Zambia.

### SMALL ISLAND DEVELOPING STATES (SIDS):

American Samoa, Anguilla, Antigua and Barbuda, Aruba, Bahamas, Barbados, Belize, Bonaire, Sint Eustatius and Saba, British Virgin Islands, Cabo Verde, Comoros, Cook Islands, Cuba, Curaçao, Dominica, Dominican Republic, Fiji, French Polynesia, Grenada, Guam, Guinea-Bissau, Guyana, Haiti, Jamaica, Kiribati, Maldives, Marshall Islands, Mauritius, Micronesia (Federated States of), Montserrat, Nauru, New Caledonia, Niue, Northern Mariana Islands, Palau, Papua New Guinea, Puerto Rico, Saint Kitts and Nevis, Saint Lucia, Saint Vincent and the Grenadines, Samoa, Sao Tome and Principe, Seychelles, Singapore, Sint Maarten (Dutch part), Solomon Islands, Suriname, Timor-Leste, Tonga, Trinidad and Tobago, Tuvalu, United States Virgin Islands, Vanuatu.

### FRAGILE CONTEXTS (OECD)

Afghanistan, Angola, Bangladesh, Benin, Burkina Faso, Burundi, Cambodia, Cameroon, Central African Republic, Chad, Comoros, Congo, Côte d'Ivoire, Democratic People's Republic of Korea, Democratic Republic of the Congo, Djibouti, Equatorial Guinea, Eritrea, Eswatini, Ethiopia, Gambia, Guatemala, Guinea, Guinea-Bissau, Haiti, Honduras, Iran (Islamic Republic of), Iraq, Kenya, Lao People's Democratic Republic, Lesotho, Liberia, Libya, Madagascar, Mali, Mauritania, Mozambique, Myanmar, Nicaragua, Niger, Nigeria, Pakistan, Papua New Guinea, Sierra Leone, Solomon Islands, Somalia, South Sudan, State of Palestine, Sudan, Syrian Arab Republic, Tajikistan, United Republic of Tanzania, Timor-Leste, Togo, Turkmenistan, Uganda, Venezuela (Bolivarian Republic of), Yemen, Zambia, Zimbabwe.

<sup>44</sup> WHO reports refer to 'occupied Palestinian territory, including east Jerusalem'

## ANNEX 3

### Drinking water estimates

| COUNTRY, AREA OR TERRITORY | Year | Population (thousands) |         | RURAL          |                             |            |               |   | URBAN          |                             |            |               |   | TOTAL          |                             |            |               |   |
|----------------------------|------|------------------------|---------|----------------|-----------------------------|------------|---------------|---|----------------|-----------------------------|------------|---------------|---|----------------|-----------------------------|------------|---------------|---|
|                            |      | Population (thousands) | % urban | At least basic | Limited (more than 30 mins) | Unimproved | Surface water | Annual rate of change in at least basic | At least basic | Limited (more than 30 mins) | Unimproved | Surface water | Annual rate of change in at least basic | At least basic | Limited (more than 30 mins) | Unimproved | Surface water | Annual rate of change in at least basic |
|                            |      |                        |         |                |                             |            |               |   |                |                             |            |               |   |                |                             |            |               |   |
| Afghanistan                | 2015 | 33 753                 | 25      | 55             | 4                           | 25         | 16            | 2.56                                    | 84             | 3                           | 10         | 2             | 2.02                                    | 62             | 4                           | 21         | 12            | 2.49                                    |
|                            | 2022 | 41 129                 | 27      | 76             | 1                           | 14         | 8             |   | 99             | 1                           | <1         | <1            |   | 82             | 1                           | 10         | 6             |   |
| Albania                    | 2015 | 2 882                  | 57      | 91             | 5                           | 4          | <1            | 0.62                                    | 95             | 2                           | 2          | <1            | 0.04                                    | 93             | 4                           | 3          | <1            | 0.40                                    |
|                            | 2022 | 2 842                  | 64      | 94             | 2                           | 4          | <1            |   | 96             | 2                           | 3          | <1            |   | 95             | 2                           | 3          | <1            |   |
| Algeria                    | 2015 | 39 543                 | 71      | 88             | 9                           | 3          | <1            | 0.32                                    | 95             | 4                           | <1         | <1            | 0.09                                    | 93             | 5                           | 1          | <1            | 0.22                                    |
|                            | 2022 | 44 903                 | 75      | 90             | 9                           | <1         | <1            |   | 96             | 4                           | <1         | <1            |   | 95             | 5                           | <1         | <1            |   |
| American Samoa             | 2015 | 51                     | 87      | -              | -                           | -          | -             | -                                       | -              | -                           | -          | -             | -                                       | 99             | <1                          | 1          | <1            | -                                       |
|                            | 2021 | 45                     | 87      | -              | -                           | -          | -             | -                                       | -              | -                           | -          | -             | -                                       | >99            | <1                          | <1         | <1            | -                                       |
| Andorra                    | 2015 | 72                     | 88      | >99            | <1                          | <1         | <1            | 0.00                                    | >99            | <1                          | <1         | <1            | 0.00                                    | >99            | <1                          | <1         | <1            | 0.00                                    |
|                            | 2022 | 80                     | 88      | >99            | <1                          | <1         | <1            |   | >99            | <1                          | <1         | <1            |   | >99            | <1                          | <1         | <1            |   |
| Angola                     | 2015 | 28 128                 | 63      | 27             | 10                          | 22         | 42            | 0.30                                    | 70             | 12                          | 15         | 3             | 0.49                                    | 54             | 11                          | 17         | 17            | 0.75                                    |
|                            | 2022 | 35 589                 | 68      | 28             | 9                           | 23         | 41            |   | 72             | 10                          | 18         | <1            |   | 58             | 9                           | 19         | 14            |   |
| Anguilla                   | 2015 | 15                     | 100     | -              | -                           | -          | -             | -                                       | 97             | <1                          | 3          | <1            | -                                       | 97             | <1                          | 3          | <1            | -                                       |
|                            | 2022 | 16                     | 100     | -              | -                           | -          | -             | -                                       | -              | -                           | -          | -             | -                                       | -              | -                           | -          | -             | -                                       |
| Antigua and Barbuda        | 2015 | 90                     | 25      | 98             | <1                          | 1          | <1            | -                                       | 98             | <1                          | 1          | <1            | -                                       | 98             | <1                          | 1          | <1            | -                                       |
|                            | 2022 | 94                     | 24      | 98             | <1                          | 1          | <1            | -                                       | 98             | <1                          | 1          | <1            | -                                       | 98             | <1                          | 1          | <1            | -                                       |
| Argentina                  | 2015 | 43 257                 | 92      | 93             | <1                          | 3          | 4             | -                                       | >99            | <1                          | <1         | <1            | 0.05                                    | 99             | <1                          | <1         | <1            | -                                       |
|                            | 2022 | 45 510                 | 92      | -              | -                           | -          | -             | -                                       | >99            | <1                          | <1         | <1            |   | -              | -                           | -          | -             | -                                       |
| Armenia                    | 2015 | 2 879                  | 63      | >99            | <1                          | <1         | <1            | 0.50                                    | >99            | <1                          | <1         | <1            | 0.05                                    | >99            | <1                          | <1         | <1            | 0.21                                    |
|                            | 2022 | 2 780                  | 64      | >99            | <1                          | <1         | <1            |   | >99            | <1                          | <1         | <1            |   | >99            | <1                          | <1         | <1            |   |
| Aruba                      | 2015 | 104                    | 43      | -              | -                           | -          | -             | -                                       | -              | -                           | -          | -             | -                                       | 98             | <1                          | 2          | <1            | -                                       |
|                            | 2016 | 105                    | 43      | -              | -                           | -          | -             | -                                       | -              | -                           | -          | -             | -                                       | 98             | <1                          | 2          | <1            | -                                       |
| Australia                  | 2015 | 23 820                 | 86      | >99            | <1                          | <1         | <1            | 0.04                                    | >99            | <1                          | <1         | <1            | 0.01                                    | >99            | <1                          | <1         | <1            | 0.01                                    |
|                            | 2022 | 26 177                 | 86      | >99            | <1                          | <1         | <1            |   | >99            | <1                          | <1         | <1            |   | >99            | <1                          | <1         | <1            |   |
| Austria                    | 2015 | 8 642                  | 58      | >99            | <1                          | <1         | <1            | 0.00                                    | >99            | <1                          | <1         | <1            | 0.00                                    | >99            | <1                          | <1         | <1            | -0.00                                   |
|                            | 2022 | 8 940                  | 59      | >99            | <1                          | <1         | <1            |   | >99            | <1                          | <1         | <1            |   | >99            | <1                          | <1         | <1            |   |
| Azerbaijan                 | 2015 | 9 863                  | 55      | 85             | 2                           | 8          | 5             | 1.83                                    | >99            | <1                          | <1         | <1            | 0.38                                    | 93             | 1                           | 4          | 2             | 1.10                                    |
|                            | 2022 | 10 358                 | 57      | 94             | 2                           | 3          | <1            |   | >99            | <1                          | <1         | <1            |   | 98             | 1                           | 1          | <1            |   |
| Bahamas                    | 2015 | 393                    | 83      | -              | -                           | -          | -             | -                                       | -              | -                           | -          | -             | -                                       | 99             | <1                          | 1          | <1            | -                                       |
|                            | 2019 | 405                    | 83      | -              | -                           | -          | -             | -                                       | -              | -                           | -          | -             | -                                       | 99             | <1                          | 1          | <1            | -                                       |
| Bahrain                    | 2015 | 1 362                  | 89      | -              | -                           | -          | -             | -                                       | -              | -                           | -          | -             | -                                       | >99            | <1                          | <1         | <1            | -0.00                                   |
|                            | 2022 | 1 472                  | 90      | -              | -                           | -          | -             | -                                       | -              | -                           | -          | -             | -                                       | >99            | <1                          | <1         | <1            |   |
| Bangladesh                 | 2015 | 157 830                | 34      | 97             | 1                           | <1         | 1             | 0.21                                    | 98             | 1                           | <1         | <1            | -0.03                                   | 97             | 1                           | <1         | 1             | 0.15                                    |
|                            | 2022 | 171 186                | 40      | 98             | <1                          | <1         | <1            |   | 98             | 2                           | <1         | <1            |   | 98             | 1                           | <1         | <1            |   |
| Barbados                   | 2015 | 278                    | 31      | -              | -                           | -          | -             | -                                       | -              | -                           | -          | -             | -                                       | 98             | <1                          | 1          | <1            | 0.01                                    |
|                            | 2022 | 282                    | 31      | -              | -                           | -          | -             | -                                       | -              | -                           | -          | -             | -                                       | 99             | <1                          | 1          | <1            |   |
| Belarus                    | 2015 | 9 701                  | 77      | 98             | <1                          | 1          | <1            | -0.06                                   | 99             | 1                           | <1         | <1            | 0.07                                    | 98             | 1                           | <1         | <1            | 0.04                                    |
|                            | 2022 | 9 535                  | 80      | 98             | <1                          | 2          | <1            |   | >99            | <1                          | <1         | <1            |   | >99            | <1                          | <1         | <1            |   |
| Belgium                    | 2015 | 11 248                 | 98      | >99            | <1                          | <1         | <1            | 0.00                                    | >99            | <1                          | <1         | <1            | 0.00                                    | >99            | <1                          | <1         | <1            | 0.00                                    |
|                            | 2022 | 11 656                 | 98      | >99            | <1                          | <1         | <1            |   | >99            | <1                          | <1         | <1            |   | >99            | <1                          | <1         | <1            |   |
| Belize                     | 2015 | 360                    | 45      | 96             | 1                           | 3          | <1            | 0.62                                    | >99            | <1                          | <1         | <1            | 0.35                                    | 97             | 1                           | 2          | <1            | 0.50                                    |
|                            | 2022 | 405                    | 46      | 98             | 1                           | <1         | <1            |   | 99             | 1                           | <1         | <1            |   | 98             | 1                           | <1         | <1            |   |
| Benin                      | 2015 | 10 933                 | 46      | 58             | 10                          | 24         | 8             | 0.39                                    | 75             | 5                           | 18         | 2             | -0.14                                   | 66             | 8                           | 21         | 5             | 0.26                                    |
|                            | 2022 | 13 353                 | 50      | 61             | 11                          | 24         | 5             |   | 74             | 5                           | 20         | <1            |   | 67             | 8                           | 22         | 3             |   |
| Bermuda                    | 2015 | 63                     | 100     | -              | -                           | -          | -             | -                                       | >99            | <1                          | <1         | <1            | -0.00                                   | >99            | <1                          | <1         | <1            | -0.00                                   |
|                            | 2022 | 64                     | 100     | -              | -                           | -          | -             | -                                       | >99            | <1                          | <1         | <1            |   | >99            | <1                          | <1         | <1            |   |
| Bhutan                     | 2015 | 743                    | 39      | 97             | 1                           | <1         | 1             | 0.95                                    | 98             | <1                          | <1         | <1            | 0.18                                    | 97             | 1                           | <1         | <1            | 0.76                                    |
|                            | 2022 | 782                    | 44      | 99             | 1                           | <1         | <1            |   | >99            | <1                          | <1         | <1            |   | >99            | <1                          | <1         | <1            |   |

-/- = no estimate. For JMP estimate methods see Annex 1. For unrounded estimates see [www.washdata.org](http://www.washdata.org)

| COUNTRY, AREA OR TERRITORY | Year | RURAL  |                        |                       |                         |       |           | URBAN  |                        |                       |                         |       | TOTAL  |                |                        |                       |                         |       |           |
|----------------------------|------|--|------------------------|-----------------------|-------------------------|-------|-----------|--|------------------------|-----------------------|-------------------------|-------|--|----------------|------------------------|-----------------------|-------------------------|-------|-----------|
|                            |      | Proportion of population using improved water supplies |                        |                       |                         |       |           | Proportion of population using improved water supplies |                        |                       |                         |       | Proportion of population using improved water supplies |                |                        |                       |                         |       |           |
|                            |      | Safely managed   | Accessible on premises | Available when needed | Free from contamination | Piped | Non-piped | Safely managed   | Accessible on premises | Available when needed | Free from contamination | Piped | Non-piped  | Safely managed | Accessible on premises | Available when needed | Free from contamination | Piped | Non-piped |
| Afghanistan                | 2015 | 21   | 25                     | 54                    | 21                      | 11    | 48        | 32   | 68                     | 77                    | 32                      | 35    | 53   | 24             | 36                     | 60                    | 24                      | 17    | 50        |
|                            | 2022 | 28   | 37                     | 70                    | 28                      | 17    | 61        | 36   | 77                     | 89                    | 36                      | 42    | 58   | 30             | 47                     | 75                    | 30                      | 23    | 60        |
| Albania                    | 2015 | -  | 66                     | 68                    | -                       | 73    | 23        | -  | 89                     | 72                    | -                       | 87    | 11   | 71             | 79                     | 71                    | 96                      | 81    | 16        |
|                            | 2022 | -  | 70                     | 68                    | -                       | 76    | 21        | -  | 87                     | 72                    | -                       | 84    | 14   | 71             | 81                     | 71                    | 97                      | 81    | 16        |
| Algeria                    | 2015 | 66   | 66                     | 79                    | 73                      | 62    | 35        | 82   | 82                     | 82                    | 88                      | 80    | 19   | 77             | 77                     | 81                    | 84                      | 75    | 24        |
|                            | 2022 | 63   | 72                     | 63                    | 75                      | 60    | 40        | 73   | 81                     | 73                    | 89                      | 75    | 24   | 71             | 79                     | 71                    | 85                      | 71    | 28        |
| American Samoa             | 2015 | -  | -                      | -                     | -                       | -     | -         | -  | -                      | -                     | -                       | -     | -  | 89             | 97                     | 89                    | 98                      | 98    | <1        |
|                            | 2021 | -  | -                      | -                     | -                       | -     | -         | -  | -                      | -                     | -                       | -     | -  | 90             | 99                     | 90                    | 98                      | >99   | <1        |
| Andorra                    | 2015 | -  | >99                    | >99                   | -                       | >99   | <1        | -  | >99                    | >99                   | -                       | >99   | <1   | 91             | >99                    | >99                   | 91                      | >99   | <1        |
|                            | 2022 | -  | >99                    | >99                   | -                       | >99   | <1        | -  | >99                    | >99                   | -                       | >99   | <1   | 91             | >99                    | >99                   | 91                      | >99   | <1        |
| Angola                     | 2015 | -  | 7                      | 24                    | -                       | 9     | 28        | -  | 48                     | 35                    | -                       | 55    | 27   | -              | 33                     | 31                    | -                       | 38    | 28        |
|                            | 2022 | -  | 7                      | 23                    | -                       | 8     | 28        | -  | 55                     | 35                    | -                       | 59    | 22   | -              | 40                     | 31                    | -                       | 43    | 24        |
| Anguilla                   | 2015 | -  | -                      | -                     | -                       | -     | -         | -  | 88                     | 88                    | -                       | 97    | <1   | -              | 88                     | 88                    | -                       | 97    | <1        |
|                            | 2022 | -  | -                      | -                     | -                       | -     | -         | -  | -                      | -                     | -                       | >99   | -  | -              | -                      | -                     | -                       | >99   | -         |
| Antigua and Barbuda        | 2015 | -  | 39                     | -                     | -                       | 98    | <1        | -  | 35                     | -                     | -                       | 98    | <1   | -              | 38                     | 91                    | -                       | 98    | <1        |
|                            | 2022 | -  | 39                     | -                     | -                       | 98    | <1        | -  | 35                     | -                     | -                       | 98    | <1   | -              | 38                     | 91                    | -                       | 98    | <1        |
| Argentina                  | 2015 | -  | 86                     | -                     | -                       | 82    | 11        | -  | 98                     | -                     | -                       | 98    | 2  | -              | 97                     | -                     | -                       | 96    | 2         |
|                            | 2022 | -  | -                      | -                     | -                       | -     | -         | -  | >99                    | -                     | -                       | >99   | <1   | -              | -                      | -                     | -                       | -     | -         |
| Armenia                    | 2015 | -  | 96                     | 91                    | -                       | 93    | 6         | -  | 99                     | 91                    | -                       | >99   | <1   | 83             | 98                     | 91                    | 83                      | 97    | 3         |
|                            | 2022 | -  | >99                    | 92                    | -                       | >99   | <1        | -  | >99                    | 91                    | -                       | >99   | <1   | 82             | >99                    | 92                    | 82                      | >99   | <1        |
| Aruba                      | 2015 | -  | -                      | -                     | -                       | -     | -         | -  | -                      | -                     | -                       | -     | -  | -              | 96                     | -                     | -                       | 94    | 4         |
|                            | 2016 | -  | -                      | -                     | -                       | -     | -         | -  | -                      | -                     | -                       | -     | -  | -              | 96                     | -                     | -                       | 94    | 4         |
| Australia                  | 2015 | -  | >99                    | -                     | -                       | 87    | 13        | >99  | >99                    | -                     | >99                     | >99   | <1   | -              | >99                    | 96                    | -                       | 97    | 3         |
|                            | 2022 | -  | >99                    | -                     | -                       | -     | -         | >99  | >99                    | -                     | >99                     | -     | -  | -              | >99                    | 96                    | -                       | -     | -         |
| Austria                    | 2015 | -  | >99                    | >99                   | -                       | -     | -         | -  | >99                    | 99                    | -                       | -     | -  | 99             | >99                    | 99                    | >99                     | -     | -         |
|                            | 2022 | -  | >99                    | >99                   | -                       | -     | -         | -  | >99                    | 99                    | -                       | -     | -  | 99             | >99                    | 99                    | >99                     | -     | -         |
| Azerbaijan                 | 2015 | 73   | 73                     | -                     | 81                      | 64    | 23        | 92   | >99                    | -                     | 92                      | 95    | 4  | 68             | 87                     | 68                    | 87                      | 81    | 13        |
|                            | 2022 | 81   | 81                     | -                     | 91                      | 86    | 11        | 92   | >99                    | -                     | 92                      | >99   | <1   | 72             | 92                     | 72                    | 92                      | 94    | 5         |
| Bahamas                    | 2015 | -  | -                      | -                     | -                       | -     | -         | -  | -                      | -                     | -                       | -     | -  | -              | 98                     | -                     | -                       | 97    | 2         |
|                            | 2019 | -  | -                      | -                     | -                       | -     | -         | -  | -                      | -                     | -                       | -     | -  | -              | 98                     | -                     | -                       | 97    | 2         |
| Bahrain                    | 2015 | -  | -                      | -                     | -                       | -     | -         | -  | -                      | -                     | -                       | -     | -  | 99             | 99                     | >99                   | 99                      | >99   | <1        |
|                            | 2022 | -  | -                      | -                     | -                       | -     | -         | -  | -                      | -                     | -                       | -     | -  | 99             | 99                     | >99                   | >99                     | >99   | <1        |
| Bangladesh                 | 2015 | 61   | 74                     | 95                    | 61                      | 2     | 96        | 47   | 82                     | 96                    | 47                      | 33    | 66   | 56             | 77                     | 95                    | 56                      | 13    | 86        |
|                            | 2022 | 62   | 82                     | 96                    | 62                      | 3     | 96        | 54   | 85                     | 97                    | 54                      | 33    | 67   | 59             | 83                     | 96                    | 59                      | 15    | 84        |
| Barbados                   | 2015 | -  | -                      | -                     | -                       | -     | -         | -  | -                      | -                     | -                       | -     | -  | -              | 98                     | 89                    | -                       | 99    | <1        |
|                            | 2022 | -  | -                      | -                     | -                       | -     | -         | -  | -                      | -                     | -                       | -     | -  | -              | 98                     | 89                    | -                       | 99    | <1        |
| Belarus                    | 2015 | -  | 86                     | 76                    | -                       | 73    | 26        | -  | 97                     | 97                    | -                       | 97    | 3  | 92             | 94                     | 92                    | 99                      | 92    | 8         |
|                            | 2022 | -  | 98                     | 75                    | -                       | 89    | 9         | -  | >99                    | 97                    | -                       | >99   | <1   | 93             | >99                    | 93                    | 99                      | 97    | 2         |
| Belgium                    | 2015 | -  | >99                    | -                     | -                       | >99   | <1        | -  | >99                    | -                     | -                       | >99   | <1   | >99            | >99                    | -                     | >99                     | >99   | <1        |
|                            | 2022 | -  | >99                    | -                     | -                       | >99   | <1        | -  | >99                    | -                     | -                       | >99   | <1   | >99            | >99                    | -                     | >99                     | >99   | <1        |
| Belize                     | 2015 | -  | 93                     | -                     | -                       | 75    | 22        | -  | 98                     | -                     | -                       | 93    | 7  | -              | 95                     | -                     | -                       | 83    | 15        |
|                            | 2022 | -  | 96                     | -                     | -                       | 79    | 20        | -  | 98                     | -                     | -                       | 96    | 4  | -              | 97                     | -                     | -                       | 87    | 12        |
| Benin                      | 2015 | -  | 20                     | 38                    | -                       | 28    | 40        | -  | 49                     | 54                    | -                       | 54    | 26   | -              | 33                     | 45                    | -                       | 40    | 33        |
|                            | 2022 | -  | 20                     | 45                    | -                       | 30    | 42        | -  | 44                     | 55                    | -                       | 48    | 32   | -              | 32                     | 50                    | -                       | 39    | 37        |
| Bermuda                    | 2015 | -  | -                      | -                     | -                       | -     | -         | -  | >99                    | -                     | -                       | >99   | <1   | -              | >99                    | -                     | -                       | >99   | <1        |
|                            | 2022 | -  | -                      | -                     | -                       | -     | -         | -  | >99                    | -                     | -                       | >99   | <1   | -              | >99                    | -                     | -                       | >99   | <1        |
| Bhutan                     | 2015 | 49   | 83                     | 87                    | 49                      | 97    | 2         | 45   | 91                     | 86                    | 45                      | >99   | <1   | 47             | 86                     | 87                    | 47                      | 98    | 1         |
|                            | 2022 | 85   | 85                     | 89                    | 91                      | >99   | <1        | 59   | >99                    | 86                    | 59                      | >99   | <1   | 73             | 91                     | 87                    | 77                      | >99   | <1        |

| COUNTRY, AREA OR TERRITORY       | Year | Population (thousands) | % urban | RURAL          |                             |            |               |   | URBAN          |                             |            |               |   | TOTAL          |                             |            |               |   |
|----------------------------------|------|------------------------|---------|----------------|-----------------------------|------------|---------------|---|----------------|-----------------------------|------------|---------------|---|----------------|-----------------------------|------------|---------------|---|
|                                  |      |                        |         | At least basic | Limited (more than 30 mins) | Unimproved | Surface water | Annual rate of change in at least basic | At least basic | Limited (more than 30 mins) | Unimproved | Surface water | Annual rate of change in at least basic | At least basic | Limited (more than 30 mins) | Unimproved | Surface water | Annual rate of change in at least basic |
|                                  |      |                        |         |                |                             |            |               |   |                |                             |            |               |   |                |                             |            |               |   |
| Bolivia (Plurinational State of) | 2015 | 11 090                 | 68      | 73             | <1                          | 6          | 20            | 1.08                                    | 98             | <1                          | 1          | <1            | 0.19                                    | 90             | <1                          | 3          | 7             | 0.61                                    |
|                                  | 2022 | 12 224                 | 71      | 81             | <1                          | 4          | 15            |   | >99            | <1                          | <1         | <1            |   | 94             | <1                          | 1          | 4             |   |
| Bonaire, Sint Eustatius and Saba | 2015 | 23                     | 75      | -              | -                           | -          | -             | -                                       | -              | -                           | -          | -             | -                                       | >99            | <1                          | <1         | <1            | 0.06                                    |
|                                  | 2022 | 27                     | 75      | -              | -                           | -          | -             | -                                       | -              | -                           | -          | -             | -                                       | >99            | <1                          | <1         | <1            |   |
| Bosnia and Herzegovina           | 2015 | 3 524                  | 47      | 97             | 3                           | <1         | <1            | 0.05                                    | 95             | 5                           | <1         | <1            | -0.17                                   | 96             | 4                           | <1         | <1            | -0.05                                   |
|                                  | 2022 | 3 234                  | 50      | 97             | 3                           | <1         | <1            |   | 95             | 5                           | <1         | <1            |   | 96             | 4                           | <1         | <1            |   |
| Botswana                         | 2015 | 2 305                  | 67      | 72             | 22                          | 3          | 3             | 1.19                                    | 97             | 2                           | 1          | <1            | 0.15                                    | 89             | 8                           | 2          | 1             | 0.79                                    |
|                                  | 2022 | 2 630                  | 72      | 80             | 15                          | 3          | 2             |   | 98             | <1                          | 2          | <1            |   | 93             | 5                           | 2          | <1            |   |
| Brazil                           | 2015 | 205 188                | 86      | 89             | 3                           | <1         | 8             | 1.12                                    | >99            | <1                          | <1         | <1            | 0.08                                    | 98             | <1                          | <1         | 1             | 0.28                                    |
|                                  | 2022 | 215 313                | 88      | 98             | <1                          | 2          | -             |   | >99            | <1                          | <1         | <1            |   | >99            | <1                          | <1         | -             |   |
| British Virgin Islands           | 2015 | 29                     | 47      | -              | -                           | -          | -             | -                                       | -              | -                           | -          | -             | -                                       | >99            | <1                          | <1         | <1            | 0.21                                    |
|                                  | 2022 | 31                     | 49      | -              | -                           | -          | -             | -                                       | -              | -                           | -          | -             | -                                       | >99            | <1                          | <1         | <1            |   |
| Brunei Darussalam                | 2015 | 421                    | 77      | -              | -                           | -          | -             | -                                       | -              | -                           | -          | -             | -                                       | >99            | <1                          | <1         | <1            | 0.00                                    |
|                                  | 2022 | 449                    | 79      | -              | -                           | -          | -             | -                                       | -              | -                           | -          | -             | -                                       | >99            | <1                          | <1         | <1            |   |
| Bulgaria                         | 2015 | 7 309                  | 74      | 98             | <1                          | 2          | <1            | -0.11                                   | >99            | <1                          | <1         | <1            | -0.01                                   | >99            | <1                          | <1         | <1            | -0.03                                   |
|                                  | 2022 | 6 782                  | 76      | 97             | <1                          | 3          | <1            |   | >99            | <1                          | <1         | <1            |   | >99            | <1                          | <1         | <1            |   |
| Burkina Faso                     | 2015 | 18 718                 | 28      | 40             | 29                          | 29         | 3             | -0.82                                   | 80             | 13                          | 6          | <1            | 0.09                                    | 51             | 25                          | 23         | 2             | -0.37                                   |
|                                  | 2022 | 22 674                 | 32      | 35             | 37                          | 28         | <1            |   | 81             | 14                          | 5          | <1            |   | 50             | 29                          | 21         | <1            |   |
| Burundi                          | 2015 | 10 727                 | 12      | 56             | 21                          | 17         | 7             | 0.45                                    | 89             | 8                           | 2          | 1             | 0.39                                    | 60             | 20                          | 15         | 6             | 0.54                                    |
|                                  | 2022 | 12 890                 | 14      | 58             | 21                          | 17         | 4             |   | 91             | 8                           | 1          | <1            |   | 62             | 19                          | 15         | 4             |   |
| Cabo Verde                       | 2015 | 552                    | 64      | 74             | 17                          | 10         | <1            | 0.61                                    | 92             | 7                           | 1          | <1            | 0.26                                    | 85             | 10                          | 4          | <1            | 0.49                                    |
|                                  | 2022 | 593                    | 68      | 83             | 9                           | 8          | <1            |   | 93             | 7                           | <1         | <1            |   | 90             | 7                           | 3          | <1            |   |
| Cambodia                         | 2015 | 15 418                 | 22      | 66             | 7                           | 11         | 16            | 1.24                                    | 90             | 4                           | 2          | 4             | 0.64                                    | 71             | 6                           | 9          | 13            | 1.19                                    |
|                                  | 2022 | 16 768                 | 25      | 73             | 13                          | 4          | 10            |   | 94             | 6                           | <1         | <1            |   | 78             | 12                          | 3          | 7             |   |
| Cameroon                         | 2015 | 23 013                 | 55      | 47             | 12                          | 29         | 12            | 0.83                                    | 82             | 11                          | 6          | <1            | -0.05                                   | 66             | 12                          | 16         | 6             | 0.60                                    |
|                                  | 2022 | 27 915                 | 59      | 52             | 16                          | 23         | 9             |   | 82             | 13                          | 4          | 1             |   | 70             | 14                          | 12         | 4             |   |
| Canada                           | 2015 | 35 732                 | 81      | 99             | <1                          | 1          | <1            | 0.04                                    | >99            | <1                          | <1         | <1            | -0.01                                   | >99            | <1                          | <1         | <1            | -0.00                                   |
|                                  | 2022 | 38 454                 | 82      | >99            | <1                          | <1         | <1            |   | >99            | <1                          | <1         | <1            |   | >99            | <1                          | <1         | <1            |   |
| Cayman Islands                   | 2015 | 61                     | 100     | -              | -                           | -          | -             | -                                       | 96             | <1                          | 4          | <1            | -                                       | 96             | <1                          | 4          | <1            | -                                       |
|                                  | 2022 | 69                     | 100     | -              | -                           | -          | -             | -                                       | 95             | <1                          | 4          | <1            | -                                       | 95             | <1                          | 4          | <1            |   |
| Central African Republic         | 2015 | 4 819                  | 40      | 32             | 17                          | 44         | 7             | -0.77                                   | 58             | 27                          | 15         | <1            | -1.60                                   | 42             | 21                          | 32         | 4             | -1.03                                   |
|                                  | 2022 | 5 579                  | 43      | 27             | 20                          | 47         | 6             |   | 48             | 36                          | 16         | <1            |   | 36             | 27                          | 34         | 3             |   |
| Chad                             | 2015 | 14 140                 | 23      | 39             | 13                          | 39         | 9             | 0.68                                    | 77             | 10                          | 12         | <1            | 0.16                                    | 48             | 12                          | 33         | 7             | 0.61                                    |
|                                  | 2022 | 17 723                 | 24      | 44             | 12                          | 35         | 9             |   | 78             | 13                          | 8          | <1            |   | 52             | 13                          | 28         | 7             |   |
| Channel Islands                  | 2015 | -                      | -       | -              | -                           | -          | -             | -                                       | -              | -                           | -          | -             | -                                       | 94             | <1                          | 6          | <1            | -                                       |
|                                  | 2017 | -                      | -       | -              | -                           | -          | -             | -                                       | -              | -                           | -          | -             | -                                       | 94             | <1                          | 6          | <1            |   |
| Chile                            | 2015 | 17 870                 | 87      | 97             | <1                          | 3          | <1            | 1.13                                    | >99            | <1                          | <1         | <1            | 0.04                                    | >99            | <1                          | <1         | <1            | 0.19                                    |
|                                  | 2022 | 19 604                 | 88      | >99            | <1                          | <1         | <1            |   | >99            | <1                          | <1         | <1            |   | >99            | <1                          | <1         | <1            |   |
| China                            | 2015 | 1 417 228              | 56      | 86             | 2                           | 11         | 1             | 1.27                                    | 98             | <1                          | 1          | <1            | 0.03                                    | 93             | <1                          | 6          | <1            | 0.85                                    |
|                                  | 2022 | 1 449 781              | 64      | 96             | <1                          | 3          | <1            |   | 98             | <1                          | 1          | <1            |   | 98             | <1                          | 2          | <1            |   |
| China, Hong Kong SAR             | 2015 | 7 400                  | 100     | -              | -                           | -          | -             | -                                       | >99            | <1                          | <1         | <1            | 0.06                                    | >99            | <1                          | <1         | <1            | 0.06                                    |
|                                  | 2022 | 7 489                  | 100     | -              | -                           | -          | -             | -                                       | >99            | <1                          | <1         | <1            |   | >99            | <1                          | <1         | <1            |   |
| China, Macao SAR                 | 2015 | 615                    | 100     | -              | -                           | -          | -             | -                                       | >99            | <1                          | <1         | <1            | 0.00                                    | >99            | <1                          | <1         | <1            | 0.00                                    |
|                                  | 2022 | 695                    | 100     | -              | -                           | -          | -             | -                                       | >99            | <1                          | <1         | <1            |   | >99            | <1                          | <1         | <1            |   |
| Colombia                         | 2015 | 47 120                 | 80      | 83             | <1                          | 7          | 10            | 0.58                                    | >99            | <1                          | <1         | <1            | 0.07                                    | 96             | <1                          | 2          | 2             | 0.25                                    |
|                                  | 2022 | 51 874                 | 82      | 87             | <1                          | 3          | 10            |   | >99            | <1                          | <1         | <1            |   | 98             | <1                          | <1         | 2             |   |
| Comoros                          | 2015 | 730                    | 28      | 77             | 12                          | 11         | <1            | -                                       | 88             | 9                           | 2          | <1            | -                                       | 80             | 11                          | 8          | <1            | -                                       |
|                                  | 2019 | 791                    | 29      | 77             | 12                          | 12         | -             | -                                       | 88             | 9                           | 2          | <1            | -                                       | 80             | 11                          | 9          | -             |   |
| Congo                            | 2015 | 5 064                  | 66      | 41             | 11                          | 29         | 19            | -                                       | 87             | 10                          | 3          | <1            | -                                       | 71             | 11                          | 12         | 7             | -                                       |
|                                  | 2021 | 5 836                  | 68      | 46             | 11                          | 24         | 19            | -                                       | 87             | 10                          | 3          | <1            | -                                       | 74             | 10                          | 9          | 6             |   |
| Cook Islands                     | 2015 | 18                     | 74      | -              | -                           | -          | -             | -                                       | -              | -                           | -          | -             | -                                       | >99            | <1                          | <1         | <1            | 0.00                                    |
|                                  | 2022 | 17                     | 76      | -              | -                           | -          | -             | -                                       | -              | -                           | -          | -             | -                                       | >99            | <1                          | <1         | <1            |   |



| COUNTRY, AREA OR TERRITORY       | Year | RURAL  |                        |                       |                         |       | URBAN  |                |                        |                       |                         | TOTAL  |           |                |                        |                       |                         |       |           |
|----------------------------------|------|--|------------------------|-----------------------|-------------------------|-------|--|----------------|------------------------|-----------------------|-------------------------|--|-----------|----------------|------------------------|-----------------------|-------------------------|-------|-----------|
|                                  |      | Proportion of population using improved water supplies |                        |                       |                         |       | Proportion of population using improved water supplies |                |                        |                       |                         | Proportion of population using improved water supplies |           |                |                        |                       |                         |       |           |
|                                  |      | Safely managed   | Accessible on premises | Available when needed | Free from contamination | Piped | Non-piped  | Safely managed | Accessible on premises | Available when needed | Free from contamination | Piped  | Non-piped | Safely managed | Accessible on premises | Available when needed | Free from contamination | Piped | Non-piped |
| Bolivia (Plurinational State of) | 2015 | -  | 57                     | -                     | -                       | 30    | 43   | -              | 95                     | 81                    | -                       | 88   | 10        | -              | 83                     | -                     | -                       | 70    | 21        |
|                                  | 2022 | -  | 63                     | -                     | -                       | 21    | 60   | -              | 96                     | 80                    | -                       | 86   | 14        | -              | 87                     | -                     | -                       | 67    | 27        |
| Bonaire, Sint Eustatius and Saba | 2015 | -  | -                      | -                     | -                       | -     | -  | -              | -                      | -                     | -                       | -  | -         | 95             | 95                     | -                     | >99                     | 91    | 9         |
|                                  | 2022 | -  | -                      | -                     | -                       | -     | -  | -              | -                      | -                     | -                       | -  | -         | >99            | >99                    | -                     | >99                     | >99   | <1        |
| Bosnia and Herzegovina           | 2015 | -  | 92                     | 88                    | -                       | 93    | 7  | -              | 90                     | 90                    | -                       | 98   | 2         | 89             | 91                     | 89                    | 91                      | 95    | 5         |
|                                  | 2022 | -  | 92                     | 88                    | -                       | -     | -  | -              | 90                     | 90                    | -                       | -  | -         | 87             | 91                     | 89                    | 87                      | -     | -         |
| Botswana                         | 2015 | -  | 45                     | 51                    | -                       | 77    | 17   | 76             | 92                     | 76                    | 83                      | 97   | 1         | -              | 76                     | 68                    | -                       | 91    | 6         |
|                                  | 2022 | -  | 51                     | 47                    | -                       | 77    | 18   | 73             | 95                     | 73                    | 83                      | 97   | 1         | -              | 83                     | 66                    | -                       | 91    | 6         |
| Brazil                           | 2015 | 63   | 82                     | 77                    | 63                      | 79    | 13   | 85             | 99                     | 92                    | 85                      | 99   | <1        | 82             | 97                     | 90                    | 82                      | 96    | 2         |
|                                  | 2022 | 76   | 98                     | 82                    | 76                      | 90    | 8  | 89             | >99                    | 92                    | 89                      | >99  | <1        | 87             | >99                    | 91                    | 87                      | 99    | <1        |
| British Virgin Islands           | 2015 | -  | -                      | -                     | -                       | -     | -  | -              | -                      | -                     | -                       | -  | -         | -              | 98                     | -                     | -                       | 96    | 4         |
|                                  | 2022 | -  | -                      | -                     | -                       | -     | -  | -              | -                      | -                     | -                       | -  | -         | -              | 98                     | -                     | -                       | -     | -         |
| Brunei Darussalam                | 2015 | -  | -                      | -                     | -                       | -     | -  | -              | -                      | -                     | -                       | -  | -         | -              | >99                    | -                     | -                       | >99   | <1        |
|                                  | 2022 | -  | -                      | -                     | -                       | -     | -  | -              | -                      | -                     | -                       | -  | -         | -              | >99                    | -                     | -                       | >99   | <1        |
| Bulgaria                         | 2015 | -  | 98                     | -                     | -                       | 98    | <1   | -              | >99                    | -                     | -                       | >99  | <1        | 97             | >99                    | 97                    | 97                      | >99   | <1        |
|                                  | 2022 | -  | 97                     | -                     | -                       | 97    | <1   | -              | >99                    | -                     | -                       | >99  | <1        | 96             | >99                    | 96                    | 99                      | >99   | <1        |
| Burkina Faso                     | 2015 | -  | 2                      | 43                    | -                       | 9     | 60   | -              | 49                     | 59                    | -                       | 78   | 15        | -              | 15                     | 48                    | -                       | 28    | 47        |
|                                  | 2022 | -  | 3                      | 56                    | -                       | 10    | 61   | -              | 59                     | 56                    | -                       | 78   | 17        | -              | 21                     | 56                    | -                       | 32    | 47        |
| Burundi                          | 2015 | -  | 3                      | 42                    | -                       | 25    | 51   | -              | 55                     | 58                    | -                       | 88   | 9         | -              | 9                      | 44                    | -                       | 33    | 46        |
|                                  | 2022 | -  | 3                      | 43                    | -                       | 30    | 49   | -              | 58                     | 53                    | -                       | 91   | 8         | -              | 11                     | 45                    | -                       | 39    | 43        |
| Cabo Verde                       | 2015 | -  | 74                     | 71                    | -                       | 72    | 18   | -              | 86                     | 79                    | -                       | 91   | 7         | -              | 82                     | 76                    | -                       | 85    | 11        |
|                                  | 2022 | -  | 83                     | 77                    | -                       | 77    | 15   | -              | 93                     | 87                    | -                       | 96   | 4         | -              | 90                     | 84                    | -                       | 90    | 7         |
| Cambodia                         | 2015 | 17   | 41                     | 65                    | 17                      | 13    | 60   | 54             | 71                     | 81                    | 54                      | 66   | 28        | 25             | 48                     | 68                    | 25                      | 25    | 53        |
|                                  | 2022 | 20   | 41                     | 76                    | 20                      | 20    | 66   | 58             | 68                     | 87                    | 58                      | 77   | 23        | 29             | 48                     | 79                    | 29                      | 34    | 55        |
| Cameroon                         | 2015 | -  | 7                      | 25                    | -                       | 15    | 44   | -              | 44                     | 36                    | -                       | 63   | 30        | -              | 27                     | 31                    | -                       | 41    | 37        |
|                                  | 2022 | -  | 9                      | 31                    | -                       | 17    | 51   | -              | 56                     | 49                    | -                       | 59   | 35        | -              | 37                     | 42                    | -                       | 42    | 42        |
| Canada                           | 2015 | -  | 98                     | -                     | -                       | 99    | <1   | -              | >99                    | -                     | -                       | >99  | <1        | 99             | 99                     | -                     | >99                     | >99   | <1        |
|                                  | 2022 | -  | 99                     | -                     | -                       | >99   | <1   | -              | >99                    | -                     | -                       | >99  | <1        | >99            | >99                    | -                     | >99                     | >99   | <1        |
| Cayman Islands                   | 2015 | -  | -                      | -                     | -                       | -     | -  | -              | 92                     | 82                    | -                       | 88   | 7         | -              | 92                     | 82                    | -                       | 88    | 7         |
|                                  | 2022 | -  | -                      | -                     | -                       | -     | -  | -              | 93                     | 82                    | -                       | 91   | 4         | -              | 93                     | 82                    | -                       | 91    | 4         |
| Central African Republic         | 2015 | 3  | 3                      | 31                    | 23                      | 1     | 48   | 13             | 13                     | 49                    | 40                      | 37   | 48        | 7              | 7                      | 38                    | 30                      | 16    | 48        |
|                                  | 2022 | 2  | 2                      | 34                    | 22                      | <1    | 47   | 11             | 11                     | 42                    | 40                      | 31   | 52        | 6              | 6                      | 37                    | 29                      | 14    | 49        |
| Chad                             | 2015 | 3  | 3                      | 42                    | 11                      | 7     | 45   | 17             | 41                     | 67                    | 17                      | 49   | 38        | 6              | 11                     | 48                    | 13                      | 17    | 43        |
|                                  | 2022 | 3  | 3                      | 45                    | 12                      | 7     | 49   | 18             | 33                     | 70                    | 18                      | 47   | 45        | 6              | 10                     | 51                    | 14                      | 17    | 48        |
| Channel Islands                  | 2015 | -  | -                      | -                     | -                       | -     | -  | -              | -                      | -                     | -                       | -  | -         | 92             | 92                     | -                     | 94                      | 90    | 4         |
|                                  | 2017 | -  | -                      | -                     | -                       | -     | -  | -              | -                      | -                     | -                       | -  | -         | 92             | 92                     | -                     | 94                      | 90    | 4         |
| Chile                            | 2015 | -  | 90                     | -                     | -                       | 94    | 4  | >99            | >99                    | >99                   | >99                     | >99  | <1        | 98             | 99                     | 99                    | 98                      | 99    | <1        |
|                                  | 2022 | -  | 98                     | -                     | -                       | >99   | <1   | >99            | >99                    | >99                   | >99                     | >99  | <1        | 99             | >99                    | >99                   | 99                      | >99   | <1        |
| China                            | 2015 | -  | 80                     | 81                    | -                       | 57    | 30   | 94             | 97                     | 96                    | 94                      | 92   | 7         | -              | 90                     | 90                    | -                       | 76    | 17        |
|                                  | 2022 | -  | 96                     | 93                    | -                       | 72    | 25   | 98             | 98                     | 98                    | 99                      | 94   | 5         | -              | 97                     | 96                    | -                       | 86    | 12        |
| China, Hong Kong SAR             | 2015 | -  | -                      | -                     | -                       | -     | -  | >99            | >99                    | -                     | >99                     | >99  | <1        | >99            | >99                    | -                     | >99                     | >99   | <1        |
|                                  | 2022 | -  | -                      | -                     | -                       | -     | -  | >99            | >99                    | -                     | >99                     | >99  | <1        | >99            | >99                    | -                     | >99                     | >99   | <1        |
| China, Macao SAR                 | 2015 | -  | -                      | -                     | -                       | -     | -  | >99            | >99                    | >99                   | >99                     | >99  | <1        | >99            | >99                    | >99                   | >99                     | >99   | <1        |
|                                  | 2022 | -  | -                      | -                     | -                       | -     | -  | >99            | >99                    | >99                   | >99                     | >99  | <1        | >99            | >99                    | >99                   | >99                     | >99   | <1        |
| Colombia                         | 2015 | 38   | 80                     | -                     | 38                      | 59    | 24   | 81             | >99                    | 81                    | 91                      | 95   | 4         | 73             | 95                     | 76                    | 80                      | 88    | 8         |
|                                  | 2022 | 40   | 85                     | -                     | 40                      | 60    | 27   | 81             | >99                    | 81                    | 92                      | 95   | 5         | 74             | 97                     | 76                    | 82                      | 89    | 9         |
| Comoros                          | 2015 | -  | 63                     | -                     | -                       | 53    | 36   | -              | 71                     | -                     | -                       | 76   | 21        | -              | 65                     | -                     | -                       | 59    | 32        |
|                                  | 2019 | -  | 63                     | -                     | -                       | 53    | 36   | -              | 71                     | -                     | -                       | 76   | 21        | -              | 65                     | -                     | -                       | 59    | 32        |
| Congo                            | 2015 | 17   | 17                     | -                     | 19                      | 10    | 42   | 58             | 65                     | -                     | 58                      | 77   | 20        | 44             | 49                     | -                     | 45                      | 54    | 27        |
|                                  | 2021 | 19   | 19                     | -                     | 21                      | 11    | 46   | 59             | 69                     | -                     | 59                      | 76   | 21        | 46             | 53                     | -                     | 47                      | 55    | 29        |
| Cook Islands                     | 2015 | -  | -                      | -                     | -                       | -     | -  | -              | -                      | -                     | -                       | -  | -         | -              | 87                     | -                     | -                       | 85    | 15        |
|                                  | 2022 | -  | -                      | -                     | -                       | -     | -  | -              | -                      | -                     | -                       | -  | -         | -              | 87                     | -                     | -                       | 89    | 11        |

| COUNTRY, AREA OR TERRITORY            | Year | Population (thousands) | % urban | RURAL          |                             |            |               |   | URBAN          |                             |            |               |   | TOTAL          |                             |            |               |   |
|---------------------------------------|------|------------------------|---------|----------------|-----------------------------|------------|---------------|---|----------------|-----------------------------|------------|---------------|---|----------------|-----------------------------|------------|---------------|---|
|                                       |      |                        |         | At least basic | Limited (more than 30 mins) | Unimproved | Surface water | Annual rate of change in at least basic | At least basic | Limited (more than 30 mins) | Unimproved | Surface water | Annual rate of change in at least basic | At least basic | Limited (more than 30 mins) | Unimproved | Surface water | Annual rate of change in at least basic |
|                                       |      |                        |         |                |                             |            |               |   |                |                             |            |               |   |                |                             |            |               |   |
| Costa Rica                            | 2015 | 4 895                  | 77      | 98             | <1                          | <1         | <1            | 0.54                                    | >99            | <1                          | <1         | <1            | 0.03                                    | >99            | <1                          | <1         | <1            | 0.24                                    |
|                                       | 2022 | 5 181                  | 82      | >99            | <1                          | <1         | <1            |   | >99            | <1                          | <1         | <1            |   | >99            | <1                          | <1         | <1            |   |
| Côte d'Ivoire                         | 2015 | 23 597                 | 49      | 57             | 13                          | 22         | 8             | 0.13                                    | 88             | 4                           | 6          | 2             | -0.21                                   | 72             | 8                           | 14         | 5             | 0.10                                    |
|                                       | 2022 | 28 161                 | 53      | 58             | 13                          | 21         | 8             |   | 86             | 4                           | 6          | 4             |   | 73             | 8                           | 13         | 6             |   |
| Croatia                               | 2015 | 4 255                  | 56      | -              | -                           | -          | -             | -                                       | >99            | <1                          | <1         | <1            | 0.00                                    | -              | -                           | -          | -             | -                                       |
|                                       | 2022 | 4 030                  | 58      | -              | -                           | -          | -             | -                                       | >99            | <1                          | <1         | <1            |   | -              | -                           | -          | -             |   |
| Cuba                                  | 2015 | 11 340                 | 77      | 87             | 6                           | 6          | 1             | 0.65                                    | 96             | 2                           | 2          | <1            | -0.04                                   | 94             | 3                           | 3          | <1            | 0.13                                    |
|                                       | 2022 | 11 212                 | 77      | 92             | 5                           | 2          | 1             |   | 95             | 2                           | 2          | <1            |   | 95             | 3                           | 2          | <1            |   |
| Curaçao                               | 2015 | 170                    | 89      | -              | -                           | -          | -             | -                                       | -              | -                           | -          | -             | -                                       | >99            | <1                          | <1         | <1            | -                                       |
|                                       | 2017 | 172                    | 89      | -              | -                           | -          | -             | -                                       | -              | -                           | -          | -             | -                                       | >99            | <1                          | <1         | <1            | -                                       |
| Cyprus                                | 2015 | 1 187                  | 67      | >99            | <1                          | <1         | <1            | -0.00                                   | >99            | <1                          | <1         | <1            | -0.01                                   | >99            | <1                          | <1         | <1            | -0.01                                   |
|                                       | 2022 | 1 251                  | 67      | >99            | <1                          | <1         | <1            |   | >99            | <1                          | <1         | <1            |   | >99            | <1                          | <1         | <1            |   |
| Czechia                               | 2015 | 10 524                 | 73      | >99            | <1                          | <1         | <1            | 0.01                                    | >99            | <1                          | <1         | <1            | 0.00                                    | >99            | <1                          | <1         | <1            | 0.00                                    |
|                                       | 2022 | 10 494                 | 74      | >99            | <1                          | <1         | <1            |   | >99            | <1                          | <1         | <1            |   | >99            | <1                          | <1         | <1            |   |
| Democratic People's Republic of Korea | 2015 | 25 258                 | 61      | 92             | <1                          | 7          | <1            | -0.49                                   | 97             | <1                          | 2          | <1            | -0.10                                   | 95             | <1                          | 4          | <1            | -0.25                                   |
|                                       | 2022 | 26 069                 | 63      | 89             | <1                          | 11         | -             |   | 97             | <1                          | 2          | <1            |   | 94             | <1                          | 5          | -             |   |
| Democratic Republic of the Congo      | 2015 | 78 657                 | 43      | 16             | 14                          | 53         | 17            | -0.26                                   | 63             | 23                          | 12         | 2             | -0.52                                   | 36             | 18                          | 35         | 10            | -0.11                                   |
|                                       | 2022 | 99 010                 | 47      | 14             | 18                          | 54         | 14            |   | 59             | 30                          | 9          | <1            |   | 35             | 24                          | 33         | 8             |   |
| Denmark                               | 2015 | 5 678                  | 88      | >99            | <1                          | <1         | <1            | 0.00                                    | >99            | <1                          | <1         | <1            | 0.00                                    | >99            | <1                          | <1         | <1            | 0.00                                    |
|                                       | 2022 | 5 882                  | 88      | >99            | <1                          | <1         | <1            |   | >99            | <1                          | <1         | <1            |   | >99            | <1                          | <1         | <1            |   |
| Djibouti                              | 2015 | 1 006                  | 77      | 49             | 12                          | 30         | 8             | -0.32                                   | 84             | 15                          | <1         | <1            | 0.10                                    | 76             | 15                          | 7          | 2             | 0.03                                    |
|                                       | 2022 | 1 121                  | 78      | 47             | 12                          | 31         | 10            |   | 84             | 16                          | <1         | <1            |   | 76             | 15                          | 7          | 2             |   |
| Dominica                              | 2015 | 70                     | 70      | -              | -                           | -          | -             | -                                       | -              | -                           | -          | -             | -                                       | 95             | <1                          | 5          | <1            | -                                       |
|                                       | 2017 | 70                     | 70      | -              | -                           | -          | -             | -                                       | -              | -                           | -          | -             | -                                       | 95             | <1                          | 5          | <1            | -                                       |
| Dominican Republic                    | 2015 | 10 406                 | 79      | 88             | 3                           | 2          | 6             | 0.47                                    | 97             | 1                           | 1          | <1            | 0.05                                    | 95             | 1                           | 2          | 2             | 0.27                                    |
|                                       | 2022 | 11 229                 | 84      | 91             | <1                          | <1         | 7             |   | 98             | <1                          | 1          | <1            |   | 97             | <1                          | 1          | 2             |   |
| Ecuador                               | 2015 | 16 196                 | 63      | 83             | <1                          | 7          | 10            | 0.84                                    | >99            | <1                          | <1         | <1            | 0.42                                    | 93             | <1                          | 3          | 4             | 0.61                                    |
|                                       | 2022 | 18 001                 | 65      | 88             | <1                          | 7          | 5             |   | >99            | <1                          | <1         | <1            |   | 96             | <1                          | 3          | 2             |   |
| Egypt                                 | 2015 | 97 724                 | 43      | 98             | <1                          | 1          | <1            | 0.05                                    | >99            | <1                          | <1         | <1            | -0.01                                   | 99             | <1                          | 1          | <1            | 0.02                                    |
|                                       | 2022 | 110 990                | 43      | 98             | <1                          | 1          | <1            |   | >99            | <1                          | <1         | <1            |   | 99             | <1                          | <1         | <1            |   |
| El Salvador                           | 2015 | 6 231                  | 70      | 87             | 2                           | 3          | 8             | 1.69                                    | 99             | <1                          | <1         | <1            | 0.30                                    | 95             | <1                          | 2          | 3             | 0.91                                    |
|                                       | 2022 | 6 336                  | 75      | 94             | <1                          | <1         | 5             |   | >99            | <1                          | <1         | <1            |   | 99             | <1                          | <1         | 1             |   |
| Equatorial Guinea                     | 2015 | 1 347                  | 71      | 31             | 1                           | 46         | 22            | -                                       | 78             | 4                           | 18         | <1            | -                                       | 64             | 3                           | 26         | 7             | -                                       |
|                                       | 2017 | 1 451                  | 72      | 31             | 1                           | 46         | 22            |   | 78             | 4                           | 18         | <1            |   | 65             | 3                           | 26         | 6             |   |
| Eritrea                               | 2015 | 3 340                  | 38      | 28             | 24                          | 20         | 28            | -                                       | 90             | 7                           | 3          | <1            | -                                       | 51             | 18                          | 14         | 17            | -                                       |
|                                       | 2016 | 3 365                  | 39      | 28             | 24                          | 20         | 28            |   | 90             | 7                           | 3          | <1            |   | 52             | 18                          | 13         | 17            |   |
| Estonia                               | 2015 | 1 315                  | 68      | >99            | <1                          | <1         | <1            | 0.32                                    | >99            | <1                          | <1         | <1            | 0.03                                    | >99            | <1                          | <1         | <1            | 0.12                                    |
|                                       | 2022 | 1 326                  | 70      | >99            | <1                          | <1         | <1            |   | >99            | <1                          | <1         | <1            |   | >99            | <1                          | <1         | <1            |   |
| Eswatini                              | 2015 | 1 134                  | 23      | 58             | 11                          | 12         | 19            | 1.00                                    | 95             | <1                          | 2          | 2             | 0.48                                    | 67             | 9                           | 10         | 15            | 0.91                                    |
|                                       | 2022 | 1 202                  | 25      | 65             | 13                          | 10         | 12            |   | 98             | <1                          | <1         | <1            |   | 73             | 10                          | 7          | 9             |   |
| Ethiopia                              | 2015 | 102 472                | 19      | 32             | 23                          | 29         | 15            | 1.52                                    | 81             | 14                          | 3          | 2             | 0.32                                    | 42             | 21                          | 24         | 13            | 1.49                                    |
|                                       | 2022 | 123 380                | 23      | 42             | 32                          | 20         | 5             |   | 83             | 14                          | 1          | 1             |   | 52             | 28                          | 16         | 4             |   |
| Falkland Islands (Malvinas)           | 2015 | 3 76                   |         | 78             | <1                          | 22         | <1            | -                                       | >99            | <1                          | <1         | <1            | 0.00                                    | 95             | <1                          | 5          | <1            | -                                       |
|                                       | 2022 | 4 79                   |         | -              | -                           | -          | -             | -                                       | >99            | <1                          | <1         | <1            |   | -              | -                           | -          | -             |   |
| Faroe Islands                         | 2015 | 49 42                  |         | -              | -                           | -          | -             | -                                       | -              | -                           | -          | -             | -                                       | >99            | <1                          | <1         | <1            | 0.00                                    |
|                                       | 2022 | 53 43                  |         | -              | -                           | -          | -             | -                                       | -              | -                           | -          | -             | -                                       | >99            | <1                          | <1         | <1            |   |
| Fiji                                  | 2015 | 917                    | 55      | 91             | 1                           | 3          | 4             | -0.02                                   | 99             | <1                          | <1         | <1            | 0.01                                    | 95             | <1                          | 2          | 2             | 0.03                                    |
|                                       | 2022 | 930                    | 58      | 91             | 1                           | 4          | 4             |   | 99             | <1                          | <1         | <1            |   | 95             | <1                          | 2          | 2             |   |
| Finland                               | 2015 | 5 479                  | 85      | >99            | <1                          | <1         | <1            | 0.00                                    | >99            | <1                          | <1         | <1            | 0.00                                    | >99            | <1                          | <1         | <1            | 0.00                                    |
|                                       | 2022 | 5 541                  | 86      | >99            | <1                          | <1         | <1            |   | >99            | <1                          | <1         | <1            |   | >99            | <1                          | <1         | <1            |   |
| France                                | 2015 | 63 810                 | 80      | >99            | <1                          | <1         | <1            | 0.00                                    | >99            | <1                          | <1         | <1            | 0.00                                    | >99            | <1                          | <1         | <1            | 0.00                                    |
|                                       | 2022 | 64 627                 | 82      | >99            | <1                          | <1         | <1            |   | >99            | <1                          | <1         | <1            |   | >99            | <1                          | <1         | <1            |   |

| COUNTRY, AREA OR TERRITORY            | Year | RURAL  |                        |                       |                         |       |           | URBAN  |                        |                       |                         |       |           | TOTAL  |                        |                       |                         |       |           |
|---------------------------------------|------|--|------------------------|-----------------------|-------------------------|-------|-----------|--|------------------------|-----------------------|-------------------------|-------|-----------|--|------------------------|-----------------------|-------------------------|-------|-----------|
|                                       |      | Proportion of population using improved water supplies |                        |                       |                         |       |           | Proportion of population using improved water supplies |                        |                       |                         |       |           | Proportion of population using improved water supplies |                        |                       |                         |       |           |
|                                       |      | Safely managed   | Accessible on premises | Available when needed | Free from contamination | Piped | Non-piped | Safely managed   | Accessible on premises | Available when needed | Free from contamination | Piped | Non-piped | Safely managed   | Accessible on premises | Available when needed | Free from contamination | Piped | Non-piped |
| Costa Rica                            | 2015 | 80   | 97                     | 80                    | 83                      | 96    | 2         | 80   | >99                    | 80                    | 96                      | >99   | <1        | 80   | 99                     | 80                    | 93                      | 99    | <1        |
|                                       | 2022 | 81   | 99                     | 81                    | 84                      | >99   | <1        | 80   | >99                    | 80                    | 96                      | >99   | <1        | 81   | >99                    | 81                    | 94                      | >99   | <1        |
| Côte d'Ivoire                         | 2015 | 24   | 24                     | 36                    | 27                      | 27    | 43        | 46   | 73                     | 46                    | 64                      | 67    | 24        | 35   | 49                     | 41                    | 46                      | 47    | 34        |
|                                       | 2022 | 27   | 28                     | 62                    | 27                      | 29    | 42        | 59   | 73                     | 59                    | 64                      | 66    | 24        | 44   | 52                     | 60                    | 47                      | 49    | 32        |
| Croatia                               | 2015 | -  | -                      | -                     | -                       | -     | -         | 97   | 97                     | -                     | 97                      | -     | -         | -  | -                      | -                     | -                       | -     | -         |
|                                       | 2022 | -  | -                      | -                     | -                       | -     | -         | 97   | 97                     | -                     | 97                      | -     | -         | -  | -                      | -                     | -                       | -     | -         |
| Cuba                                  | 2015 | -  | 79                     | 85                    | -                       | 55    | 38        | -  | 92                     | 89                    | -                       | 85    | 13        | -  | 89                     | 88                    | -                       | 78    | 18        |
|                                       | 2022 | -  | 92                     | 89                    | -                       | 57    | 40        | -  | 93                     | 89                    | -                       | 87    | 11        | -  | 93                     | 89                    | -                       | 80    | 18        |
| Curaçao                               | 2015 | -  | -                      | -                     | -                       | -     | -         | -  | -                      | -                     | -                       | -     | -         | -  | >99                    | -                     | -                       | 99    | <1        |
|                                       | 2017 | -  | -                      | -                     | -                       | -     | -         | -  | -                      | -                     | -                       | -     | -         | -  | >99                    | -                     | -                       | 99    | <1        |
| Cyprus                                | 2015 | -  | >99                    | -                     | -                       | >99   | <1        | -  | >99                    | -                     | -                       | >99   | <1        | 99   | >99                    | -                     | 99                      | >99   | <1        |
|                                       | 2022 | -  | >99                    | -                     | -                       | >99   | <1        | -  | >99                    | -                     | -                       | >99   | <1        | >99  | >99                    | -                     | >99                     | >99   | <1        |
| Czechia                               | 2015 | 98   | 98                     | -                     | 99                      | >99   | <1        | 98   | 98                     | >99                   | >99                     | >99   | <1        | 98   | 98                     | -                     | >99                     | >99   | <1        |
|                                       | 2022 | 98   | 98                     | -                     | >99                     | >99   | <1        | 98   | 98                     | >99                   | >99                     | >99   | <1        | 98   | 98                     | -                     | >99                     | >99   | <1        |
| Democratic People's Republic of Korea | 2015 | 50   | 72                     | 91                    | 50                      | 57    | 35        | 77   | 77                     | 97                    | 89                      | 78    | 20        | 67   | 76                     | 95                    | 74                      | 70    | 26        |
|                                       | 2022 | 49   | 70                     | 88                    | 49                      | 50    | 39        | 77   | 77                     | 97                    | 88                      | 74    | 24        | 67   | 74                     | 93                    | 74                      | 65    | 30        |
| Democratic Republic of the Congo      | 2015 | <1   | <1                     | 26                    | 22                      | 7     | 23        | 27   | 27                     | 58                    | 58                      | 65    | 21        | 12   | 12                     | 40                    | 37                      | 32    | 22        |
|                                       | 2022 | <1   | <1                     | 28                    | 23                      | 8     | 24        | 24   | 24                     | 60                    | 60                      | 67    | 22        | 12   | 12                     | 43                    | 41                      | 36    | 23        |
| Denmark                               | 2015 | -  | -                      | -                     | -                       | >99   | <1        | -  | -                      | -                     | -                       | >99   | <1        | 99   | >99                    | -                     | 99                      | >99   | <1        |
|                                       | 2022 | -  | -                      | -                     | -                       | >99   | <1        | -  | -                      | -                     | -                       | >99   | <1        | >99  | >99                    | -                     | >99                     | >99   | <1        |
| Djibouti                              | 2015 | -  | 5                      | -                     | -                       | 27    | 35        | -  | 58                     | -                     | -                       | 97    | 2         | -  | 46                     | -                     | -                       | 81    | 9         |
|                                       | 2022 | -  | 5                      | -                     | -                       | 26    | 33        | -  | 58                     | -                     | -                       | >99   | <1        | -  | 47                     | -                     | -                       | 83    | 8         |
| Dominica                              | 2015 | -  | -                      | -                     | -                       | -     | -         | -  | -                      | -                     | -                       | -     | -         | -  | 81                     | 52                    | -                       | 94    | 1         |
|                                       | 2017 | -  | -                      | -                     | -                       | -     | -         | -  | -                      | -                     | -                       | -     | -         | -  | 81                     | 52                    | -                       | 94    | 1         |
| Dominican Republic                    | 2015 | 35   | 78                     | 70                    | 35                      | 64    | 27        | 47   | 94                     | 85                    | 47                      | 84    | 14        | 44   | 91                     | 82                    | 44                      | 80    | 17        |
|                                       | 2022 | 35   | 85                     | 85                    | 35                      | 66    | 27        | 47   | 98                     | 91                    | 47                      | 83    | 15        | 45   | 96                     | 90                    | 45                      | 80    | 17        |
| Ecuador                               | 2015 | 50   | 80                     | 77                    | 50                      | 69    | 14        | 74   | 97                     | 96                    | 74                      | 96    | 3         | 65   | 91                     | 89                    | 65                      | 86    | 7         |
|                                       | 2022 | 53   | 88                     | 82                    | 53                      | 75    | 12        | 75   | >99                    | 97                    | 75                      | >99   | <1        | 67   | 96                     | 92                    | 67                      | 91    | 4         |
| Egypt                                 | 2015 | -  | 96                     | 77                    | -                       | 96    | 3         | -  | 98                     | 84                    | -                       | 99    | <1        | -  | 97                     | 80                    | -                       | 97    | 2         |
|                                       | 2022 | -  | 97                     | 79                    | -                       | 99    | <1        | -  | 98                     | 87                    | -                       | 99    | <1        | -  | 98                     | 82                    | -                       | 99    | <1        |
| El Salvador                           | 2015 | -  | 75                     | 62                    | -                       | 71    | 17        | 81   | 96                     | 81                    | 98                      | 94    | 5         | -  | 89                     | 75                    | -                       | 87    | 9         |
|                                       | 2022 | -  | 81                     | 65                    | -                       | 84    | 12        | 79   | 97                     | 79                    | >99                     | 96    | 4         | -  | 93                     | 75                    | -                       | 93    | 6         |
| Equatorial Guinea                     | 2015 | -  | 2                      | -                     | -                       | 22    | 10        | -  | 23                     | -                     | -                       | 48    | 34        | -  | 16                     | -                     | -                       | 41    | 27        |
|                                       | 2017 | -  | 2                      | -                     | -                       | 22    | 10        | -  | 23                     | -                     | -                       | 48    | 34        | -  | 17                     | -                     | -                       | 41    | 27        |
| Eritrea                               | 2015 | -  | 8                      | -                     | -                       | 41    | 11        | -  | 74                     | -                     | -                       | 69    | 27        | -  | 34                     | -                     | -                       | 52    | 18        |
|                                       | 2016 | -  | 8                      | -                     | -                       | 41    | 11        | -  | 74                     | -                     | -                       | 69    | 27        | -  | 34                     | -                     | -                       | 52    | 18        |
| Estonia                               | 2015 | -  | 93                     | -                     | -                       | 89    | 11        | -  | 99                     | -                     | -                       | >99   | <1        | 97   | 97                     | >99                   | 97                      | 96    | 4         |
|                                       | 2022 | -  | 93                     | -                     | -                       | >99   | <1        | -  | 99                     | -                     | -                       | >99   | <1        | 97   | 97                     | >99                   | 98                      | >99   | <1        |
| Eswatini                              | 2015 | -  | 34                     | 37                    | -                       | 46    | 23        | 79   | 90                     | 79                    | 88                      | 91    | 5         | -  | 47                     | 47                    | -                       | 57    | 18        |
|                                       | 2022 | -  | 39                     | 39                    | -                       | 51    | 27        | 78   | 94                     | 78                    | 93                      | 95    | 4         | -  | 53                     | 48                    | -                       | 62    | 22        |
| Ethiopia                              | 2015 | 3  | 3                      | 51                    | 7                       | 23    | 32        | 38   | 63                     | 56                    | 38                      | 85    | 10        | 10   | 15                     | 52                    | 13                      | 35    | 28        |
|                                       | 2022 | 6  | 6                      | 67                    | 9                       | 32    | 42        | 39   | 76                     | 68                    | 39                      | 85    | 12        | 13   | 22                     | 67                    | 16                      | 44    | 35        |
| Falkland Islands (Malvinas)           | 2015 | -  | 67                     | -                     | -                       | 56    | 22        | -  | >99                    | -                     | -                       | >99   | <1        | -  | 92                     | -                     | -                       | 90    | 5         |
|                                       | 2022 | -  | -                      | -                     | -                       | -     | -         | -  | >99                    | -                     | -                       | >99   | <1        | -  | -                      | -                     | -                       | -     | -         |
| Faroe Islands                         | 2015 | -  | -                      | -                     | -                       | -     | -         | -  | -                      | -                     | -                       | -     | -         | -  | >99                    | -                     | -                       | >99   | <1        |
|                                       | 2022 | -  | -                      | -                     | -                       | -     | -         | -  | -                      | -                     | -                       | -     | -         | -  | >99                    | -                     | -                       | >99   | <1        |
| Fiji                                  | 2015 | 27   | 88                     | 52                    | 27                      | 74    | 18        | 52   | 98                     | 52                    | 86                      | 98    | 1         | 41   | 94                     | 52                    | 59                      | 87    | 9         |
|                                       | 2022 | 27   | 88                     | 52                    | 27                      | 77    | 16        | 53   | 98                     | 53                    | 86                      | 98    | <1        | 42   | 94                     | 52                    | 62                      | 89    | 7         |
| Finland                               | 2015 | -  | 98                     | -                     | -                       | >99   | <1        | -  | >99                    | -                     | -                       | >99   | <1        | >99  | >99                    | -                     | >99                     | >99   | <1        |
|                                       | 2022 | -  | 98                     | -                     | -                       | >99   | <1        | -  | >99                    | -                     | -                       | >99   | <1        | >99  | >99                    | -                     | >99                     | >99   | <1        |
| France                                | 2015 | 98   | >99                    | -                     | 98                      | >99   | <1        | 99   | >99                    | -                     | 99                      | >99   | <1        | 99   | >99                    | -                     | 99                      | >99   | <1        |
|                                       | 2022 | 98   | >99                    | -                     | 98                      | >99   | <1        | >99  | >99                    | -                     | >99                     | >99   | <1        | >99  | >99                    | -                     | >99                     | >99   | <1        |

| COUNTRY, AREA OR TERRITORY | Year | Population (thousands) | % urban | RURAL          |                             |            |               |   | URBAN          |                             |            |               |   | TOTAL          |                             |            |               |   |
|----------------------------|------|------------------------|---------|----------------|-----------------------------|------------|---------------|---|----------------|-----------------------------|------------|---------------|---|----------------|-----------------------------|------------|---------------|---|
|                            |      |                        |         | At least basic | Limited (more than 30 mins) | Unimproved | Surface water | Annual rate of change in at least basic | At least basic | Limited (more than 30 mins) | Unimproved | Surface water | Annual rate of change in at least basic | At least basic | Limited (more than 30 mins) | Unimproved | Surface water | Annual rate of change in at least basic |
|                            |      |                        |         |                |                             |            |               |   |                |                             |            |               |   |                |                             |            |               |   |
| French Guiana              | 2015 | 257                    | 84      | -              | -                           | -          | -             | -                                       | -              | -                           | -          | -             | -                                       | 94             | <1                          | 6          | <1            | -                                       |
|                            | 2022 | 305                    | 86      | -              | -                           | -          | -             | -                                       | -              | -                           | -          | -             | -                                       | 94             | <1                          | 6          | <1            | -                                       |
| French Polynesia           | 2015 | 292                    | 62      | -              | -                           | -          | -             | -                                       | -              | -                           | -          | -             | -                                       | >99            | <1                          | <1         | <1            | 0.00                                    |
|                            | 2022 | 306                    | 62      | -              | -                           | -          | -             | -                                       | -              | -                           | -          | -             | -                                       | >99            | <1                          | <1         | <1            | 0.00                                    |
| Gabon                      | 2015 | 2 029                  | 88      | 49             | 11                          | 15         | 24            | 0.65                                    | 89             | 7                           | 2          | 1             | -0.04                                   | 85             | 8                           | 4          | 4             | 0.30                                    |
|                            | 2022 | 2 389                  | 91      | 55             | 13                          | 17         | 15            | 0.65                                    | 90             | 7                           | 2          | <1            | -0.04                                   | 87             | 8                           | 3          | 2             | 0.30                                    |
| Gambia                     | 2015 | 2 253                  | 59      | 72             | 13                          | 15         | <1            | 0.62                                    | 88             | 4                           | 8          | <1            | 0.39                                    | 82             | 8                           | 11         | <1            | 0.62                                    |
|                            | 2022 | 2 706                  | 64      | 76             | 13                          | 11         | <1            | 0.62                                    | 91             | 2                           | 7          | <1            | 0.39                                    | 86             | 6                           | 8          | <1            | 0.62                                    |
| Georgia                    | 2015 | 3 771                  | 57      | 86             | 7                           | 7          | <1            | -0.06                                   | 99             | <1                          | <1         | <1            | 0.02                                    | 93             | 3                           | 3          | <1            | 0.02                                    |
|                            | 2022 | 3 744                  | 60      | 89             | 6                           | 5          | <1            | -0.06                                   | >99            | <1                          | <1         | <1            | 0.02                                    | 95             | 3                           | 2          | <1            | 0.02                                    |
| Germany                    | 2015 | 82 073                 | 77      | >99            | <1                          | <1         | <1            | 0.00                                    | >99            | <1                          | <1         | <1            | 0.00                                    | >99            | <1                          | <1         | <1            | -0.00                                   |
|                            | 2022 | 83 370                 | 78      | >99            | <1                          | <1         | <1            | 0.00                                    | >99            | <1                          | <1         | <1            | 0.00                                    | >99            | <1                          | <1         | <1            | -0.00                                   |
| Ghana                      | 2015 | 28 871                 | 54      | 68             | 11                          | 6          | 15            | 0.92                                    | 92             | 5                           | 2          | 1             | 0.86                                    | 81             | 8                           | 4          | 8             | 1.05                                    |
|                            | 2022 | 33 476                 | 59      | 74             | 12                          | 4          | 10            | 0.92                                    | 98             | 2                           | <1         | <1            | 0.86                                    | 88             | 6                           | 2          | 4             | 1.05                                    |
| Gibraltar                  | 2015 | 33                     | 100     | -              | -                           | -          | -             | -                                       | >99            | <1                          | <1         | <1            | 0.00                                    | >99            | <1                          | <1         | <1            | 0.00                                    |
|                            | 2022 | 33                     | 100     | -              | -                           | -          | -             | -                                       | >99            | <1                          | <1         | <1            | 0.00                                    | >99            | <1                          | <1         | <1            | 0.00                                    |
| Greece                     | 2015 | 10 807                 | 78      | >99            | <1                          | <1         | <1            | 0.05                                    | >99            | <1                          | <1         | <1            | 0.00                                    | >99            | <1                          | <1         | <1            | 0.01                                    |
|                            | 2022 | 10 385                 | 80      | >99            | <1                          | <1         | <1            | 0.05                                    | >99            | <1                          | <1         | <1            | 0.00                                    | >99            | <1                          | <1         | <1            | 0.01                                    |
| Greenland                  | 2015 | 56                     | 86      | -              | -                           | -          | -             | -                                       | -              | -                           | -          | -             | -                                       | >99            | <1                          | <1         | <1            | 0.00                                    |
|                            | 2022 | 56                     | 88      | -              | -                           | -          | -             | -                                       | -              | -                           | -          | -             | -                                       | >99            | <1                          | <1         | <1            | 0.00                                    |
| Grenada                    | 2015 | 119                    | 36      | -              | -                           | -          | -             | -                                       | -              | -                           | -          | -             | -                                       | 96             | 1                           | <1         | 3             | -                                       |
|                            | 2017 | 121                    | 36      | -              | -                           | -          | -             | -                                       | -              | -                           | -          | -             | -                                       | 96             | 1                           | <1         | 3             | -                                       |
| Guadeloupe                 | 2015 | 399                    | 98      | -              | -                           | -          | -             | -                                       | -              | -                           | -          | -             | -                                       | >99            | <1                          | <1         | <1            | -                                       |
|                            | 2022 | 396                    | 99      | -              | -                           | -          | -             | -                                       | -              | -                           | -          | -             | -                                       | >99            | <1                          | <1         | <1            | -                                       |
| Guam                       | 2015 | 168                    | 95      | -              | -                           | -          | -             | -                                       | -              | -                           | -          | -             | -                                       | >99            | <1                          | <1         | <1            | 0.01                                    |
|                            | 2022 | 172                    | 95      | -              | -                           | -          | -             | -                                       | -              | -                           | -          | -             | -                                       | >99            | <1                          | <1         | <1            | 0.01                                    |
| Guatemala                  | 2015 | 16 001                 | 50      | 87             | 2                           | 7          | 4             | 0.54                                    | 97             | <1                          | 2          | <1            | 0.12                                    | 92             | <1                          | 5          | 2             | 0.37                                    |
|                            | 2022 | 17 844                 | 53      | 91             | 2                           | 4          | 3             | 0.54                                    | 98             | <1                          | 2          | <1            | 0.12                                    | 95             | 1                           | 3          | 2             | 0.37                                    |
| Guinea                     | 2015 | 11 626                 | 35      | 51             | 17                          | 16         | 16            | 0.92                                    | 84             | 10                          | 5          | <1            | 0.77                                    | 63             | 15                          | 12         | 11            | 0.97                                    |
|                            | 2022 | 13 859                 | 38      | 59             | 16                          | 13         | 13            | 0.92                                    | 92             | 6                           | 2          | <1            | 0.77                                    | 71             | 12                          | 8          | 8             | 0.97                                    |
| Guinea-Bissau              | 2015 | 1 789                  | 42      | 50             | 9                           | 39         | 2             | 0.45                                    | 75             | 13                          | 12         | <1            | -0.21                                   | 61             | 11                          | 27         | 1             | 0.29                                    |
|                            | 2022 | 2 106                  | 45      | 53             | 12                          | 34         | 2             | 0.45                                    | 73             | 18                          | 8          | <1            | -0.21                                   | 62             | 15                          | 22         | <1            | 0.29                                    |
| Guyana                     | 2015 | 755                    | 26      | 93             | 2                           | 3          | 3             | 0.44                                    | 96             | 3                           | <1         | <1            | 0.07                                    | 94             | 2                           | 2          | 2             | 0.33                                    |
|                            | 2022 | 809                    | 27      | 96             | 2                           | 1          | 1             | 0.44                                    | 96             | 4                           | <1         | <1            | 0.07                                    | 96             | 2                           | <1         | <1            | 0.33                                    |
| Haiti                      | 2015 | 10 564                 | 52      | 42             | 12                          | 44         | 2             | 0.11                                    | 85             | 6                           | 9          | <1            | -0.01                                   | 65             | 9                           | 25         | <1            | 0.51                                    |
|                            | 2022 | 11 585                 | 59      | 43             | 13                          | 44         | <1            | 0.11                                    | 85             | 7                           | 8          | <1            | -0.01                                   | 67             | 10                          | 23         | <1            | 0.51                                    |
| Honduras                   | 2015 | 9 295                  | 55      | 86             | 1                           | 11         | 1             | 0.64                                    | 98             | <1                          | 1          | <1            | 0.15                                    | 93             | <1                          | 6          | <1            | 0.48                                    |
|                            | 2022 | 10 433                 | 60      | 91             | 1                           | 8          | <1            | 0.64                                    | >99            | <1                          | <1         | <1            | 0.15                                    | 96             | 1                           | 3          | <1            | 0.48                                    |
| Hungary                    | 2015 | 9 844                  | 71      | >99            | <1                          | <1         | <1            | 0.00                                    | >99            | <1                          | <1         | <1            | 0.00                                    | >99            | <1                          | <1         | <1            | 0.00                                    |
|                            | 2022 | 9 967                  | 73      | >99            | <1                          | <1         | <1            | 0.00                                    | >99            | <1                          | <1         | <1            | 0.00                                    | >99            | <1                          | <1         | <1            | 0.00                                    |
| Iceland                    | 2015 | 331                    | 94      | >99            | <1                          | <1         | <1            | 0.00                                    | >99            | <1                          | <1         | <1            | 0.00                                    | >99            | <1                          | <1         | <1            | 0.00                                    |
|                            | 2022 | 373                    | 94      | >99            | <1                          | <1         | <1            | 0.00                                    | >99            | <1                          | <1         | <1            | 0.00                                    | >99            | <1                          | <1         | <1            | 0.00                                    |
| India                      | 2015 | 1 322 867              | 33      | 87             | 5                           | 7          | 1             | 0.76                                    | 95             | 2                           | 3          | <1            | 0.18                                    | 89             | 4                           | 6          | <1            | 0.61                                    |
|                            | 2022 | 1 417 173              | 36      | 92             | 5                           | 2          | <1            | 0.76                                    | 96             | 3                           | 1          | <1            | 0.18                                    | 93             | 4                           | 2          | <1            | 0.61                                    |
| Indonesia                  | 2015 | 259 092                | 53      | 81             | <1                          | 15         | 3             | 1.05                                    | 95             | <1                          | 4          | <1            | 0.42                                    | 89             | <1                          | 9          | 2             | 0.86                                    |
|                            | 2022 | 275 501                | 58      | 88             | 1                           | 9          | 2             | 1.05                                    | 98             | <1                          | <1         | <1            | 0.42                                    | 94             | <1                          | 4          | <1            | 0.86                                    |
| Iran (Islamic Republic of) | 2015 | 81 791                 | 73      | 92             | 4                           | 3          | <1            | 0.33                                    | 98             | 1                           | <1         | <1            | 0.03                                    | 97             | 2                           | 1          | <1            | 0.16                                    |
|                            | 2022 | 88 551                 | 77      | 94             | 4                           | 1          | <1            | 0.33                                    | 99             | 1                           | <1         | <1            | 0.03                                    | 98             | 2                           | <1         | <1            | 0.16                                    |
| Iraq                       | 2015 | 37 758                 | 70      | 85             | 3                           | 3          | 10            | 1.85                                    | 98             | <1                          | 1          | <1            | 0.30                                    | 94             | 1                           | 2          | 3             | 0.80                                    |
|                            | 2022 | 44 496                 | 71      | 95             | 3                           | <1         | 3             | 1.85                                    | >99            | <1                          | <1         | <1            | 0.30                                    | 98             | <1                          | <1         | <1            | 0.80                                    |
| Ireland                    | 2015 | 4 666                  | 63      | 97             | <1                          | 3          | <1            | -0.02                                   | 96             | <1                          | 4          | <1            | -0.07                                   | 96             | <1                          | 4          | <1            | -0.06                                   |
|                            | 2022 | 5 023                  | 64      | 97             | <1                          | 3          | <1            | -0.02                                   | 95             | <1                          | 5          | <1            | -0.07                                   | 96             | <1                          | 4          | <1            | -0.06                                   |
| Isle of Man                | 2015 | 84                     | 52      | -              | -                           | -          | -             | -                                       | -              | -                           | -          | -             | -                                       | 99             | <1                          | 1          | <1            | -                                       |
|                            | 2022 | 85                     | 53      | -              | -                           | -          | -             | -                                       | -              | -                           | -          | -             | -                                       | >99            | <1                          | <1         | <1            | -                                       |

| COUNTRY, AREA OR TERRITORY | Year | RURAL  |                        |                       |                         |       | URBAN  |                |                        |                       |                         | TOTAL  |           |                |                        |                       |                         |       |           |
|----------------------------|------|--|------------------------|-----------------------|-------------------------|-------|--|----------------|------------------------|-----------------------|-------------------------|--|-----------|----------------|------------------------|-----------------------|-------------------------|-------|-----------|
|                            |      | Proportion of population using improved water supplies |                        |                       |                         |       | Proportion of population using improved water supplies |                |                        |                       |                         | Proportion of population using improved water supplies |           |                |                        |                       |                         |       |           |
|                            |      | Safely managed   | Accessible on premises | Available when needed | Free from contamination | Piped | Non-piped  | Safely managed | Accessible on premises | Available when needed | Free from contamination | Piped  | Non-piped | Safely managed | Accessible on premises | Available when needed | Free from contamination | Piped | Non-piped |
| French Guiana              | 2015 | -  | -                      | -                     | -                       | -     | -  | -              | -                      | -                     | -                       | -  | 91        | 91             | -                      | 93                    | 88                      | 6     |           |
|                            | 2022 | -  | -                      | -                     | -                       | -     | -  | -              | -                      | -                     | -                       | -  | 91        | 91             | -                      | 94                    | 89                      | 6     |           |
| French Polynesia           | 2015 | -  | -                      | -                     | -                       | -     | -  | -              | -                      | -                     | -                       | -  | 88        | 98             | -                      | 88                    | >99                     | <1    |           |
|                            | 2022 | -  | -                      | -                     | -                       | -     | -  | -              | -                      | -                     | -                       | -  | 82        | 98             | -                      | 82                    | >99                     | <1    |           |
| Gabon                      | 2015 | -  | 21                     | 14                    | -                       | 27    | 33   | -              | 76                     | 35                    | -                       | 94   | 3         | -              | 69                     | 32                    | -                       | 86    | 6         |
|                            | 2022 | -  | 23                     | 16                    | -                       | 30    | 38   | -              | 77                     | 35                    | -                       | 94   | 3         | -              | 72                     | 33                    | -                       | 88    | 6         |
| Gambia                     | 2015 | 9  | 9                      | 62                    | 33                      | 56    | 28   | 65             | 65                     | 73                    | 67                      | 84   | 8         | 42             | 42                     | 69                    | 53                      | 73    | 16        |
|                            | 2022 | 12   | 12                     | 65                    | 35                      | 71    | 18   | 68             | 76                     | 74                    | 68                      | 84   | 9         | 48             | 53                     | 71                    | 56                      | 79    | 12        |
| Georgia                    | 2015 | 40   | 86                     | 67                    | 40                      | 59    | 34   | 88             | 99                     | 88                    | 89                      | 95   | 5         | 67             | 93                     | 79                    | 68                      | 80    | 17        |
|                            | 2022 | 41   | 89                     | 68                    | 41                      | 66    | 29   | 88             | >99                    | 88                    | 89                      | 97   | 2         | 69             | 95                     | 80                    | 70                      | 85    | 13        |
| Germany                    | 2015 | >99  | >99                    | -                     | >99                     | >99   | <1   | >99            | >99                    | -                     | >99                     | >99  | <1        | >99            | >99                    | >99                   | >99                     | >99   | <1        |
|                            | 2022 | >99  | >99                    | -                     | >99                     | >99   | <1   | >99            | >99                    | -                     | >99                     | >99  | <1        | >99            | >99                    | >99                   | >99                     | >99   | <1        |
| Ghana                      | 2015 | 11   | 11                     | 68                    | 43                      | 27    | 51   | 52             | 52                     | 83                    | 62                      | 72   | 25        | 33             | 33                     | 76                    | 53                      | 52    | 37        |
|                            | 2022 | 19   | 19                     | 82                    | 46                      | 34    | 52   | 63             | 65                     | 91                    | 63                      | 73   | 27        | 44             | 46                     | 87                    | 56                      | 57    | 38        |
| Gibraltar                  | 2015 | -  | -                      | -                     | -                       | -     | -  | >99            | >99                    | -                     | >99                     | >99  | <1        | >99            | >99                    | -                     | >99                     | >99   | <1        |
|                            | 2022 | -  | -                      | -                     | -                       | -     | -  | >99            | >99                    | -                     | >99                     | >99  | <1        | >99            | >99                    | -                     | >99                     | >99   | <1        |
| Greece                     | 2015 | -  | >99                    | -                     | -                       | >99   | <1   | -              | >99                    | -                     | -                       | >99  | <1        | >99            | >99                    | -                     | >99                     | >99   | <1        |
|                            | 2022 | -  | >99                    | -                     | -                       | >99   | <1   | -              | >99                    | -                     | -                       | >99  | <1        | 99             | >99                    | -                     | 99                      | >99   | <1        |
| Greenland                  | 2015 | -  | -                      | -                     | -                       | -     | -  | -              | -                      | -                     | -                       | -  | -         | -              | 90                     | -                     | -                       | >99   | <1        |
|                            | 2022 | -  | -                      | -                     | -                       | -     | -  | -              | -                      | -                     | -                       | -  | -         | -              | 90                     | -                     | -                       | >99   | <1        |
| Grenada                    | 2015 | -  | -                      | -                     | -                       | -     | -  | -              | -                      | -                     | -                       | -  | -         | 90             | 90                     | 92                    | 91                      | 92    | 4         |
|                            | 2017 | -  | -                      | -                     | -                       | -     | -  | -              | -                      | -                     | -                       | -  | -         | 90             | 90                     | 92                    | 93                      | 92    | 4         |
| Guadeloupe                 | 2015 | -  | -                      | -                     | -                       | -     | -  | -              | -                      | -                     | -                       | -  | -         | 98             | >99                    | -                     | 98                      | >99   | <1        |
|                            | 2022 | -  | -                      | -                     | -                       | -     | -  | -              | -                      | -                     | -                       | -  | -         | 96             | >99                    | -                     | 96                      | >99   | <1        |
| Guam                       | 2015 | -  | -                      | -                     | -                       | -     | -  | -              | -                      | -                     | -                       | -  | -         | >99            | >99                    | -                     | >99                     | >99   | <1        |
|                            | 2022 | -  | -                      | -                     | -                       | -     | -  | -              | -                      | -                     | -                       | -  | -         | >99            | >99                    | -                     | >99                     | -     | -         |
| Guatemala                  | 2015 | 44   | 75                     | 55                    | 44                      | 65    | 24   | 64             | 94                     | 64                    | 68                      | 90   | 8         | 54             | 84                     | 60                    | 56                      | 77    | 16        |
|                            | 2022 | 46   | 80                     | 58                    | 46                      | 65    | 27   | 66             | 95                     | 66                    | 68                      | 89   | 9         | 56             | 88                     | 62                    | 58                      | 78    | 18        |
| Guinea                     | 2015 | -  | 13                     | 27                    | -                       | 6     | 62   | -              | 61                     | 37                    | -                       | 56   | 38        | -              | 30                     | 31                    | -                       | 23    | 54        |
|                            | 2022 | -  | 18                     | 29                    | -                       | 8     | 67   | -              | 70                     | 29                    | -                       | 47   | 51        | -              | 38                     | 29                    | -                       | 23    | 61        |
| Guinea-Bissau              | 2015 | 11   | 11                     | 56                    | 33                      | 22    | 37   | 38             | 38                     | 59                    | 57                      | 58   | 30        | 22             | 22                     | 57                    | 43                      | 37    | 34        |
|                            | 2022 | 14   | 14                     | 61                    | 36                      | 32    | 32   | 36             | 36                     | 61                    | 59                      | 67   | 25        | 24             | 24                     | 61                    | 46                      | 48    | 29        |
| Guyana                     | 2015 | -  | 86                     | 85                    | -                       | 64    | 31   | -              | 84                     | 87                    | -                       | 83   | 16        | -              | 85                     | 85                    | -                       | 69    | 27        |
|                            | 2022 | -  | 90                     | 88                    | -                       | 65    | 33   | -              | 84                     | 87                    | -                       | 84   | 16        | -              | 89                     | 88                    | -                       | 70    | 28        |
| Haiti                      | 2015 | -  | 8                      | 44                    | -                       | 25    | 29   | -              | 14                     | 78                    | -                       | 26   | 65        | -              | 11                     | 61                    | -                       | 26    | 48        |
|                            | 2022 | -  | 7                      | 45                    | -                       | 24    | 32   | -              | 8                      | 78                    | -                       | 15   | 77        | -              | 8                      | 64                    | -                       | 19    | 58        |
| Honduras                   | 2015 | 43   | 78                     | 71                    | 43                      | 79    | 8  | 77             | 96                     | 78                    | 77                      | 95   | 4         | 62             | 88                     | 75                    | 62                      | 88    | 6         |
|                            | 2022 | 46   | 80                     | 78                    | 46                      | 86    | 6  | 78             | 97                     | 94                    | 78                      | 96   | 4         | 65             | 90                     | 87                    | 65                      | 92    | 5         |
| Hungary                    | 2015 | 88   | >99                    | >99                   | 88                      | 99    | <1   | 93             | >99                    | >99                   | 93                      | >99  | <1        | 92             | >99                    | >99                   | 92                      | >99   | <1        |
|                            | 2022 | >99  | >99                    | >99                   | >99                     | >99   | <1   | >99            | >99                    | >99                   | >99                     | >99  | <1        | >99            | >99                    | >99                   | >99                     | >99   | <1        |
| Iceland                    | 2015 | -  | >99                    | -                     | -                       | >99   | <1   | -              | >99                    | -                     | -                       | >99  | <1        | 98             | >99                    | -                     | 98                      | >99   | <1        |
|                            | 2022 | -  | >99                    | -                     | -                       | >99   | <1   | -              | >99                    | -                     | -                       | >99  | <1        | >99            | >99                    | -                     | >99                     | >99   | <1        |
| India                      | 2015 | 53   | 53                     | 69                    | 66                      | 33    | 59   | -              | 77                     | 80                    | -                       | 68   | 29        | -              | 61                     | 72                    | -                       | 45    | 49        |
|                            | 2022 | 66   | 66                     | 69                    | 86                      | 33    | 64   | -              | 82                     | 75                    | -                       | 66   | 33        | -              | 72                     | 71                    | -                       | 45    | 53        |
| Indonesia                  | 2015 | 22   | 58                     | 74                    | 22                      | 11    | 71   | 34             | 74                     | 88                    | 34                      | 31   | 65        | 28             | 67                     | 81                    | 28                      | 22    | 68        |
|                            | 2022 | 24   | 64                     | 81                    | 24                      | 14    | 76   | 35             | 74                     | 91                    | 35                      | 30   | 69        | 30             | 70                     | 86                    | 30                      | 23    | 72        |
| Iran (Islamic Republic of) | 2015 | 86   | 86                     | -                     | 89                      | 93    | 3  | 96             | 96                     | -                     | 98                      | >99  | <1        | 93             | 93                     | -                     | 96                      | 98    | 1         |
|                            | 2022 | 88   | 88                     | -                     | 99                      | 97    | 2  | 96             | 96                     | -                     | 98                      | >99  | <1        | 94             | 94                     | -                     | 98                      | >99   | <1        |
| Iraq                       | 2015 | 43   | 75                     | 53                    | 43                      | 64    | 23   | 64             | 94                     | 73                    | 64                      | 89   | 10        | 57             | 88                     | 67                    | 57                      | 82    | 14        |
|                            | 2022 | 48   | 93                     | 62                    | 48                      | 72    | 25   | 65             | 95                     | 78                    | 65                      | 88   | 12        | 60             | 94                     | 74                    | 60                      | 84    | 16        |
| Ireland                    | 2015 | -  | 97                     | -                     | -                       | 97    | <1   | -              | 96                     | -                     | -                       | 96   | <1        | 95             | 96                     | -                     | 95                      | 96    | <1        |
|                            | 2022 | -  | 97                     | -                     | -                       | 97    | <1   | -              | 95                     | -                     | -                       | 95   | <1        | 96             | 96                     | -                     | 96                      | 96    | <1        |
| Isle of Man                | 2015 | -  | -                      | -                     | -                       | -     | -  | -              | -                      | -                     | -                       | -  | -         | 97             | 97                     | -                     | 99                      | 98    | 1         |
|                            | 2022 | -  | -                      | -                     | -                       | -     | -  | -              | -                      | -                     | -                       | -  | -         | >99            | >99                    | -                     | >99                     | >99   | <1        |

| COUNTRY, AREA OR TERRITORY       | Year | Population (thousands) | % urban | RURAL          |                             |            |               |   | URBAN          |                             |            |               |   | TOTAL          |                             |            |               |   |
|----------------------------------|------|------------------------|---------|----------------|-----------------------------|------------|---------------|---|----------------|-----------------------------|------------|---------------|---|----------------|-----------------------------|------------|---------------|---|
|                                  |      |                        |         | At least basic | Limited (more than 30 mins) | Unimproved | Surface water | Annual rate of change in at least basic | At least basic | Limited (more than 30 mins) | Unimproved | Surface water | Annual rate of change in at least basic | At least basic | Limited (more than 30 mins) | Unimproved | Surface water | Annual rate of change in at least basic |
|                                  |      |                        |         |                |                             |            |               |   |                |                             |            |               |   |                |                             |            |               |   |
| Israel                           | 2015 | 8 008                  | 92      | >99            | <1                          | <1         | <1            | 0.00                                    | >99            | <1                          | <1         | <1            | 0.00                                    | >99            | <1                          | <1         | <1            | 0.00                                    |
|                                  | 2022 | 9 038                  | 93      | >99            | <1                          | <1         | <1            | -                                       | >99            | <1                          | <1         | <1            | -                                       | >99            | <1                          | <1         | <1            | -                                       |
| Italy                            | 2015 | 60 233                 | 70      | -              | -                           | -          | -             | -                                       | -              | -                           | -          | -             | -                                       | >99            | <1                          | <1         | <1            | 0.02                                    |
|                                  | 2022 | 59 037                 | 72      | -              | -                           | -          | -             | -                                       | -              | -                           | -          | -             | -                                       | >99            | <1                          | <1         | <1            | -                                       |
| Jamaica                          | 2015 | 2 794                  | 55      | 85             | 8                           | 3          | 4             | -0.12                                   | 95             | 3                           | 1          | <1            | -0.11                                   | 90             | 5                           | 2          | 2             | -0.09                                   |
|                                  | 2022 | 2 827                  | 57      | 85             | 8                           | 3          | 4             | -                                       | 95             | 3                           | 1          | <1            | -                                       | 91             | 5                           | 2          | 2             | -                                       |
| Japan                            | 2015 | 127 251                | 91      | -              | -                           | -          | -             | -                                       | -              | -                           | -          | -             | -                                       | 99             | <1                          | 1          | <1            | 0.03                                    |
|                                  | 2022 | 123 952                | 92      | -              | -                           | -          | -             | -                                       | -              | -                           | -          | -             | -                                       | >99            | <1                          | <1         | <1            | -                                       |
| Jordan                           | 2015 | 9 494                  | 90      | 97             | <1                          | 2          | <1            | 0.01                                    | >99            | <1                          | <1         | <1            | 0.00                                    | 99             | <1                          | <1         | <1            | 0.02                                    |
|                                  | 2022 | 11 286                 | 92      | 97             | <1                          | 2          | <1            | -                                       | >99            | <1                          | <1         | <1            | -                                       | 99             | <1                          | <1         | <1            | -                                       |
| Kazakhstan                       | 2015 | 17 836                 | 57      | 91             | 2                           | 7          | <1            | -                                       | 98             | 2                           | <1         | <1            | 0.06                                    | 95             | 2                           | 3          | <1            | -                                       |
|                                  | 2022 | 19 398                 | 58      | -              | -                           | -          | -             | -                                       | 98             | 2                           | <1         | <1            | -                                       | -              | -                           | -          | -             | -                                       |
| Kenya                            | 2015 | 46 851                 | 26      | 48             | 10                          | 14         | 28            | 0.72                                    | 87             | 4                           | 4          | 5             | -0.06                                   | 58             | 8                           | 12         | 22            | 0.70                                    |
|                                  | 2022 | 54 027                 | 29      | 53             | 11                          | 12         | 24            | -                                       | 86             | 4                           | 4          | 6             | -                                       | 63             | 9                           | 9          | 19            | -                                       |
| Kiribati                         | 2015 | 117                    | 52      | 56             | 2                           | 42         | <1            | 0.49                                    | 86             | 3                           | 12         | <1            | 0.50                                    | 71             | 2                           | 26         | <1            | 0.67                                    |
|                                  | 2022 | 131                    | 57      | 60             | 2                           | 38         | <1            | -                                       | 88             | 6                           | 6          | <1            | -                                       | 76             | 4                           | 20         | <1            | -                                       |
| Kuwait                           | 2015 | 3 909                  | 100     | -              | -                           | -          | -             | -                                       | >99            | <1                          | <1         | <1            | 0.00                                    | >99            | <1                          | <1         | <1            | 0.00                                    |
|                                  | 2022 | 4 269                  | 100     | -              | -                           | -          | -             | -                                       | >99            | <1                          | <1         | <1            | -                                       | >99            | <1                          | <1         | <1            | -                                       |
| Kyrgyzstan                       | 2015 | 5 915                  | 36      | 82             | 3                           | 3          | 11            | 0.61                                    | 98             | <1                          | <1         | 1             | 0.21                                    | 88             | 2                           | 2          | 8             | 0.48                                    |
|                                  | 2022 | 6 631                  | 37      | 86             | 4                           | 3          | 7             | -                                       | >99            | <1                          | <1         | <1            | -                                       | 91             | 3                           | 2          | 4             | -                                       |
| Lao People's Democratic Republic | 2015 | 6 787                  | 33      | 70             | 4                           | 18         | 7             | 1.86                                    | 92             | <1                          | 6          | <1            | 0.93                                    | 77             | 3                           | 14         | 5             | 1.79                                    |
|                                  | 2022 | 7 529                  | 38      | 78             | 6                           | 15         | <1            | -                                       | 97             | <1                          | 3          | <1            | -                                       | 85             | 3                           | 10         | <1            | -                                       |
| Latvia                           | 2015 | 1 992                  | 68      | 98             | <1                          | 2          | <1            | 0.14                                    | 99             | <1                          | <1         | <1            | 0.01                                    | 99             | <1                          | <1         | <1            | 0.05                                    |
|                                  | 2022 | 1 851                  | 69      | 99             | <1                          | 1          | <1            | -                                       | 99             | <1                          | <1         | <1            | -                                       | 99             | <1                          | <1         | <1            | -                                       |
| Lebanon                          | 2015 | 6 399                  | 88      | -              | -                           | -          | -             | -                                       | -              | -                           | -          | -             | -                                       | 91             | 7                           | 2          | <1            | 0.37                                    |
|                                  | 2022 | 5 490                  | 89      | -              | -                           | -          | -             | -                                       | -              | -                           | -          | -             | -                                       | 93             | 7                           | <1         | <1            | -                                       |
| Lesotho                          | 2015 | 2 119                  | 27      | 65             | 13                          | 17         | 5             | 0.18                                    | 90             | 5                           | 5          | <1            | 0.55                                    | 71             | 11                          | 14         | 4             | 0.38                                    |
|                                  | 2022 | 2 306                  | 30      | 66             | 14                          | 13         | 7             | -                                       | 93             | 3                           | 4          | <1            | -                                       | 74             | 11                          | 10         | 5             | -                                       |
| Liberia                          | 2015 | 4 612                  | 50      | 61             | 5                           | 10         | 24            | 0.74                                    | 83             | 9                           | 6          | <1            | 0.28                                    | 72             | 7                           | 8          | 12            | 0.61                                    |
|                                  | 2022 | 5 303                  | 53      | 65             | 8                           | 6          | 21            | -                                       | 85             | 12                          | 4          | <1            | -                                       | 76             | 10                          | 5          | 10            | -                                       |
| Libya                            | 2015 | 6 192                  | 79      | -              | -                           | -          | -             | -                                       | -              | -                           | -          | -             | -                                       | 97             | <1                          | 3          | <1            | 0.71                                    |
|                                  | 2022 | 6 812                  | 81      | -              | -                           | -          | -             | -                                       | -              | -                           | -          | -             | -                                       | >99            | <1                          | <1         | <1            | -                                       |
| Liechtenstein                    | 2015 | 37                     | 14      | -              | -                           | -          | -             | -                                       | -              | -                           | -          | -             | -                                       | >99            | <1                          | <1         | <1            | 0.00                                    |
|                                  | 2022 | 39                     | 15      | -              | -                           | -          | -             | -                                       | -              | -                           | -          | -             | -                                       | >99            | <1                          | <1         | <1            | -                                       |
| Lithuania                        | 2015 | 2 964                  | 67      | 91             | <1                          | 9          | <1            | 0.84                                    | >99            | <1                          | <1         | <1            | 0.15                                    | 97             | <1                          | 3          | <1            | 0.38                                    |
|                                  | 2022 | 2 750                  | 68      | 94             | <1                          | 6          | <1            | -                                       | >99            | <1                          | <1         | <1            | -                                       | 98             | <1                          | 2          | <1            | -                                       |
| Luxembourg                       | 2015 | 569                    | 90      | >99            | <1                          | <1         | <1            | -0.06                                   | >99            | <1                          | <1         | <1            | 0.00                                    | >99            | <1                          | <1         | <1            | -0.01                                   |
|                                  | 2022 | 648                    | 92      | 99             | <1                          | 1          | <1            | -                                       | >99            | <1                          | <1         | <1            | -                                       | >99            | <1                          | <1         | <1            | -                                       |
| Madagascar                       | 2015 | 24 851                 | 35      | 32             | 2                           | 38         | 27            | 0.54                                    | 77             | 6                           | 12         | 5             | 0.38                                    | 48             | 4                           | 29         | 19            | 0.75                                    |
|                                  | 2022 | 29 612                 | 40      | 36             | 2                           | 43         | 18            | -                                       | 80             | 8                           | 12         | <1            | -                                       | 53             | 5                           | 31         | 11            | -                                       |
| Malawi                           | 2015 | 16 939                 | 16      | 62             | 21                          | 13         | 4             | 0.93                                    | 86             | 9                           | 4          | <1            | 0.01                                    | 66             | 19                          | 11         | 4             | 0.82                                    |
|                                  | 2022 | 20 405                 | 18      | 69             | 23                          | 6          | 2             | -                                       | 86             | 10                          | 4          | <1            | -                                       | 72             | 21                          | 5          | 2             | -                                       |
| Malaysia                         | 2015 | 31 069                 | 74      | 91             | <1                          | 9          | -             | -0.13                                   | >99            | <1                          | <1         | <1            | -0.01                                   | 97             | <1                          | 3          | -             | 0.01                                    |
|                                  | 2022 | 33 938                 | 78      | 90             | <1                          | 9          | -             | -                                       | >99            | <1                          | <1         | <1            | -                                       | 97             | <1                          | 2          | -             | -                                       |
| Maldives                         | 2015 | 436                    | 39      | 99             | <1                          | <1         | <1            | 0.35                                    | 99             | <1                          | 1          | <1            | 0.06                                    | 99             | <1                          | 1          | <1            | 0.26                                    |
|                                  | 2022 | 524                    | 42      | >99            | <1                          | <1         | <1            | -                                       | >99            | <1                          | <1         | <1            | -                                       | >99            | <1                          | <1         | <1            | -                                       |
| Mali                             | 2015 | 18 113                 | 40      | 63             | 5                           | 29         | 3             | 1.61                                    | 89             | 4                           | 6          | <1            | 0.79                                    | 73             | 5                           | 20         | 2             | 1.54                                    |
|                                  | 2022 | 22 594                 | 45      | 74             | 4                           | 20         | 1             | -                                       | 95             | 5                           | <1         | <1            | -                                       | 84             | 5                           | 11         | <1            | -                                       |
| Malta                            | 2015 | 457                    | 94      | >99            | <1                          | <1         | <1            | 0.00                                    | >99            | <1                          | <1         | <1            | 0.00                                    | >99            | <1                          | <1         | <1            | 0.00                                    |
|                                  | 2022 | 533                    | 95      | >99            | <1                          | <1         | <1            | -                                       | >99            | <1                          | <1         | <1            | -                                       | >99            | <1                          | <1         | <1            | -                                       |
| Marshall Islands                 | 2015 | 49                     | 76      | 91             | 5                           | 4          | <1            | -0.34                                   | 85             | 13                          | 2          | <1            | -                                       | 87             | 11                          | 2          | <1            | -                                       |
|                                  | 2022 | 42                     | 79      | 87             | 5                           | 8          | <1            | -                                       | 84             | 13                          | 3          | <1            | -                                       | 85             | 11                          | 4          | <1            | -                                       |

| COUNTRY, AREA OR TERRITORY       | Year | RURAL  |                        |                       |                         |       | URBAN  |                |                        |                       |                         | TOTAL  |           |                |                        |                       |                         |       |           |
|----------------------------------|------|--|------------------------|-----------------------|-------------------------|-------|--|----------------|------------------------|-----------------------|-------------------------|--|-----------|----------------|------------------------|-----------------------|-------------------------|-------|-----------|
|                                  |      | Proportion of population using improved water supplies |                        |                       |                         |       | Proportion of population using improved water supplies |                |                        |                       |                         | Proportion of population using improved water supplies |           |                |                        |                       |                         |       |           |
|                                  |      | Safely managed   | Accessible on premises | Available when needed | Free from contamination | Piped | Non-piped  | Safely managed | Accessible on premises | Available when needed | Free from contamination | Piped  | Non-piped | Safely managed | Accessible on premises | Available when needed | Free from contamination | Piped | Non-piped |
| Israel                           | 2015 | >99  | >99                    | -                     | >99                     | >99   | <1   | >99            | >99                    | -                     | >99                     | >99  | <1        | >99            | >99                    | -                     | >99                     | >99   | <1        |
|                                  | 2022 | >99  | >99                    | -                     | >99                     | >99   | <1   | >99            | >99                    | -                     | >99                     | >99  | <1        | >99            | >99                    | -                     | >99                     | >99   | <1        |
| Italy                            | 2015 | -  | -                      | -                     | -                       | -     | -  | -              | -                      | -                     | -                       | -  | -         | 94             | 98                     | -                     | 94                      | 98    | 1         |
|                                  | 2022 | -  | -                      | -                     | -                       | -     | -  | -              | -                      | -                     | -                       | -  | -         | 93             | 98                     | -                     | 93                      | -     | -         |
| Jamaica                          | 2015 | -  | 72                     | -                     | -                       | 70    | 23   | -              | 93                     | 54                    | -                       | 93   | 6         | -              | 83                     | 47                    | -                       | 82    | 13        |
|                                  | 2022 | -  | 72                     | -                     | -                       | 73    | 21   | -              | 93                     | 45                    | -                       | 92   | 7         | -              | 84                     | 38                    | -                       | 84    | 13        |
| Japan                            | 2015 | -  | -                      | -                     | -                       | -     | -  | -              | -                      | -                     | -                       | -  | -         | 98             | 98                     | -                     | 99                      | 98    | 1         |
|                                  | 2022 | -  | -                      | -                     | -                       | -     | -  | -              | -                      | -                     | -                       | -  | -         | 99             | 99                     | -                     | >99                     | 98    | <1        |
| Jordan                           | 2015 | -  | 97                     | 77                    | -                       | 81    | 17   | -              | 99                     | 75                    | -                       | 89   | 10        | 75             | 98                     | 75                    | 98                      | 88    | 11        |
|                                  | 2022 | -  | 97                     | 87                    | -                       | 80    | 18   | -              | 99                     | 86                    | -                       | 87   | 13        | 86             | 98                     | 86                    | 98                      | 86    | 13        |
| Kazakhstan                       | 2015 | -  | 77                     | -                     | -                       | 59    | 33   | -              | 93                     | -                     | -                       | 98   | 2         | 86             | 86                     | -                     | 95                      | 81    | 16        |
|                                  | 2022 | -  | -                      | -                     | -                       | -     | -  | -              | 94                     | -                     | -                       | -  | -         | -              | -                      | -                     | -                       | -     | -         |
| Kenya                            | 2015 | -  | 24                     | 44                    | -                       | 21    | 37   | -              | 62                     | 70                    | -                       | 68   | 23        | -              | 33                     | 51                    | -                       | 33    | 33        |
|                                  | 2022 | -  | 30                     | 52                    | -                       | 22    | 42   | -              | 63                     | 77                    | -                       | 60   | 30        | -              | 40                     | 59                    | -                       | 33    | 38        |
| Kiribati                         | 2015 | 6  | 38                     | 47                    | 6                       | 16    | 42   | 19             | 73                     | 46                    | 19                      | 55   | 33        | 13             | 56                     | 47                    | 13                      | 36    | 38        |
|                                  | 2022 | 7  | 33                     | 50                    | 7                       | 15    | 47   | 20             | 68                     | 49                    | 20                      | 61   | 33        | 14             | 53                     | 49                    | 14                      | 41    | 39        |
| Kuwait                           | 2015 | -  | -                      | -                     | -                       | -     | -  | -              | >99                    | >99                   | >99                     | >99  | -         | -              | >99                    | >99                   | >99                     | >99   | -         |
|                                  | 2022 | -  | -                      | -                     | -                       | -     | -  | -              | >99                    | >99                   | >99                     | >99  | -         | -              | >99                    | >99                   | >99                     | >99   | -         |
| Kyrgyzstan                       | 2015 | 54   | 54                     | 73                    | 76                      | 77    | 9  | 91             | 93                     | 91                    | 95                      | 97   | 1         | 67             | 68                     | 80                    | 83                      | 84    | 6         |
|                                  | 2022 | 67   | 67                     | 77                    | 81                      | 90    | <1   | 92             | 99                     | 92                    | 99                      | >99  | <1        | 76             | 79                     | 83                    | 88                      | 94    | <1        |
| Lao People's Democratic Republic | 2015 | 11   | 54                     | 71                    | 11                      | 13    | 61   | 26             | 90                     | 91                    | 26                      | 59   | 34        | 16             | 66                     | 78                    | 16                      | 28    | 52        |
|                                  | 2022 | 12   | 77                     | 80                    | 12                      | 14    | 70   | 27             | 97                     | 95                    | 27                      | 62   | 35        | 18             | 84                     | 86                    | 18                      | 32    | 57        |
| Latvia                           | 2015 | -  | 88                     | -                     | -                       | 79    | 19   | -              | 98                     | -                     | -                       | 97   | 3         | 95             | 95                     | -                     | 99                      | 91    | 8         |
|                                  | 2022 | -  | 93                     | -                     | -                       | 88    | 11   | -              | 99                     | -                     | -                       | 98   | 1         | 97             | 97                     | -                     | >99                     | 95    | 4         |
| Lebanon                          | 2015 | -  | -                      | -                     | -                       | -     | -  | -              | -                      | -                     | -                       | -  | -         | 47             | 88                     | 88                    | 47                      | 87    | 11        |
|                                  | 2022 | -  | -                      | -                     | -                       | -     | -  | -              | -                      | -                     | -                       | -  | -         | 48             | 90                     | 90                    | 48                      | 90    | 10        |
| Lesotho                          | 2015 | 7  | 7                      | 50                    | 47                      | 61    | 17   | 66             | 68                     | 66                    | 85                      | 88   | 6         | 23             | 24                     | 55                    | 57                      | 68    | 14        |
|                                  | 2022 | 9  | 9                      | 55                    | 48                      | 64    | 15   | 73             | 78                     | 73                    | 86                      | 91   | 5         | 28             | 30                     | 60                    | 59                      | 72    | 12        |
| Liberia                          | 2015 | -  | 6                      | 41                    | -                       | <1    | 66   | -              | 20                     | 60                    | -                       | 14   | 78        | -              | 13                     | 50                    | -                       | 8     | 72        |
|                                  | 2022 | -  | 6                      | 50                    | -                       | <1    | 74   | -              | 28                     | 68                    | -                       | 10   | 86        | -              | 18                     | 60                    | -                       | 5     | 80        |
| Libya                            | 2015 | -  | -                      | -                     | -                       | -     | -  | -              | -                      | -                     | -                       | -  | -         | -              | 87                     | 93                    | -                       | 75    | 22        |
|                                  | 2022 | -  | -                      | -                     | -                       | -     | -  | -              | -                      | -                     | -                       | -  | -         | -              | 90                     | 96                    | -                       | 78    | 22        |
| Liechtenstein                    | 2015 | -  | -                      | -                     | -                       | -     | -  | -              | -                      | -                     | -                       | -  | -         | >99            | >99                    | -                     | >99                     | >99   | <1        |
|                                  | 2022 | -  | -                      | -                     | -                       | -     | -  | -              | -                      | -                     | -                       | -  | -         | >99            | >99                    | -                     | >99                     | >99   | <1        |
| Lithuania                        | 2015 | -  | 83                     | -                     | -                       | 81    | 9  | 99             | 99                     | -                     | >99                     | 99   | <1        | 92             | 94                     | -                     | 92                      | 93    | 3         |
|                                  | 2022 | -  | 86                     | -                     | -                       | 87    | 7  | >99            | >99                    | -                     | >99                     | >99  | <1        | 95             | 95                     | -                     | 98                      | 96    | 2         |
| Luxembourg                       | 2015 | 98   | 98                     | -                     | >99                     | 98    | <1   | >99            | >99                    | -                     | >99                     | >99  | <1        | >99            | >99                    | -                     | >99                     | >99   | <1        |
|                                  | 2022 | 97   | 97                     | -                     | 99                      | 97    | 1  | >99            | >99                    | -                     | >99                     | >99  | <1        | >99            | >99                    | -                     | >99                     | >99   | <1        |
| Madagascar                       | 2015 | 9  | 9                      | 27                    | 9                       | 15    | 20   | 34             | 34                     | 67                    | 53                      | 64   | 19        | 17             | 18                     | 41                    | 24                      | 32    | 19        |
|                                  | 2022 | 10   | 14                     | 32                    | 10                      | 16    | 22   | 41             | 41                     | 67                    | 55                      | 66   | 21        | 22             | 25                     | 46                    | 28                      | 36    | 22        |
| Malawi                           | 2015 | 7  | 7                      | 62                    | 33                      | 10    | 73   | 47             | 47                     | 68                    | 66                      | 78   | 17        | 14             | 14                     | 63                    | 38                      | 21    | 64        |
|                                  | 2022 | 10   | 10                     | 80                    | 37                      | 8     | 84   | 52             | 52                     | 70                    | 67                      | 77   | 19        | 18             | 18                     | 78                    | 42                      | 21    | 72        |
| Malaysia                         | 2015 | -  | 83                     | -                     | -                       | 83    | 8  | -              | 97                     | -                     | -                       | 99   | <1        | 94             | 94                     | -                     | 97                      | 95    | 3         |
|                                  | 2022 | -  | 82                     | -                     | -                       | 83    | 8  | -              | 97                     | -                     | -                       | >99  | <1        | 94             | 94                     | -                     | 98                      | 96    | 2         |
| Maldives                         | 2015 | -  | 95                     | 67                    | -                       | 14    | 85   | -              | 99                     | 86                    | -                       | 97   | 2         | -              | 96                     | 74                    | -                       | 46    | 53        |
|                                  | 2022 | -  | 97                     | 67                    | -                       | 19    | 81   | -              | >99                    | 87                    | -                       | >99  | <1        | -              | 98                     | 75                    | -                       | 52    | 47        |
| Mali                             | 2015 | -  | 16                     | 48                    | -                       | 20    | 48   | -              | 54                     | 75                    | -                       | 76   | 17        | -              | 31                     | 59                    | -                       | 43    | 36        |
|                                  | 2022 | -  | 17                     | 54                    | -                       | 27    | 51   | -              | 71                     | 78                    | -                       | 83   | 17        | -              | 41                     | 65                    | -                       | 53    | 36        |
| Malta                            | 2015 | -  | >99                    | -                     | -                       | >99   | <1   | -              | >99                    | >99                   | -                       | >99  | <1        | >99            | >99                    | -                     | >99                     | >99   | <1        |
|                                  | 2022 | -  | >99                    | -                     | -                       | >99   | <1   | -              | >99                    | >99                   | -                       | >99  | <1        | >99            | >99                    | -                     | >99                     | >99   | <1        |
| Marshall Islands                 | 2015 | -  | 86                     | -                     | -                       | 4     | 92   | -              | 80                     | -                     | -                       | 30   | 68        | -              | 81                     | 79                    | -                       | 24    | 74        |
|                                  | 2022 | -  | 82                     | -                     | -                       | 7     | 85   | -              | 79                     | -                     | -                       | 33   | 64        | -              | 80                     | 81                    | -                       | 28    | 69        |

| COUNTRY, AREA OR TERRITORY       | Year | Population (thousands) |         | RURAL          |                             |            |               |   | URBAN          |                             |            |               |   | TOTAL          |                             |            |               |   |
|----------------------------------|------|------------------------|---------|----------------|-----------------------------|------------|---------------|---|----------------|-----------------------------|------------|---------------|---|----------------|-----------------------------|------------|---------------|---|
|                                  |      | Population (thousands) | % urban | At least basic | Limited (more than 30 mins) | Unimproved | Surface water | Annual rate of change in at least basic | At least basic | Limited (more than 30 mins) | Unimproved | Surface water | Annual rate of change in at least basic | At least basic | Limited (more than 30 mins) | Unimproved | Surface water | Annual rate of change in at least basic |
|                                  |      |                        |         |                |                             |            |               |   |                |                             |            |               |   |                |                             |            |               |   |
| Martinique                       | 2015 | 384                    | 89      | -              | -                           | -          | -             | -                                       | -              | -                           | -          | -             | >99                                     | <1             | <1                          | <1         | <1            | -0.00                                   |
|                                  | 2022 | 368                    | 89      | -              | -                           | -          | -             | -                                       | -              | -                           | -          | -             | >99                                     | <1             | <1                          | <1         | <1            | -                                       |
| Mauritania                       | 2015 | 3 946                  | 51      | 45             | 16                          | 37         | 3             | 1.36                                    | 85             | 12                          | 3          | <1            | 1.23                                    | 66             | 14                          | 19         | 1             | 1.64                                    |
|                                  | 2022 | 4 736                  | 57      | 56             | 14                          | 30         | <1            | 1.36                                    | 95             | 5                           | <1         | <1            | 1.23                                    | 78             | 9                           | 13         | <1            | 1.64                                    |
| Mauritius                        | 2015 | 1 293                  | 41      | >99            | <1                          | <1         | <1            | 0.05                                    | >99            | <1                          | <1         | <1            | 0.01                                    | >99            | <1                          | <1         | <1            | 0.03                                    |
|                                  | 2022 | 1 299                  | 41      | >99            | <1                          | <1         | <1            | 0.05                                    | >99            | <1                          | <1         | <1            | 0.01                                    | >99            | <1                          | <1         | <1            | 0.03                                    |
| Mayotte                          | 2015 | 250                    | 47      | -              | -                           | -          | -             | -                                       | -              | -                           | -          | -             | -                                       | 97             | <1                          | <1         | 3             | -                                       |
|                                  | 2022 | 326                    | 45      | -              | -                           | -          | -             | -                                       | -              | -                           | -          | -             | -                                       | 96             | <1                          | 4          | -             | -                                       |
| Mexico                           | 2015 | 120 150                | 79      | 92             | <1                          | 5          | 3             | 1.02                                    | >99            | <1                          | <1         | <1            | 0.20                                    | 98             | <1                          | 2          | <1            | 0.41                                    |
|                                  | 2022 | 127 504                | 81      | 98             | <1                          | 2          | <1            | 1.02                                    | >99            | <1                          | <1         | <1            | 0.20                                    | >99            | <1                          | <1         | <1            | 0.41                                    |
| Micronesia (Federated States of) | 2015 | 109                    | 22      | -              | -                           | -          | -             | -                                       | -              | -                           | -          | -             | -                                       | 90             | <1                          | 10         | -             | -                                       |
|                                  | 2020 | 112                    | 23      | -              | -                           | -          | -             | -                                       | -              | -                           | -          | -             | -                                       | 90             | <1                          | 10         | -             | -                                       |
| Monaco                           | 2015 | 37                     | 100     | -              | -                           | -          | -             | -                                       | >99            | <1                          | <1         | <1            | 0.00                                    | >99            | <1                          | <1         | <1            | 0.00                                    |
|                                  | 2022 | 36                     | 100     | -              | -                           | -          | -             | -                                       | >99            | <1                          | <1         | <1            | 0.00                                    | >99            | <1                          | <1         | <1            | 0.00                                    |
| Mongolia                         | 2015 | 2 965                  | 68      | 50             | 10                          | 16         | 24            | 1.43                                    | 92             | 5                           | 2          | <1            | 0.28                                    | 79             | 7                           | 6          | 8             | 0.96                                    |
|                                  | 2022 | 3 398                  | 69      | 60             | 12                          | 12         | 16            | 1.43                                    | 94             | 5                           | <1         | <1            | 0.28                                    | 84             | 7                           | 4          | 5             | 0.96                                    |
| Montenegro                       | 2015 | 634                    | 66      | 96             | 2                           | 2          | <1            | -                                       | 98             | 2                           | <1         | <1            | -                                       | 97             | 2                           | <1         | <1            | -                                       |
|                                  | 2022 | 627                    | 68      | 98             | <1                          | 2          | <1            | -                                       | >99            | <1                          | <1         | <1            | -                                       | 99             | <1                          | <1         | <1            | -                                       |
| Montserrat                       | 2015 | 5                      | 9       | -              | -                           | -          | -             | -                                       | -              | -                           | -          | -             | -                                       | 98             | <1                          | 2          | <1            | 0.00                                    |
|                                  | 2022 | 4                      | 9       | -              | -                           | -          | -             | -                                       | -              | -                           | -          | -             | -                                       | 98             | <1                          | 2          | <1            | 0.00                                    |
| Morocco                          | 2015 | 34 680                 | 61      | 55             | 7                           | 36         | 1             | 1.50                                    | 96             | 2                           | 2          | <1            | 0.26                                    | 80             | 4                           | 16         | <1            | 1.01                                    |
|                                  | 2022 | 37 458                 | 65      | 66             | 6                           | 29         | <1            | 1.50                                    | 99             | <1                          | 1          | <1            | 0.26                                    | 87             | 2                           | 11         | <1            | 1.01                                    |
| Mozambique                       | 2015 | 26 843                 | 34      | 34             | 12                          | 37         | 18            | 1.88                                    | 79             | 6                           | 12         | 3             | 1.19                                    | 49             | 10                          | 29         | 13            | 1.84                                    |
|                                  | 2022 | 32 970                 | 38      | 48             | 12                          | 24         | 15            | 1.88                                    | 87             | 5                           | 5          | 2             | 1.19                                    | 63             | 10                          | 17         | 10            | 1.84                                    |
| Myanmar                          | 2015 | 51 484                 | 30      | 65             | 8                           | 11         | 16            | 1.70                                    | 87             | 4                           | 4          | 5             | 1.09                                    | 72             | 7                           | 9          | 12            | 1.58                                    |
|                                  | 2022 | 54 179                 | 32      | 77             | 1                           | 8          | 14            | 1.70                                    | 94             | <1                          | 1          | 5             | 1.09                                    | 82             | <1                          | 6          | 11            | 1.58                                    |
| Namibia                          | 2015 | 2 283                  | 47      | 71             | 12                          | 8          | 9             | 0.38                                    | 97             | 2                           | <1         | <1            | -0.08                                   | 83             | 7                           | 5          | 5             | 0.45                                    |
|                                  | 2022 | 2 567                  | 54      | 74             | 12                          | 7          | 7             | 0.38                                    | 96             | 3                           | <1         | <1            | -0.08                                   | 86             | 7                           | 4          | 3             | 0.45                                    |
| Nauru                            | 2015 | 11                     | 100     | -              | -                           | -          | -             | -                                       | 97             | <1                          | 3          | <1            | -                                       | 97             | <1                          | 3          | <1            | -                                       |
|                                  | 2019 | 12                     | 100     | -              | -                           | -          | -             | -                                       | 97             | <1                          | 3          | <1            | -                                       | 97             | <1                          | 3          | <1            | -                                       |
| Nepal                            | 2015 | 27 610                 | 19      | 88             | 3                           | 7          | 2             | 0.63                                    | 91             | 3                           | 6          | 1             | -0.11                                   | 88             | 3                           | 7          | 2             | 0.53                                    |
|                                  | 2022 | 30 548                 | 21      | 92             | 4                           | 3          | 1             | 0.63                                    | 90             | 3                           | 6          | <1            | -0.11                                   | 91             | 4                           | 3          | 1             | 0.53                                    |
| Netherlands (Kingdom of the)     | 2015 | 17 041                 | 90      | >99            | <1                          | <1         | <1            | 0.00                                    | >99            | <1                          | <1         | <1            | 0.00                                    | >99            | <1                          | <1         | <1            | 0.00                                    |
|                                  | 2022 | 17 564                 | 93      | >99            | <1                          | <1         | <1            | 0.00                                    | >99            | <1                          | <1         | <1            | 0.00                                    | >99            | <1                          | <1         | <1            | 0.00                                    |
| New Caledonia                    | 2015 | 283                    | 69      | -              | -                           | -          | -             | -                                       | -              | -                           | -          | -             | -                                       | 98             | <1                          | 2          | <1            | 0.20                                    |
|                                  | 2022 | 290                    | 72      | -              | -                           | -          | -             | -                                       | -              | -                           | -          | -             | -                                       | >99            | <1                          | <1         | <1            | 0.20                                    |
| New Zealand                      | 2015 | 4 591                  | 86      | >99            | <1                          | <1         | <1            | 0.00                                    | >99            | <1                          | <1         | <1            | 0.00                                    | >99            | <1                          | <1         | <1            | 0.00                                    |
|                                  | 2022 | 5 185                  | 87      | >99            | <1                          | <1         | <1            | 0.00                                    | >99            | <1                          | <1         | <1            | 0.00                                    | >99            | <1                          | <1         | <1            | 0.00                                    |
| Nicaragua                        | 2015 | 6 299                  | 58      | 60             | 3                           | 30         | 8             | -                                       | 97             | <1                          | 2          | <1            | -                                       | 81             | 1                           | 14         | 3             | -                                       |
|                                  | 2020 | 6 756                  | 59      | 59             | 4                           | 30         | 8             | -                                       | 97             | <1                          | 2          | <1            | -                                       | 82             | 2                           | 14         | 3             | -                                       |
| Niger                            | 2015 | 20 128                 | 16      | 37             | 16                          | 44         | 3             | 0.63                                    | 89             | 8                           | 3          | <1            | -0.14                                   | 46             | 14                          | 37         | 3             | 0.52                                    |
|                                  | 2022 | 26 208                 | 17      | 41             | 22                          | 34         | 3             | 0.63                                    | 88             | 9                           | 2          | <1            | -0.14                                   | 49             | 20                          | 29         | 3             | 0.52                                    |
| Nigeria                          | 2015 | 183 996                | 48      | 53             | 7                           | 24         | 17            | 1.45                                    | 85             | 7                           | 6          | 3             | 1.15                                    | 68             | 7                           | 15         | 10            | 1.60                                    |
|                                  | 2022 | 218 541                | 54      | 63             | 6                           | 21         | 9             | 1.45                                    | 94             | 3                           | 3          | <1            | 1.15                                    | 80             | 4                           | 11         | 5             | 1.60                                    |
| Niue                             | 2015 | 2                      | 43      | -              | -                           | -          | -             | -                                       | -              | -                           | -          | -             | -                                       | 98             | <1                          | 2          | <1            | -0.10                                   |
|                                  | 2022 | 2                      | 48      | -              | -                           | -          | -             | -                                       | -              | -                           | -          | -             | -                                       | 97             | <1                          | 3          | <1            | -0.10                                   |
| North Macedonia                  | 2015 | 2 108                  | 57      | 98             | 1                           | 1          | <1            | -0.03                                   | 97             | 2                           | <1         | <1            | 0.09                                    | 98             | 2                           | <1         | <1            | 0.04                                    |
|                                  | 2022 | 2 094                  | 59      | 97             | 2                           | <1         | <1            | -0.03                                   | 98             | 2                           | <1         | <1            | 0.09                                    | 98             | 2                           | <1         | <1            | 0.04                                    |
| Northern Mariana Islands         | 2015 | 52                     | 91      | -              | -                           | -          | -             | -                                       | -              | -                           | -          | -             | -                                       | >99            | <1                          | <1         | <1            | 0.14                                    |
|                                  | 2022 | 50                     | 92      | -              | -                           | -          | -             | -                                       | -              | -                           | -          | -             | -                                       | >99            | <1                          | <1         | <1            | 0.14                                    |
| Norway                           | 2015 | 5 190                  | 81      | >99            | <1                          | <1         | <1            | 0.00                                    | >99            | <1                          | <1         | <1            | 0.00                                    | >99            | <1                          | <1         | <1            | 0.00                                    |
|                                  | 2022 | 5 434                  | 84      | >99            | <1                          | <1         | <1            | 0.00                                    | >99            | <1                          | <1         | <1            | 0.00                                    | >99            | <1                          | <1         | <1            | 0.00                                    |



| COUNTRY, AREA OR TERRITORY       | Year | RURAL  |                        |                       |                         |       | URBAN  |                |                        |                       |                         | TOTAL  |           |                |                        |                       |                         |       |           |
|----------------------------------|------|--|------------------------|-----------------------|-------------------------|-------|--|----------------|------------------------|-----------------------|-------------------------|--|-----------|----------------|------------------------|-----------------------|-------------------------|-------|-----------|
|                                  |      | Proportion of population using improved water supplies |                        |                       |                         |       | Proportion of population using improved water supplies |                |                        |                       |                         | Proportion of population using improved water supplies |           |                |                        |                       |                         |       |           |
|                                  |      | Safely managed   | Accessible on premises | Available when needed | Free from contamination | Piped | Non-piped  | Safely managed | Accessible on premises | Available when needed | Free from contamination | Piped  | Non-piped | Safely managed | Accessible on premises | Available when needed | Free from contamination | Piped | Non-piped |
| Martinique                       | 2015 | -  | -                      | -                     | -                       | -     | -  | -              | -                      | -                     | -                       | -  | >99       | >99            | -                      | >99                   | >99                     | <1    |           |
|                                  | 2022 | -  | -                      | -                     | -                       | -     | -  | -              | -                      | -                     | -                       | -  | 99        | >99            | -                      | 99                    | >99                     | <1    |           |
| Mauritania                       | 2015 | -  | 29                     | 30                    | -                       | 34    | 26   | -              | 60                     | 48                    | -                       | 65   | 32        | -              | 45                     | 39                    | -                       | 50    | 29        |
|                                  | 2022 | -  | 40                     | 34                    | -                       | 43    | 27   | -              | 84                     | 49                    | -                       | 75   | 24        | -              | 65                     | 43                    | -                       | 61    | 25        |
| Mauritius                        | 2015 | -  | >99                    | 92                    | -                       | >99   | <1   | -              | >99                    | 94                    | -                       | >99  | <1        | -              | >99                    | 93                    | -                       | >99   | <1        |
|                                  | 2022 | -  | >99                    | 98                    | -                       | >99   | <1   | -              | >99                    | 95                    | -                       | >99  | <1        | -              | >99                    | 97                    | -                       | >99   | <1        |
| Mayotte                          | 2015 | -  | -                      | -                     | -                       | -     | -  | -              | -                      | -                     | -                       | -  | -         | 91             | 91                     | -                     | 95                      | 94    | 2         |
|                                  | 2022 | -  | -                      | -                     | -                       | -     | -  | -              | -                      | -                     | -                       | -  | -         | 92             | 96                     | -                     | 92                      | 93    | 4         |
| Mexico                           | 2015 | -  | 79                     | 58                    | -                       | 83    | 9  | -              | 96                     | 72                    | -                       | 97   | 2         | 42             | 92                     | 69                    | 42                      | 94    | 4         |
|                                  | 2022 | -  | 88                     | 55                    | -                       | 92    | 6  | -              | 98                     | 70                    | -                       | >99  | <1        | 43             | 96                     | 67                    | 43                      | 98    | 2         |
| Micronesia (Federated States of) | 2015 | -  | -                      | -                     | -                       | -     | -  | -              | -                      | -                     | -                       | -  | -         | -              | 64                     | 74                    | -                       | 71    | 19        |
|                                  | 2020 | -  | -                      | -                     | -                       | -     | -  | -              | -                      | -                     | -                       | -  | -         | -              | 64                     | 74                    | -                       | 74    | 16        |
| Monaco                           | 2015 | -  | -                      | -                     | -                       | -     | -  | >99            | >99                    | -                     | >99                     | >99  | <1        | >99            | >99                    | -                     | >99                     | >99   | <1        |
|                                  | 2022 | -  | -                      | -                     | -                       | -     | -  | >99            | >99                    | -                     | >99                     | >99  | <1        | >99            | >99                    | -                     | >99                     | >99   | <1        |
| Mongolia                         | 2015 | 8  | 8                      | 59                    | 47                      | 6     | 54   | 45             | 45                     | 88                    | 91                      | 47   | 51        | 33             | 33                     | 79                    | 77                      | 34    | 52        |
|                                  | 2022 | 13   | 13                     | 70                    | 56                      | 8     | 64   | 51             | 51                     | 90                    | 92                      | 50   | 49        | 39             | 39                     | 84                    | 81                      | 37    | 54        |
| Montenegro                       | 2015 | -  | 90                     | 80                    | -                       | 74    | 24   | 87             | 97                     | 87                    | >99                     | 97   | 3         | 85             | 95                     | 85                    | 92                      | 89    | 10        |
|                                  | 2022 | -  | 98                     | 80                    | -                       | 75    | 23   | 87             | 98                     | 87                    | >99                     | 96   | 4         | 85             | 98                     | 85                    | 94                      | 90    | 10        |
| Montserrat                       | 2015 | -  | -                      | -                     | -                       | -     | -  | -              | -                      | -                     | -                       | -  | -         | -              | 98                     | -                     | -                       | 98    | <1        |
|                                  | 2022 | -  | -                      | -                     | -                       | -     | -  | -              | -                      | -                     | -                       | -  | -         | -              | 98                     | -                     | -                       | 98    | <1        |
| Morocco                          | 2015 | 36   | 36                     | 45                    | 52                      | 43    | 19   | 89             | 90                     | 92                    | 89                      | 94   | 4         | 68             | 69                     | 74                    | 75                      | 74    | 10        |
|                                  | 2022 | 47   | 54                     | 47                    | 59                      | 53    | 19   | 90             | 99                     | 91                    | 90                      | 94   | 5         | 75             | 83                     | 75                    | 79                      | 79    | 10        |
| Mozambique                       | 2015 | -  | 7                      | 26                    | -                       | 15    | 30   | -              | 52                     | 59                    | -                       | 70   | 15        | -              | 22                     | 37                    | -                       | 34    | 25        |
|                                  | 2022 | -  | 14                     | 34                    | -                       | 20    | 41   | -              | 65                     | 64                    | -                       | 77   | 16        | -              | 33                     | 46                    | -                       | 42    | 31        |
| Myanmar                          | 2015 | 41   | 41                     | 62                    | 47                      | 14    | 59   | 70             | 77                     | 84                    | 70                      | 55   | 36        | 50             | 52                     | 68                    | 54                      | 27    | 52        |
|                                  | 2022 | 50   | 52                     | 66                    | 50                      | 18    | 60   | 72             | 88                     | 87                    | 72                      | 67   | 26        | 57             | 64                     | 73                    | 57                      | 34    | 49        |
| Namibia                          | 2015 | -  | 44                     | 53                    | -                       | 64    | 19   | -              | 76                     | 82                    | -                       | 97   | 1         | -              | 59                     | 67                    | -                       | 80    | 11        |
|                                  | 2022 | -  | 50                     | 55                    | -                       | 68    | 18   | -              | 75                     | 82                    | -                       | 97   | 2         | -              | 63                     | 70                    | -                       | 84    | 9         |
| Nauru                            | 2015 | -  | -                      | -                     | -                       | -     | -  | -              | 96                     | -                     | -                       | 2  | 95        | -              | 96                     | -                     | -                       | 2     | 95        |
|                                  | 2019 | -  | -                      | -                     | -                       | -     | -  | -              | 96                     | -                     | -                       | 2  | 95        | -              | 96                     | -                     | -                       | 2     | 95        |
| Nepal                            | 2015 | 24   | 60                     | 78                    | 24                      | 47    | 44   | 33             | 75                     | 78                    | 33                      | 56   | 38        | 25             | 62                     | 78                    | 25                      | 49    | 43        |
|                                  | 2022 | 14   | 69                     | 79                    | 14                      | 50    | 46   | 23             | 75                     | 78                    | 23                      | 52   | 41        | 16             | 71                     | 79                    | 16                      | 50    | 45        |
| Netherlands (Kingdom of the)     | 2015 | -  | >99                    | -                     | -                       | >99   | <1   | -              | >99                    | -                     | -                       | >99  | <1        | >99            | >99                    | -                     | >99                     | >99   | <1        |
|                                  | 2022 | -  | >99                    | -                     | -                       | >99   | <1   | -              | >99                    | -                     | -                       | >99  | <1        | >99            | >99                    | -                     | >99                     | >99   | <1        |
| New Caledonia                    | 2015 | -  | -                      | -                     | -                       | -     | -  | -              | -                      | -                     | -                       | -  | -         | 96             | 96                     | -                     | 96                      | 96    | 2         |
|                                  | 2022 | -  | -                      | -                     | -                       | -     | -  | -              | -                      | -                     | -                       | -  | -         | 97             | >99                    | -                     | 97                      | >99   | <1        |
| New Zealand                      | 2015 | -  | >99                    | -                     | -                       | >99   | <1   | -              | >99                    | >99                   | -                       | >99  | <1        | 94             | >99                    | -                     | 94                      | >99   | <1        |
|                                  | 2022 | -  | >99                    | -                     | -                       | >99   | <1   | -              | >99                    | >99                   | -                       | >99  | <1        | >99            | >99                    | -                     | >99                     | >99   | <1        |
| Nicaragua                        | 2015 | 39   | 51                     | 39                    | 42                      | 33    | 30   | 67             | 97                     | 67                    | 95                      | 95   | 2         | 55             | 78                     | 55                    | 73                      | 69    | 14        |
|                                  | 2020 | 39   | 54                     | 39                    | 52                      | 33    | 30   | 67             | 97                     | 67                    | 96                      | 95   | 2         | 56             | 79                     | 56                    | 78                      | 70    | 13        |
| Niger                            | 2015 | -  | 6                      | 26                    | -                       | 23    | 30   | -              | 59                     | 65                    | -                       | 89   | 7         | -              | 15                     | 32                    | -                       | 34    | 26        |
|                                  | 2022 | -  | 7                      | 28                    | -                       | 31    | 32   | -              | 67                     | 42                    | -                       | 93   | 4         | -              | 17                     | 30                    | -                       | 41    | 27        |
| Nigeria                          | 2015 | 17   | 17                     | 44                    | 20                      | 8     | 51   | 34             | 37                     | 83                    | 34                      | 21   | 70        | 25             | 27                     | 63                    | 27                      | 14    | 60        |
|                                  | 2022 | 21   | 21                     | 54                    | 24                      | 9     | 61   | 36             | 48                     | 72                    | 36                      | 15   | 81        | 29             | 35                     | 64                    | 30                      | 12    | 72        |
| Niue                             | 2015 | -  | -                      | -                     | -                       | -     | -  | -              | -                      | -                     | -                       | -  | -         | 95             | 95                     | 98                    | 97                      | 95    | 3         |
|                                  | 2022 | -  | -                      | -                     | -                       | -     | -  | -              | -                      | -                     | -                       | -  | -         | 94             | 94                     | 97                    | 96                      | 97    | <1        |
| North Macedonia                  | 2015 | 75   | 94                     | 75                    | 77                      | 83    | 16   | 85             | 97                     | 85                    | 99                      | 98   | 1         | 80             | 96                     | 80                    | 90                      | 92    | 7         |
|                                  | 2022 | 74   | 93                     | 75                    | 74                      | 82    | 17   | 85             | 98                     | 85                    | 98                      | 99   | <1        | 80             | 96                     | 81                    | 89                      | 92    | 7         |
| Northern Mariana Islands         | 2015 | -  | -                      | -                     | -                       | -     | -  | -              | -                      | -                     | -                       | -  | -         | 89             | 95                     | 89                    | 96                      | 91    | 9         |
|                                  | 2022 | -  | -                      | -                     | -                       | -     | -  | -              | -                      | -                     | -                       | -  | -         | 91             | 94                     | 91                    | 95                      | 90    | 10        |
| Norway                           | 2015 | -  | >99                    | -                     | -                       | >99   | <1   | -              | >99                    | -                     | -                       | >99  | <1        | >99            | >99                    | -                     | >99                     | >99   | <1        |
|                                  | 2022 | -  | >99                    | -                     | -                       | >99   | <1   | -              | >99                    | -                     | -                       | >99  | <1        | 99             | >99                    | -                     | 99                      | >99   | <1        |

| COUNTRY, AREA OR TERRITORY | Year | Population (thousands) | % urban | RURAL          |                             |            |               |   | URBAN          |                             |            |               |   | TOTAL          |                             |            |               |   |
|----------------------------|------|------------------------|---------|----------------|-----------------------------|------------|---------------|---|----------------|-----------------------------|------------|---------------|---|----------------|-----------------------------|------------|---------------|---|
|                            |      |                        |         | At least basic | Limited (more than 30 mins) | Unimproved | Surface water | Annual rate of change in at least basic | At least basic | Limited (more than 30 mins) | Unimproved | Surface water | Annual rate of change in at least basic | At least basic | Limited (more than 30 mins) | Unimproved | Surface water | Annual rate of change in at least basic |
|                            |      |                        |         |                |                             |            |               |   |                |                             |            |               |   |                |                             |            |               |   |
| Oman                       | 2015 | 4 192                  | 81      | 74             | 21                          | 4          | <1            | 0.27                                    | 94             | 5                           | <1         | <1            | 0.13                                    | 90             | 8                           | 1          | <1            | 0.31                                    |
|                            | 2022 | 4 576                  | 88      | 76             | 22                          | 2          | <1            |   | 95             | 5                           | <1         | <1            |   | 92             | 7                           | <1         | <1            |   |
| Pakistan                   | 2015 | 210 969                | 36      | 87             | 4                           | 5          | 4             | 0.29                                    | 94             | 3                           | 2          | <1            | -0.17                                   | 90             | 4                           | 4          | 2             | 0.15                                    |
|                            | 2022 | 235 825                | 38      | 89             | 4                           | 5          | 2             |   | 93             | 5                           | 2          | <1            |   | 91             | 4                           | 4          | 1             |   |
| Palau                      | 2015 | 18 78                  | >99     | <1             | <1                          | <1         | 0.03          | >99                                     | <1             | <1                          | <1         | -0.00         | >99                                     | <1             | <1                          | <1         | 0.01          |   |
|                            | 2022 | 18 82                  | >99     | <1             | <1                          | <1         |               | >99                                     | <1             | <1                          | <1         |               | >99                                     | <1             | <1                          | <1         |               |   |
| Panama                     | 2015 | 3 957                  | 67      | 83             | 2                           | 8          | 6             | 0.40                                    | 98             | 2                           | <1         | <1            | 0.07                                    | 93             | 2                           | 3          | 2             | 0.23                                    |
|                            | 2022 | 4 409                  | 69      | 86             | 3                           | 7          | 4             |   | 98             | 2                           | <1         | <1            |   | 95             | 2                           | 2          | 1             |   |
| Papua New Guinea           | 2015 | 8 682                  | 13      | 37             | 2                           | 25         | 36            | 0.93                                    | 85             | 2                           | 8          | 5             | 0.17                                    | 43             | 2                           | 23         | 32            | 0.84                                    |
|                            | 2022 | 10 143                 | 14      | 44             | 3                           | 29         | 23            |   | 87             | <1                          | 6          | 7             |   | 50             | 2                           | 26         | 21            |   |
| Paraguay                   | 2015 | 6 178                  | 61      | 92             | <1                          | 7          | <1            | 2.03                                    | 99             | <1                          | 1          | <1            | 0.27                                    | 96             | <1                          | 3          | <1            | 1.06                                    |
|                            | 2022 | 6 781                  | 63      | >99            | <1                          | <1         | <1            |   | >99            | <1                          | <1         | <1            |   | >99            | <1                          | <1         | <1            |   |
| Peru                       | 2015 | 30 712                 | 77      | 74             | 1                           | 13         | 12            | 1.57                                    | 95             | <1                          | 3          | <1            | 0.29                                    | 91             | <1                          | 6          | 3             | 0.67                                    |
|                            | 2022 | 34 050                 | 79      | 85             | <1                          | 8          | 6             |   | 97             | <1                          | 2          | <1            |   | 95             | <1                          | 3          | 1             |   |
| Philippines                | 2015 | 103 031                | 46      | 88             | 4                           | 7          | <1            | 0.57                                    | 96             | 2                           | 2          | <1            | 0.20                                    | 92             | 3                           | 5          | <1            | 0.40                                    |
|                            | 2022 | 115 559                | 48      | 92             | 4                           | 4          | <1            |   | 98             | 2                           | <1         | <1            |   | 95             | 3                           | 2          | <1            |   |
| Poland                     | 2015 | 38 553                 | 60      | 90             | <1                          | 10         | <1            | -                                       | 98             | <1                          | 2          | <1            | -0.18                                   | 95             | <1                          | 5          | <1            | -                                       |
|                            | 2022 | 39 857                 | 60      | 82             | <1                          | 18         | <1            |   | 96             | <1                          | 4          | <1            |   | 90             | <1                          | 10         | <1            |   |
| Portugal                   | 2015 | 10 365                 | 64      | 98             | <1                          | 2          | <1            | -0.07                                   | >99            | <1                          | <1         | <1            | 0.04                                    | >99            | <1                          | <1         | <1            | 0.00                                    |
|                            | 2022 | 10 271                 | 67      | 98             | <1                          | 2          | <1            |   | >99            | <1                          | <1         | <1            |   | >99            | <1                          | <1         | <1            |   |
| Puerto Rico                | 2015 | 3 497                  | 94      | -              | -                           | -          | -             | -                                       | -              | -                           | -          | -             | -                                       | >99            | <1                          | <1         | <1            | 0.13                                    |
|                            | 2022 | 3 252                  | 94      | -              | -                           | -          | -             | -                                       | -              | -                           | -          | -             | -                                       | >99            | <1                          | <1         | <1            |   |
| Qatar                      | 2015 | 2 415                  | 99      | -              | -                           | -          | -             | -                                       | -              | -                           | -          | -             | -                                       | >99            | <1                          | <1         | <1            | 0.00                                    |
|                            | 2022 | 2 695                  | 99      | -              | -                           | -          | -             | -                                       | -              | -                           | -          | -             | -                                       | >99            | <1                          | <1         | <1            |   |
| Republic of Korea          | 2015 | 50 994                 | 82      | -              | -                           | -          | -             | -                                       | -              | -                           | -          | -             | -                                       | >99            | <1                          | <1         | <1            | -                                       |
|                            | 2022 | 51 816                 | 81      | -              | -                           | -          | -             | -                                       | -              | -                           | -          | -             | -                                       | >99            | <1                          | <1         | <1            |   |
| Republic of Moldova        | 2015 | 3 277                  | 42      | 83             | 1                           | 15         | <1            | 0.66                                    | 97             | 2                           | 2          | <1            | 0.12                                    | 89             | 1                           | 10         | <1            | 0.41                                    |
|                            | 2022 | 3 273                  | 43      | 88             | 2                           | 11         | <1            |   | 98             | 2                           | <1         | <1            |   | 92             | 2                           | 6          | <1            |   |
| Réunion                    | 2015 | 922                    | 99      | -              | -                           | -          | -             | -                                       | -              | -                           | -          | -             | -                                       | >99            | <1                          | <1         | <1            | 0.01                                    |
|                            | 2022 | 974                    | 100     | -              | -                           | -          | -             | -                                       | -              | -                           | -          | -             | -                                       | >99            | <1                          | <1         | <1            |   |
| Romania                    | 2015 | 19 906                 | 54      | >99            | <1                          | <1         | <1            | 0.00                                    | >99            | <1                          | <1         | <1            | 0.00                                    | >99            | <1                          | <1         | <1            | -0.00                                   |
|                            | 2022 | 19 659                 | 54      | >99            | <1                          | <1         | <1            |   | >99            | <1                          | <1         | <1            |   | >99            | <1                          | <1         | <1            |   |
| Russian Federation         | 2015 | 144 668                | 74      | 90             | 2                           | 9          | -             | 0.23                                    | 99             | <1                          | <1         | <1            | 0.01                                    | 96             | <1                          | 3          | -             | 0.08                                    |
|                            | 2022 | 144 713                | 75      | 92             | 2                           | 7          | -             |   | 99             | <1                          | <1         | <1            |   | 97             | <1                          | 2          | -             |   |
| Rwanda                     | 2015 | 11 643                 | 17      | 54             | 22                          | 13         | 11            | 0.91                                    | 82             | 9                           | 5          | 4             | 0.83                                    | 58             | 20                          | 12         | 9             | 0.94                                    |
|                            | 2022 | 13 777                 | 18      | 60             | 22                          | 12         | 6             |   | 88             | 7                           | 3          | 2             |   | 65             | 19                          | 10         | 5             |   |
| Saint Barthélemy           | 2015 | 10                     | -       | -              | -                           | -          | -             | -                                       | >99            | <1                          | <1         | <1            | 0.03                                    | >99            | <1                          | <1         | <1            | 0.03                                    |
|                            | 2022 | 11                     | -       | -              | -                           | -          | -             | -                                       | >99            | <1                          | <1         | <1            |   | >99            | <1                          | <1         | <1            |   |
| Saint Helena               | 2015 | 5 40                   | -       | -              | -                           | -          | -             | -                                       | -              | -                           | -          | -             | -                                       | 99             | <1                          | 1          | <1            | -                                       |
|                            | 2022 | 5 40                   | -       | -              | -                           | -          | -             | -                                       | -              | -                           | -          | -             | -                                       | >99            | <1                          | <1         | <1            |   |
| Saint Kitts and Nevis      | 2015 | 48 31                  | -       | -              | -                           | -          | -             | -                                       | -              | -                           | -          | -             | -                                       | 99             | <1                          | 1          | <1            | -                                       |
|                            | 2017 | 48 31                  | -       | -              | -                           | -          | -             | -                                       | -              | -                           | -          | -             | -                                       | 99             | <1                          | 1          | <1            |   |
| Saint Lucia                | 2015 | 176 19                 | 95      | 2              | 3                           | <1         | 0.36          | 97                                      | 2              | 1                           | <1         | 0.12          | 96                                      | 2              | 3                           | <1         | 0.30          |   |
|                            | 2022 | 180 19                 | 97      | 2              | 1                           | <1         |               | 97                                      | 2              | <1                          | <1         |               | 97                                      | 2              | 1                           | <1         |               |   |
| Saint Martin (French part) | 2015 | 35                     | -       | -              | -                           | -          | -             | -                                       | >99            | <1                          | <1         | <1            | -0.00                                   | >99            | <1                          | <1         | <1            | -0.00                                   |
|                            | 2022 | 32                     | -       | -              | -                           | -          | -             | -                                       | >99            | <1                          | <1         | <1            |   | >99            | <1                          | <1         | <1            |   |
| Saint Pierre and Miquelon  | 2015 | 6 90                   | -       | -              | -                           | -          | -             | -                                       | -              | -                           | -          | -             | -                                       | 91             | <1                          | 9          | <1            | -                                       |
|                            | 2020 | 6 90                   | -       | -              | -                           | -          | -             | -                                       | -              | -                           | -          | -             | -                                       | 91             | <1                          | 9          | <1            |   |

| COUNTRY, AREA OR TERRITORY | Year | RURAL  |                        |                       |                         |       |           | URBAN  |                        |                       |                         |       |           | TOTAL  |                        |                       |                         |       |           |
|----------------------------|------|--|------------------------|-----------------------|-------------------------|-------|-----------|--|------------------------|-----------------------|-------------------------|-------|-----------|--|------------------------|-----------------------|-------------------------|-------|-----------|
|                            |      | Proportion of population using improved water supplies |                        |                       |                         |       |           | Proportion of population using improved water supplies |                        |                       |                         |       |           | Proportion of population using improved water supplies |                        |                       |                         |       |           |
|                            |      | Safely managed   | Accessible on premises | Available when needed | Free from contamination | Piped | Non-piped | Safely managed   | Accessible on premises | Available when needed | Free from contamination | Piped | Non-piped | Safely managed   | Accessible on premises | Available when needed | Free from contamination | Piped | Non-piped |
| Oman                       | 2015 | -  | 72                     | -                     | -                       | 78    | 18        | -  | 92                     | >99                   | -                       | 93    | 7         | <b>89</b>  | 89                     | -                     | 96                      | 90    | 9         |
|                            | 2022 | -  | 73                     | -                     | -                       | 84    | 13        | -  | 93                     | >99                   | -                       | 97    | 3         | <b>91</b>  | 91                     | -                     | >99                     | 96    | 4         |
| Pakistan                   | 2015 | <b>38</b>  | 74                     | 80                    | 38                      | 18    | 73        | <b>53</b>  | 78                     | 83                    | 53                      | 49    | 48        | <b>43</b>  | 76                     | 81                    | 43                      | 29    | 64        |
|                            | 2022 | <b>47</b>  | 70                     | 82                    | 47                      | 17    | 77        | <b>57</b>  | 66                     | 83                    | 57                      | 39    | 58        | <b>51</b>  | 69                     | 82                    | 51                      | 25    | 70        |
| Palau                      | 2015 | <b>57</b>  | 57                     | -                     | 88                      | 27    | 72        | <b>89</b>  | 89                     | >99                   | >99                     | 80    | 19        | <b>82</b>  | 82                     | >99                   | 97                      | 69    | 31        |
|                            | 2022 | <b>57</b>  | 57                     | -                     | 88                      | 29    | 70        | <b>98</b>  | 98                     | >99                   | >99                     | 98    | 1         | <b>90</b>  | 90                     | >99                   | 98                      | 86    | 14        |
| Panama                     | 2015 | -  | 80                     | 71                    | -                       | 79    | 6         | -  | 97                     | 89                    | -                       | 98    | 1         | -  | 92                     | 83                    | -                       | 92    | 3         |
|                            | 2022 | -  | 83                     | 72                    | -                       | 81    | 8         | -  | 98                     | 90                    | -                       | 99    | 1         | -  | 93                     | 85                    | -                       | 93    | 3         |
| Papua New Guinea           | 2015 | -  | 21                     | 23                    | -                       | 11    | 27        | -  | 65                     | 46                    | -                       | 61    | 26        | -  | 27                     | 26                    | -                       | 18    | 27        |
|                            | 2022 | -  | 28                     | 28                    | -                       | 10    | 37        | -  | 87                     | 46                    | -                       | 53    | 34        | -  | 36                     | 30                    | -                       | 16    | 37        |
| Paraguay                   | 2015 | <b>47</b>  | 85                     | 77                    | 47                      | 79    | 14        | <b>71</b>  | 97                     | 86                    | 71                      | 94    | 5         | <b>62</b>  | 92                     | 83                    | 62                      | 88    | 8         |
|                            | 2022 | <b>51</b>  | 96                     | 83                    | 51                      | >99   | <1        | <b>72</b>  | >99                    | 83                    | 72                      | >99   | <1        | <b>64</b>  | 98                     | 83                    | 64                      | >99   | <1        |
| Peru                       | 2015 | <b>20</b>  | 64                     | 55                    | 20                      | 64    | 11        | <b>59</b>  | 89                     | 68                    | 59                      | 92    | 4         | <b>50</b>  | 83                     | 65                    | 50                      | 85    | 6         |
|                            | 2022 | <b>23</b>  | 79                     | 56                    | 23                      | 80    | 6         | <b>60</b>  | 90                     | 62                    | 60                      | 95    | 3         | <b>52</b>  | 88                     | 61                    | 52                      | 92    | 3         |
| Philippines                | 2015 | <b>33</b>  | 56                     | 82                    | 33                      | 45    | 47        | <b>61</b>  | 81                     | 88                    | 61                      | 75    | 23        | <b>46</b>  | 68                     | 85                    | 46                      | 59    | 36        |
|                            | 2022 | <b>35</b>  | 74                     | 86                    | 35                      | 53    | 43        | <b>62</b>  | 92                     | 89                    | 62                      | 81    | 18        | <b>48</b>  | 83                     | 87                    | 48                      | 66    | 31        |
| Poland                     | 2015 | -  | 85                     | -                     | -                       | 81    | 9         | -  | 96                     | -                     | -                       | 96    | 1         | <b>92</b>  | 92                     | -                     | 95                      | 90    | 4         |
|                            | 2022 | -  | 80                     | -                     | -                       | 82    | <1        | -  | 95                     | -                     | -                       | 96    | <1        | <b>89</b>  | 89                     | -                     | 90                      | 90    | <1        |
| Portugal                   | 2015 | <b>90</b>  | 95                     | 90                    | 96                      | 97    | 1         | <b>97</b>  | 99                     | 97                    | 99                      | >99   | <1        | <b>95</b>  | 97                     | 95                    | 98                      | 99    | <1        |
|                            | 2022 | <b>91</b>  | 93                     | 91                    | 96                      | 96    | 2         | <b>97</b>  | >99                    | 97                    | >99                     | >99   | <1        | <b>95</b>  | 97                     | 95                    | 98                      | 98    | <1        |
| Puerto Rico                | 2015 | -  | -                      | -                     | -                       | -     | -         | -  | -                      | -                     | -                       | -     | -         | <b>96</b>  | 99                     | 96                    | >99                     | 99    | <1        |
|                            | 2022 | -  | -                      | -                     | -                       | -     | -         | -  | -                      | -                     | -                       | -     | -         | <b>&gt;99</b>  | >99                    | >99                   | >99                     | >99   | <1        |
| Qatar                      | 2015 | -  | -                      | -                     | -                       | -     | -         | -  | -                      | -                     | -                       | -     | -         | <b>97</b>  | 99                     | >99                   | 97                      | 98    | 2         |
|                            | 2022 | -  | -                      | -                     | -                       | -     | -         | -  | -                      | -                     | -                       | -     | -         | <b>97</b>  | >99                    | >99                   | 97                      | >99   | <1        |
| Republic of Korea          | 2015 | -  | -                      | -                     | -                       | -     | -         | -  | -                      | -                     | -                       | -     | -         | <b>99</b>  | 99                     | >99                   | 99                      | 98    | 2         |
|                            | 2022 | -  | -                      | -                     | -                       | -     | -         | -  | -                      | -                     | -                       | -     | -         | <b>&gt;99</b>  | >99                    | >99                   | >99                     | >99   | <1        |
| Republic of Moldova        | 2015 | -  | 62                     | 82                    | -                       | 43    | 42        | -  | 88                     | 93                    | -                       | 90    | 8         | <b>73</b>  | 73                     | 87                    | 77                      | 63    | 27        |
|                            | 2022 | -  | 65                     | 87                    | -                       | 63    | 26        | -  | 89                     | 94                    | -                       | 94    | 5         | <b>75</b>  | 75                     | 90                    | 78                      | 77    | 17        |
| Réunion                    | 2015 | -  | -                      | -                     | -                       | -     | -         | -  | -                      | -                     | -                       | -     | -         | <b>97</b>  | >99                    | -                     | 97                      | >99   | <1        |
|                            | 2022 | -  | -                      | -                     | -                       | -     | -         | -  | -                      | -                     | -                       | -     | -         | <b>96</b>  | >99                    | -                     | 96                      | >99   | <1        |
| Romania                    | 2015 | <b>67</b>  | 67                     | -                     | 95                      | 35    | 65        | <b>95</b>  | 95                     | -                     | >99                     | 90    | 10        | <b>82</b>  | 82                     | -                     | 98                      | 64    | 36        |
|                            | 2022 | <b>67</b>  | 67                     | -                     | 95                      | -     | -         | <b>95</b>  | 95                     | -                     | >99                     | -     | -         | <b>82</b>  | 82                     | -                     | 98                      | -     | -         |
| Russian Federation         | 2015 | -  | 55                     | -                     | -                       | 74    | 17        | -  | 83                     | -                     | -                       | 96    | 4         | <b>76</b>  | 76                     | -                     | 94                      | 90    | 7         |
|                            | 2022 | -  | 56                     | -                     | -                       | 85    | 8         | -  | 83                     | -                     | -                       | 97    | 2         | <b>76</b>  | 76                     | -                     | 94                      | 94    | 3         |
| Rwanda                     | 2015 | -  | 5                      | 63                    | -                       | 35    | 41        | <b>45</b>  | 45                     | 92                    | 87                      | 77    | 15        | -  | 11                     | 68                    | -                       | 42    | 37        |
|                            | 2022 | -  | 7                      | 68                    | -                       | 38    | 44        | <b>55</b>  | 55                     | 95                    | 90                      | 82    | 13        | -  | 15                     | 73                    | -                       | 45    | 39        |
| Saint Barthélemy           | 2015 | -  | -                      | -                     | -                       | -     | -         | <b>&gt;99</b>  | >99                    | -                     | >99                     | >99   | <1        | <b>&gt;99</b>  | >99                    | -                     | >99                     | >99   | <1        |
|                            | 2022 | -  | -                      | -                     | -                       | -     | -         | <b>&gt;99</b>  | >99                    | -                     | >99                     | >99   | <1        | <b>&gt;99</b>  | >99                    | -                     | >99                     | >99   | <1        |
| Saint Helena               | 2015 | -  | -                      | -                     | -                       | -     | -         | -  | -                      | -                     | -                       | -     | -         | <b>89</b>  | 98                     | -                     | 89                      | 98    | 1         |
|                            | 2022 | -  | -                      | -                     | -                       | -     | -         | -  | -                      | -                     | -                       | -     | -         | <b>89</b>  | 99                     | -                     | 89                      | 98    | <1        |
| Saint Kitts and Nevis      | 2015 | -  | -                      | -                     | -                       | -     | -         | -  | -                      | -                     | -                       | -     | -         | -  | 98                     | 87                    | -                       | 98    | <1        |
|                            | 2017 | -  | -                      | -                     | -                       | -     | -         | -  | -                      | -                     | -                       | -     | -         | -  | 98                     | 87                    | -                       | 98    | <1        |
| Saint Lucia                | 2015 | -  | 93                     | 70                    | -                       | 95    | 2         | -  | 93                     | 79                    | -                       | 98    | <1        | -  | 93                     | 72                    | -                       | 95    | 2         |
|                            | 2022 | -  | 94                     | 71                    | -                       | 96    | 2         | -  | 94                     | 79                    | -                       | 98    | <1        | -  | 94                     | 73                    | -                       | 97    | 2         |
| Saint Martin (French part) | 2015 | -  | -                      | -                     | -                       | -     | -         | <b>97</b>  | >99                    | -                     | 97                      | >99   | <1        | <b>97</b>  | >99                    | -                     | 97                      | >99   | <1        |
|                            | 2022 | -  | -                      | -                     | -                       | -     | -         | <b>97</b>  | >99                    | -                     | 97                      | >99   | <1        | <b>97</b>  | >99                    | -                     | 97                      | >99   | <1        |
| Saint Pierre and Miquelon  | 2015 | -  | -                      | -                     | -                       | -     | -         | -  | -                      | -                     | -                       | -     | -         | <b>83</b>  | 83                     | 91                    | 91                      | 91    | <1        |
|                            | 2020 | -  | -                      | -                     | -                       | -     | -         | -  | -                      | -                     | -                       | -     | -         | <b>83</b>  | 83                     | 91                    | 91                      | 91    | <1        |

| COUNTRY, AREA OR TERRITORY       | Year | Population (thousands) | % urban | RURAL          |                             |            |               |   | URBAN          |                             |            |               |   | TOTAL          |                             |            |               |   |
|----------------------------------|------|------------------------|---------|----------------|-----------------------------|------------|---------------|---|----------------|-----------------------------|------------|---------------|---|----------------|-----------------------------|------------|---------------|---|
|                                  |      |                        |         | At least basic | Limited (more than 30 mins) | Unimproved | Surface water | Annual rate of change in at least basic | At least basic | Limited (more than 30 mins) | Unimproved | Surface water | Annual rate of change in at least basic | At least basic | Limited (more than 30 mins) | Unimproved | Surface water | Annual rate of change in at least basic |
|                                  |      |                        |         |                |                             |            |               |   |                |                             |            |               |   |                |                             |            |               |   |
| Saint Vincent and the Grenadines | 2015 | 106                    | 51      | 97             | <1                          | 2          | <1            | -                                       | 98             | <1                          | 1          | <1            | -                                       | 98             | <1                          | 2          | <1            | -                                       |
|                                  | 2018 | 105                    | 52      | 97             | <1                          | 3          | -             | -                                       | 98             | <1                          | 1          | <1            | -                                       | 98             | <1                          | 2          | -             | -                                       |
| Samoa                            | 2015 | 204                    | 19      | 92             | 5                           | 2          | <1            | 0.48                                    | 92             | 7                           | 2          | <1            | 0.78                                    | 92             | 6                           | 2          | <1            | 0.54                                    |
|                                  | 2022 | 222                    | 18      | 99             | <1                          | <1         | <1            | -                                       | >99            | <1                          | <1         | <1            | -                                       | >99            | <1                          | <1         | <1            | -                                       |
| San Marino                       | 2015 | 34                     | 97      | -              | -                           | -          | -             | -                                       | -              | -                           | -          | -             | -                                       | >99            | <1                          | <1         | <1            | 0.00                                    |
|                                  | 2022 | 34                     | 98      | -              | -                           | -          | -             | -                                       | -              | -                           | -          | -             | -                                       | >99            | <1                          | <1         | <1            | -                                       |
| Sao Tome and Principe            | 2015 | 201                    | 70      | 69             | 16                          | 5          | 10            | 0.40                                    | 79             | 19                          | 1          | <1            | 0.22                                    | 76             | 18                          | 2          | 4             | 0.39                                    |
|                                  | 2022 | 227                    | 76      | 71             | 19                          | 2          | 8             | -                                       | 79             | 21                          | <1         | <1            | -                                       | 77             | 20                          | <1         | 2             | -                                       |
| Saudi Arabia                     | 2015 | 32 750                 | 83      | >99            | <1                          | <1         | <1            | 0.00                                    | 98             | <1                          | <1         | <1            | -                                       | 99             | <1                          | <1         | <1            | -                                       |
|                                  | 2022 | 36 409                 | 85      | >99            | <1                          | <1         | <1            | -                                       | 98             | <1                          | <1         | <1            | -                                       | 99             | <1                          | <1         | <1            | -                                       |
| Senegal                          | 2015 | 14 356                 | 46      | 65             | 6                           | 28         | <1            | 1.66                                    | 93             | 1                           | 5          | <1            | 0.35                                    | 78             | 4                           | 18         | <1            | 1.20                                    |
|                                  | 2022 | 17 316                 | 49      | 77             | 5                           | 18         | <1            | -                                       | 96             | <1                          | 3          | <1            | -                                       | 86             | 3                           | 11         | <1            | -                                       |
| Serbia                           | 2015 | 7 519                  | 56      | 95             | 5                           | <1         | <1            | 0.18                                    | 92             | 7                           | <1         | <1            | 0.39                                    | 93             | 6                           | <1         | <1            | 0.29                                    |
|                                  | 2022 | 7 221                  | 57      | 96             | 3                           | <1         | <1            | -                                       | 95             | 4                           | <1         | <1            | -                                       | 96             | 4                           | <1         | <1            | -                                       |
| Seychelles                       | 2015 | 99                     | 55      | -              | -                           | -          | -             | -                                       | -              | -                           | -          | -             | -                                       | 96             | <1                          | <1         | 4             | 0.11                                    |
|                                  | 2022 | 107                    | 58      | -              | -                           | -          | -             | -                                       | -              | -                           | -          | -             | -                                       | 96             | <1                          | 4          | -             | -                                       |
| Sierra Leone                     | 2015 | 7 315                  | 41      | 45             | 5                           | 22         | 29            | 1.25                                    | 76             | 11                          | 9          | 4             | 0.57                                    | 57             | 7                           | 17         | 19            | 1.10                                    |
|                                  | 2022 | 8 606                  | 44      | 54             | 5                           | 24         | 17            | -                                       | 80             | 11                          | 8          | 2             | -                                       | 65             | 7                           | 17         | 11            | -                                       |
| Singapore                        | 2015 | 5 650                  | 100     | -              | -                           | -          | -             | -                                       | >99            | <1                          | <1         | <1            | 0.00                                    | >99            | <1                          | <1         | <1            | 0.00                                    |
|                                  | 2022 | 5 976                  | 100     | -              | -                           | -          | -             | -                                       | >99            | <1                          | <1         | <1            | -                                       | >99            | <1                          | <1         | <1            | -                                       |
| Sint Maarten (Dutch part)        | 2015 | 40                     | 100     | -              | -                           | -          | -             | -                                       | 95             | <1                          | 5          | <1            | -                                       | 95             | <1                          | 5          | <1            | -                                       |
|                                  | 2017 | 42                     | 100     | -              | -                           | -          | -             | -                                       | 95             | <1                          | 5          | <1            | -                                       | 95             | <1                          | 5          | <1            | -                                       |
| Slovakia                         | 2015 | 5 424                  | 54      | >99            | <1                          | <1         | <1            | 0.15                                    | >99            | <1                          | <1         | <1            | 0.03                                    | >99            | <1                          | <1         | <1            | 0.08                                    |
|                                  | 2022 | 5 643                  | 54      | >99            | <1                          | <1         | <1            | -                                       | >99            | <1                          | <1         | <1            | -                                       | >99            | <1                          | <1         | <1            | -                                       |
| Slovenia                         | 2015 | 2 081                  | 54      | -              | -                           | -          | -             | -                                       | -              | -                           | -          | -             | -                                       | >99            | <1                          | <1         | <1            | 0.00                                    |
|                                  | 2022 | 2 120                  | 56      | -              | -                           | -          | -             | -                                       | -              | -                           | -          | -             | -                                       | >99            | <1                          | <1         | <1            | -                                       |
| Solomon Islands                  | 2015 | 613                    | 22      | 63             | 6                           | 23         | 7             | -0.78                                   | 91             | 4                           | 4          | 1             | -                                       | 69             | 6                           | 19         | 6             | -                                       |
|                                  | 2022 | 724                    | 26      | 59             | 7                           | 34         | -             | -                                       | -              | -                           | -          | -             | -                                       | -              | -                           | -          | -             | -                                       |
| Somalia                          | 2015 | 13 764                 | 43      | 29             | 29                          | 29         | 13            | 1.50                                    | 74             | 16                          | 9          | <1            | 0.92                                    | 49             | 23                          | 20         | 8             | 1.57                                    |
|                                  | 2022 | 17 598                 | 47      | 39             | 38                          | 20         | 3             | -                                       | 80             | 17                          | 2          | <1            | -                                       | 58             | 28                          | 12         | 1             | -                                       |
| South Africa                     | 2015 | 55 877                 | 65      | 79             | 7                           | 5          | 9             | 0.82                                    | 99             | <1                          | <1         | <1            | 0.03                                    | 92             | 3                           | 2          | 3             | 0.45                                    |
|                                  | 2022 | 59 894                 | 68      | 85             | 7                           | 3          | 5             | -                                       | >99            | <1                          | <1         | <1            | -                                       | 94             | 3                           | 1          | 2             | -                                       |
| South Sudan                      | 2015 | 11 194                 | 19      | 37             | 33                          | 14         | 16            | -                                       | 61             | 22                          | 10         | 7             | -                                       | 41             | 31                          | 14         | 15            | -                                       |
|                                  | 2022 | 10 913                 | 21      | 34             | 42                          | 14         | 10            | -                                       | 70             | 19                          | 11         | <1            | -                                       | 41             | 37                          | 14         | 8             | -                                       |
| Spain                            | 2015 | 46 431                 | 80      | >99            | <1                          | <1         | <1            | 0.00                                    | >99            | <1                          | <1         | <1            | -0.00                                   | >99            | <1                          | <1         | <1            | -0.00                                   |
|                                  | 2022 | 47 559                 | 81      | >99            | <1                          | <1         | <1            | -                                       | >99            | <1                          | <1         | <1            | -                                       | >99            | <1                          | <1         | <1            | -                                       |
| Sri Lanka                        | 2015 | 21 337                 | 18      | 85             | 2                           | 10         | 3             | 0.32                                    | 97             | <1                          | 2          | <1            | 0.17                                    | 87             | 2                           | 8          | 3             | 0.29                                    |
|                                  | 2022 | 21 832                 | 19      | 87             | 2                           | 8          | 3             | -                                       | 98             | <1                          | 1          | <1            | -                                       | 89             | 2                           | 7          | 2             | -                                       |
| State of Palestine*              | 2015 | 4 485                  | 75      | 95             | <1                          | 3          | <1            | 0.59                                    | 97             | <1                          | 3          | <1            | 0.27                                    | 96             | <1                          | 3          | <1            | 0.35                                    |
|                                  | 2022 | 5 250                  | 77      | >99            | <1                          | <1         | <1            | -                                       | 98             | 2                           | <1         | <1            | -                                       | 98             | 1                           | <1         | <1            | -                                       |
| Sudan                            | 2015 | 38 171                 | 34      | 51             | 26                          | 16         | 8             | 1.07                                    | 70             | 24                          | 5          | 1             | 0.53                                    | 57             | 25                          | 12         | 6             | 0.92                                    |
|                                  | 2022 | 46 874                 | 36      | 60             | 31                          | 6          | 3             | -                                       | 74             | 25                          | <1         | <1            | -                                       | 65             | 29                          | 4          | 2             | -                                       |
| Suriname                         | 2015 | 575                    | 66      | 91             | 1                           | 1          | 7             | 1.10                                    | 98             | <1                          | <1         | <1            | 0.06                                    | 96             | <1                          | 1          | 2             | 0.41                                    |
|                                  | 2022 | 618                    | 66      | 97             | 2                           | <1         | 2             | -                                       | 99             | <1                          | <1         | <1            | -                                       | 98             | 1                           | <1         | <1            | -                                       |
| Sweden                           | 2015 | 9 849                  | 87      | >99            | <1                          | <1         | <1            | 0.05                                    | >99            | <1                          | <1         | <1            | 0.00                                    | >99            | <1                          | <1         | <1            | 0.01                                    |
|                                  | 2022 | 10 549                 | 88      | >99            | <1                          | <1         | <1            | -                                       | >99            | <1                          | <1         | <1            | -                                       | >99            | <1                          | <1         | <1            | -                                       |
| Switzerland                      | 2015 | 8 282                  | 74      | >99            | <1                          | <1         | <1            | 0.00                                    | >99            | <1                          | <1         | <1            | 0.00                                    | >99            | <1                          | <1         | <1            | 0.00                                    |
|                                  | 2022 | 8 740                  | 74      | >99            | <1                          | <1         | <1            | -                                       | >99            | <1                          | <1         | <1            | -                                       | >99            | <1                          | <1         | <1            | -                                       |
| Syrian Arab Republic             | 2015 | 19 205                 | 52      | 91             | 8                           | 1          | <1            | 0.22                                    | 96             | 4                           | <1         | <1            | 0.00                                    | 93             | 6                           | <1         | <1            | 0.11                                    |
|                                  | 2022 | 22 125                 | 57      | 92             | 8                           | <1         | <1            | -                                       | 96             | 4                           | <1         | <1            | -                                       | 94             | 6                           | <1         | <1            | -                                       |

\*WHO reports refer to 'occupied Palestinian territory (including east Jerusalem)'.

| COUNTRY, AREA OR TERRITORY       | Year | RURAL  |                        |                       |                         |       | URBAN  |                |                        |                       |                         | TOTAL  |           |                |                        |                       |                         |       |           |
|----------------------------------|------|--|------------------------|-----------------------|-------------------------|-------|--|----------------|------------------------|-----------------------|-------------------------|--|-----------|----------------|------------------------|-----------------------|-------------------------|-------|-----------|
|                                  |      | Proportion of population using improved water supplies |                        |                       |                         |       | Proportion of population using improved water supplies |                |                        |                       |                         | Proportion of population using improved water supplies |           |                |                        |                       |                         |       |           |
|                                  |      | Safely managed   | Accessible on premises | Available when needed | Free from contamination | Piped | Non-piped  | Safely managed | Accessible on premises | Available when needed | Free from contamination | Piped  | Non-piped | Safely managed | Accessible on premises | Available when needed | Free from contamination | Piped | Non-piped |
| Saint Vincent and the Grenadines | 2015 | -  | 93                     | 70                    | -                       | 89    | 8  | -              | 98                     | 74                    | -                       | 98   | <1        | -              | 96                     | 72                    | -                       | 94    | 4         |
|                                  | 2018 | -  | 93                     | 70                    | -                       | 89    | 8  | -              | 98                     | 74                    | -                       | 98   | <1        | -              | 96                     | 72                    | -                       | 94    | 4         |
| Samoa                            | 2015 | 55   | 91                     | 72                    | 55                      | 86    | 12   | 89             | 91                     | 89                    | 90                      | 92   | 6         | 62             | 91                     | 75                    | 62                      | 87    | 11        |
|                                  | 2022 | 56   | 97                     | 73                    | 56                      | 87    | 12   | 90             | >99                    | 90                    | 92                      | 94   | 6         | 62             | 97                     | 76                    | 63                      | 88    | 11        |
| San Marino                       | 2015 | -  | -                      | -                     | -                       | -     | -  | -              | -                      | -                     | -                       | -  | -         | >99            | >99                    | >99                   | >99                     | >99   | <1        |
|                                  | 2022 | -  | -                      | -                     | -                       | -     | -  | -              | -                      | -                     | -                       | -  | -         | >99            | >99                    | >99                   | >99                     | >99   | <1        |
| Sao Tome and Principe            | 2015 | 22   | 22                     | 63                    | 53                      | 80    | 5  | 38             | 38                     | 76                    | 86                      | 96   | 2         | 34             | 34                     | 72                    | 76                      | 91    | 3         |
|                                  | 2022 | 24   | 24                     | 67                    | 56                      | 87    | 4  | 40             | 40                     | 78                    | 88                      | >99  | <1        | 36             | 36                     | 75                    | 80                      | 97    | <1        |
| Saudi Arabia                     | 2015 | -  | -                      | -                     | -                       | 84    | 16   | -              | -                      | -                     | -                       | 91   | 9         | -              | 98                     | 86                    | -                       | 89    | 10        |
|                                  | 2022 | -  | -                      | -                     | -                       | 84    | 16   | -              | -                      | -                     | -                       | 91   | 9         | -              | 98                     | 86                    | -                       | 89    | 10        |
| Senegal                          | 2015 | 11   | 43                     | 42                    | 11                      | 56    | 15   | 41             | 84                     | 57                    | 41                      | 87   | 8         | 25             | 62                     | 49                    | 25                      | 70    | 12        |
|                                  | 2022 | 13   | 64                     | 55                    | 13                      | 67    | 15   | 41             | 89                     | 54                    | 41                      | 88   | 9         | 27             | 76                     | 55                    | 27                      | 77    | 12        |
| Serbia                           | 2015 | 67   | 91                     | 90                    | 67                      | 83    | 16   | 82             | 91                     | 93                    | 82                      | 98   | 2         | 75             | 91                     | 92                    | 75                      | 91    | 8         |
|                                  | 2022 | 67   | 92                     | 90                    | 67                      | 91    | 8  | 82             | 95                     | 93                    | 82                      | 98   | 2         | 75             | 94                     | 92                    | 75                      | 95    | 5         |
| Seychelles                       | 2015 | -  | -                      | -                     | -                       | -     | -  | -              | -                      | -                     | -                       | -  | -         | -              | 94                     | -                     | -                       | 92    | 4         |
|                                  | 2022 | -  | -                      | -                     | -                       | -     | -  | -              | -                      | -                     | -                       | -  | -         | -              | 95                     | -                     | -                       | 94    | 3         |
| Sierra Leone                     | 2015 | 6  | 6                      | 30                    | 8                       | 12    | 37   | 12             | 25                     | 57                    | 12                      | 38   | 49        | 8              | 14                     | 41                    | 9                       | 23    | 42        |
|                                  | 2022 | 9  | 9                      | 51                    | 9                       | 13    | 46   | 12             | 22                     | 66                    | 12                      | 31   | 60        | 10             | 15                     | 58                    | 11                      | 21    | 52        |
| Singapore                        | 2015 | -  | -                      | -                     | -                       | -     | -  | >99            | >99                    | -                     | >99                     | >99  | <1        | >99            | >99                    | -                     | >99                     | >99   | <1        |
|                                  | 2022 | -  | -                      | -                     | -                       | -     | -  | >99            | >99                    | -                     | >99                     | >99  | <1        | >99            | >99                    | -                     | >99                     | >99   | <1        |
| Sint Maarten (Dutch part)        | 2015 | -  | -                      | -                     | -                       | -     | -  | -              | 93                     | -                     | -                       | 91   | 5         | -              | 93                     | -                     | -                       | 91    | 5         |
|                                  | 2017 | -  | -                      | -                     | -                       | -     | -  | -              | 93                     | -                     | -                       | 91   | 5         | -              | 93                     | -                     | -                       | 91    | 5         |
| Slovakia                         | 2015 | -  | >99                    | -                     | -                       | >99   | <1   | -              | >99                    | -                     | -                       | 97   | 3         | 99             | >99                    | -                     | 99                      | 98    | 2         |
|                                  | 2022 | -  | >99                    | -                     | -                       | >99   | <1   | -              | >99                    | -                     | -                       | -  | -         | >99            | >99                    | -                     | >99                     | -     | -         |
| Slovenia                         | 2015 | -  | -                      | -                     | -                       | -     | -  | -              | -                      | -                     | -                       | -  | -         | 95             | 98                     | -                     | 95                      | -     | -         |
|                                  | 2022 | -  | -                      | -                     | -                       | -     | -  | -              | -                      | -                     | -                       | -  | -         | 98             | 98                     | -                     | >99                     | -     | -         |
| Solomon Islands                  | 2015 | -  | 44                     | 56                    | -                       | 42    | 28   | -              | 83                     | -                     | -                       | 71   | 24        | -              | 53                     | 38                    | -                       | 48    | 27        |
|                                  | 2022 | -  | 41                     | 53                    | -                       | 38    | 28   | -              | -                      | -                     | -                       | -  | -         | -              | -                      | -                     | -                       | -     | -         |
| Somalia                          | 2015 | -  | 6                      | 33                    | -                       | 17    | 41   | -              | 58                     | 75                    | -                       | 63   | 27        | -              | 28                     | 51                    | -                       | 37    | 35        |
|                                  | 2022 | -  | 9                      | 44                    | -                       | 23    | 54   | -              | 69                     | 81                    | -                       | 79   | 19        | -              | 38                     | 62                    | -                       | 49    | 37        |
| South Africa                     | 2015 | -  | 44                     | 54                    | -                       | 70    | 15   | 84             | 91                     | 84                    | 98                      | 98   | 1         | -              | 75                     | 74                    | -                       | 88    | 6         |
|                                  | 2022 | -  | 54                     | 52                    | -                       | 74    | 18   | 80             | 91                     | 80                    | >99                     | 98   | 2         | -              | 79                     | 71                    | -                       | 90    | 7         |
| South Sudan                      | 2015 | -  | 2                      | -                     | -                       | 5     | 65   | -              | 5                      | -                     | -                       | 11   | 72        | -              | 2                      | -                     | -                       | 6     | 66        |
|                                  | 2022 | -  | 3                      | -                     | -                       | 3     | 73   | -              | 4                      | -                     | -                       | 10   | 78        | -              | 3                      | -                     | -                       | 4     | 74        |
| Spain                            | 2015 | 99   | >99                    | -                     | 99                      | >99   | <1   | >99            | >99                    | -                     | >99                     | >99  | <1        | >99            | >99                    | -                     | >99                     | >99   | <1        |
|                                  | 2022 | 99   | >99                    | -                     | 99                      | >99   | <1   | >99            | >99                    | -                     | >99                     | >99  | <1        | >99            | >99                    | -                     | >99                     | >99   | <1        |
| Sri Lanka                        | 2015 | 38   | 68                     | 79                    | 38                      | 35    | 52   | 90             | 90                     | 94                    | 98                      | 77   | 21        | 47             | 72                     | 81                    | 49                      | 43    | 46        |
|                                  | 2022 | 39   | 76                     | 80                    | 39                      | 46    | 44   | 83             | 93                     | 93                    | 83                      | 81   | 18        | 47             | 79                     | 82                    | 47                      | 52    | 39        |
| State of Palestine*              | 2015 | 74   | 92                     | 84                    | 74                      | 83    | 13   | 80             | 88                     | 87                    | 80                      | 56   | 41        | 78             | 89                     | 86                    | 78                      | 62    | 34        |
|                                  | 2022 | 76   | >99                    | 87                    | 76                      | 89    | 11   | 81             | 92                     | 89                    | 81                      | 40   | 60        | 80             | 94                     | 89                    | 80                      | 51    | 49        |
| Sudan                            | 2015 | -  | 24                     | 42                    | -                       | 35    | 42   | -              | 61                     | 54                    | -                       | 69   | 24        | -              | 36                     | 46                    | -                       | 46    | 36        |
|                                  | 2022 | -  | 28                     | 50                    | -                       | 47    | 44   | -              | 64                     | 64                    | -                       | 82   | 17        | -              | 41                     | 55                    | -                       | 59    | 34        |
| Suriname                         | 2015 | 38   | 86                     | 76                    | 38                      | 59    | 33   | 63             | 97                     | 83                    | 63                      | 88   | 11        | 55             | 93                     | 81                    | 55                      | 78    | 19        |
|                                  | 2022 | 41   | 93                     | 82                    | 41                      | 64    | 34   | 63             | 98                     | 83                    | 63                      | 89   | 11        | 56             | 96                     | 83                    | 56                      | 80    | 19        |
| Sweden                           | 2015 | -  | >99                    | -                     | -                       | 76    | 23   | -              | >99                    | -                     | -                       | 89   | 11        | >99            | >99                    | -                     | >99                     | 87    | 12        |
|                                  | 2022 | -  | >99                    | -                     | -                       | 77    | 22   | -              | >99                    | -                     | -                       | 89   | 10        | >99            | >99                    | -                     | >99                     | 88    | 12        |
| Switzerland                      | 2015 | -  | >99                    | -                     | -                       | >99   | <1   | -              | >99                    | -                     | -                       | >99  | <1        | 97             | >99                    | -                     | 97                      | >99   | <1        |
|                                  | 2022 | -  | >99                    | -                     | -                       | >99   | <1   | -              | >99                    | -                     | -                       | >99  | <1        | 97             | >99                    | -                     | 97                      | >99   | <1        |
| Syrian Arab Republic             | 2015 | -  | 76                     | 90                    | -                       | 71    | 28   | -              | 92                     | 94                    | -                       | 88   | 12        | -              | 84                     | 92                    | -                       | 80    | 19        |
|                                  | 2022 | -  | 77                     | 91                    | -                       | 71    | 29   | -              | 92                     | 94                    | -                       | 86   | 14        | -              | 86                     | 93                    | -                       | 79    | 21        |

| COUNTRY, AREA OR TERRITORY         | Year | Population (thousands) | % urban | RURAL          |                             |            |               |   | URBAN          |                             |            |               |   | TOTAL          |                             |            |               |   |
|------------------------------------|------|------------------------|---------|----------------|-----------------------------|------------|---------------|---|----------------|-----------------------------|------------|---------------|---|----------------|-----------------------------|------------|---------------|---|
|                                    |      |                        |         | At least basic | Limited (more than 30 mins) | Unimproved | Surface water | Annual rate of change in at least basic | At least basic | Limited (more than 30 mins) | Unimproved | Surface water | Annual rate of change in at least basic | At least basic | Limited (more than 30 mins) | Unimproved | Surface water | Annual rate of change in at least basic |
| Tajikistan                         | 2015 | 8 524                  | 27      | 70             | 4                           | 5          | 22            | 1.48                                    | 95             | 1                           | 1          | 3             | 0.22                                    | 76             | 3                           | 4          | 17            | 1.16                                    |
|                                    | 2022 | 9 953                  | 28      | 77             | 3                           | 4          | 16            |   | 96             | <1                          | 2          | 2             |   | 82             | 3                           | 3          | 12            |   |
| Thailand                           | 2015 | 70 294                 | 48      | 98             | <1                          | <1         | <1            | 0.35                                    | >99            | <1                          | <1         | <1            | 0.09                                    | 99             | <1                          | <1         | <1            | 0.27                                    |
|                                    | 2022 | 71 697                 | 53      | >99            | <1                          | <1         | <1            |   | >99            | <1                          | <1         | <1            |   | >99            | <1                          | <1         | <1            |   |
| Timor-Leste                        | 2015 | 1 206                  | 29      | 68             | 4                           | 22         | 6             | -                                       | 90             | 2                           | 7          | <1            | -                                       | 74             | 3                           | 18         | 5             | -                                       |
|                                    | 2022 | 1 341                  | 32      | 82             | 2                           | 12         | 5             |   | 98             | 2                           | <1         | <1            |   | 87             | 2                           | 8          | 3             |   |
| Togo                               | 2015 | 7 473                  | 40      | 49             | 7                           | 22         | 22            | 1.41                                    | 85             | 3                           | 11         | <1            | 0.22                                    | 63             | 6                           | 18         | 13            | 1.16                                    |
|                                    | 2022 | 8 849                  | 44      | 58             | 9                           | 15         | 17            |   | 87             | 3                           | 10         | <1            |   | 71             | 6                           | 13         | 10            |   |
| Tokelau                            | 2015 | 1 0                    | >99     | <1             | <1                          | <1         |               | 0.05                                    | -              | -                           | -          | -             | -                                       | >99            | <1                          | <1         | <1            | 0.05                                    |
|                                    | 2022 | 2 0                    | >99     | <1             | <1                          | <1         |               |   | -              | -                           | -          | -             | -                                       | >99            | <1                          | <1         | <1            |   |
| Tonga                              | 2015 | 106                    | 23      | 98             | 1                           | <1         | <1            | 0.02                                    | 99             | <1                          | <1         | <1            | 0.07                                    | 99             | <1                          | <1         | <1            | 0.03                                    |
|                                    | 2022 | 107                    | 23      | 99             | 1                           | <1         | <1            |   | >99            | <1                          | <1         | <1            |   | 99             | <1                          | <1         | <1            |   |
| Trinidad and Tobago                | 2015 | 1 460                  | 53      | -              | -                           | -          | -             | -                                       | -              | -                           | -          | -             | -                                       | 98             | 1                           | <1         | <1            | 0.30                                    |
|                                    | 2022 | 1 531                  | 53      | -              | -                           | -          | -             |   | -              | -                           | -          | -             |   | 99             | 1                           | <1         | <1            |   |
| Tunisia                            | 2015 | 11 558                 | 68      | 84             | 8                           | 8          | <1            | 0.95                                    | 99             | <1                          | <1         | <1            | 0.01                                    | 94             | 3                           | 3          | <1            | 0.37                                    |
|                                    | 2022 | 12 356                 | 70      | 93             | 3                           | 3          | <1            |   | 99             | <1                          | <1         | <1            |   | 97             | 2                           | 1          | <1            |   |
| Türkiye                            | 2015 | 79 646                 | 74      | 94             | 3                           | 3          | <1            | 0.31                                    | 97             | 2                           | 1          | <1            | 0.06                                    | 96             | 2                           | 2          | <1            | 0.16                                    |
|                                    | 2022 | 85 341                 | 77      | 96             | 3                           | <1         | <1            |   | 97             | 2                           | <1         | <1            |   | 97             | 2                           | <1         | <1            |   |
| Turkmenistan                       | 2015 | 5 766                  | 50      | 96             | 1                           | <1         | 2             | 0.94                                    | >99            | <1                          | <1         | <1            | 0.16                                    | 98             | <1                          | <1         | 1             | 0.58                                    |
|                                    | 2022 | 6 431                  | 53      | >99            | <1                          | <1         | <1            |   | >99            | <1                          | <1         | <1            |   | >99            | <1                          | <1         | <1            |   |
| Turks and Caicos Islands           | 2015 | 37                     | 92      | -              | -                           | -          | -             | -                                       | >99            | <1                          | <1         | <1            | 0.00                                    | -              | -                           | -          | -             | -                                       |
|                                    | 2022 | 46                     | 94      | 92             | 5                           | 3          | <1            |   | >99            | <1                          | <1         | <1            |   | 99             | <1                          | <1         | <1            |   |
| Tuvalu                             | 2015 | 11                     | 60      | >99            | <1                          | <1         | <1            | 0.03                                    | 99             | <1                          | <1         | <1            | 0.02                                    | >99            | <1                          | <1         | <1            | 0.02                                    |
|                                    | 2022 | 11                     | 66      | >99            | <1                          | <1         | <1            |   | >99            | <1                          | <1         | <1            |   | >99            | <1                          | <1         | <1            |   |
| Uganda                             | 2015 | 37 477                 | 22      | 40             | 33                          | 18         | 9             | 1.50                                    | 77             | 16                          | 6          | 1             | 0.48                                    | 48             | 29                          | 15         | 7             | 1.49                                    |
|                                    | 2022 | 47 250                 | 26      | 52             | 29                          | 13         | 6             |   | 80             | 13                          | 6          | <1            |   | 59             | 25                          | 11         | 5             |   |
| Ukraine                            | 2015 | 44 983                 | 69      | 99             | <1                          | 1          | <1            | 0.23                                    | 91             | 8                           | <1         | <1            | -0.40                                   | 93             | 6                           | <1         | <1            | -0.21                                   |
|                                    | 2022 | 39 702                 | 70      | >99            | <1                          | <1         | <1            |   | 91             | 8                           | <1         | <1            |   | 94             | 6                           | <1         | <1            |   |
| United Arab Emirates               | 2015 | 8 917                  | 86      | >99            | <1                          | <1         | <1            | 0.00                                    | >99            | <1                          | <1         | <1            | 0.02                                    | >99            | <1                          | <1         | <1            | 0.02                                    |
|                                    | 2022 | 9 441                  | 88      | >99            | <1                          | <1         | <1            |   | >99            | <1                          | <1         | <1            |   | >99            | <1                          | <1         | <1            |   |
| United Kingdom                     | 2015 | 65 224                 | 83      | >99            | <1                          | <1         | <1            | 0.00                                    | >99            | <1                          | <1         | <1            | 0.00                                    | >99            | <1                          | <1         | <1            | -0.00                                   |
|                                    | 2022 | 67 509                 | 84      | >99            | <1                          | <1         | <1            |   | >99            | <1                          | <1         | <1            |   | >99            | <1                          | <1         | <1            |   |
| United Republic of Tanzania        | 2015 | 52 543                 | 32      | 38             | 14                          | 29         | 19            | 1.45                                    | 78             | 12                          | 8          | 3             | 0.56                                    | 51             | 13                          | 22         | 14            | 1.46                                    |
|                                    | 2022 | 65 498                 | 37      | 49             | 16                          | 17         | 18            |   | 81             | 16                          | <1         | 2             |   | 61             | 16                          | 11         | 12            |   |
| United States Virgin Islands       | 2015 | 103                    | 95      | -              | -                           | -          | -             | -                                       | -              | -                           | -          | -             | -                                       | 99             | <1                          | 1          | <1            | -                                       |
|                                    | 2020 | 100                    | 96      | -              | -                           | -          | -             |   | -              | -                           | -          | -             |   | 99             | <1                          | 1          | <1            |   |
| United States of America           | 2015 | 324 608                | 82      | 98             | <1                          | 2          | <1            | -                                       | >99            | <1                          | <1         | <1            | 0.01                                    | >99            | <1                          | <1         | <1            | -                                       |
|                                    | 2022 | 338 290                | 83      | >99            | <1                          | <1         | <1            |   | >99            | <1                          | <1         | <1            |   | >99            | <1                          | <1         | <1            |   |
| Uruguay                            | 2015 | 3 403                  | 95      | 91             | 5                           | 4          | <1            | 0.93                                    | >99            | <1                          | <1         | <1            | 0.04                                    | >99            | <1                          | <1         | <1            | 0.11                                    |
|                                    | 2022 | 3 423                  | 96      | 95             | 5                           | <1         | <1            |   | >99            | <1                          | <1         | <1            |   | >99            | <1                          | <1         | <1            |   |
| Uzbekistan                         | 2015 | 30 949                 | 51      | 90             | 5                           | <1         | 4             | 0.71                                    | 97             | 1                           | <1         | <1            | 0.07                                    | 94             | 3                           | <1         | 2             | 0.42                                    |
|                                    | 2022 | 34 628                 | 50      | 95             | 2                           | <1         | 3             |   | 98             | 2                           | <1         | <1            |   | 97             | 2                           | <1         | 1             |   |
| Vanuatu                            | 2015 | 276                    | 25      | 85             | <1                          | 6          | 8             | 0.40                                    | 98             | <1                          | 1          | <1            | 0.12                                    | 88             | <1                          | 5          | 6             | 0.36                                    |
|                                    | 2022 | 327                    | 26      | 89             | <1                          | 3          | 8             |   | >99            | <1                          | <1         | <1            |   | 91             | <1                          | 2          | 6             |   |
| Venezuela (Bolivarian Republic of) | 2015 | 30 530                 | 88      | -              | -                           | -          | -             | -                                       | -              | -                           | -          | -             | -                                       | 95             | <1                          | 4          | 1             | -0.18                                   |
|                                    | 2022 | 28 302                 | 88      | -              | -                           | -          | -             |   | -              | -                           | -          | -             |   | 93             | <1                          | 6          | -             |   |
| Viet Nam                           | 2015 | 92 191                 | 34      | 90             | <1                          | 7          | 2             | 0.97                                    | 97             | <1                          | 2          | <1            | 0.19                                    | 93             | <1                          | 5          | 2             | 0.79                                    |
|                                    | 2022 | 98 187                 | 39      | 97             | <1                          | 3          | <1            |   | >99            | <1                          | <1         | <1            |   | 98             | <1                          | 2          | <1            |   |
| Wallis and Futuna Islands          | 2015 | 12                     | 0       | >99            | <1                          | <1         | <1            | -0.02                                   | -              | -                           | -          | -             | -                                       | >99            | <1                          | <1         | <1            | -0.02                                   |
|                                    | 2022 | 12                     | 0       | >99            | <1                          | <1         | <1            |   | -              | -                           | -          | -             |   | >99            | <1                          | <1         | <1            |   |
| Yemen                              | 2015 | 28 517                 | 35      | 45             | 29                          | 21         | 5             | 1.03                                    | 76             | 21                          | 3          | <1            | 0.17                                    | 56             | 26                          | 15         | 3             | 0.95                                    |
|                                    | 2022 | 33 697                 | 39      | 52             | 34                          | 10         | 4             |   | 77             | 22                          | 1          | <1            |   | 62             | 29                          | 6          | 2             |   |
| Zambia                             | 2015 | 16 248                 | 42      | 45             | 8                           | 31         | 16            | 1.05                                    | 87             | 4                           | 8          | <1            | 0.27                                    | 63             | 6                           | 22         | 10            | 0.97                                    |
|                                    | 2022 | 20 018                 | 46      | 51             | 9                           | 28         | 12            |   | 89             | 4                           | 7          | <1            |   | 68             | 6                           | 19         | 7             |   |
| Zimbabwe                           | 2015 | 14 155                 | 32      | 51             | 16                          | 23         | 10            | -0.55                                   | 94             | 4                           | 2          | <1            | -0.12                                   | 65             | 12                          | 16         | 7             | -0.44                                   |
|                                    | 2022 | 16 321                 | 32      | 48             | 19                          | 23         | 10            |   | 93             | 5                           | 2          | <1            |   | 62             | 15                          | 16         | 7             |   |

| COUNTRY, AREA OR TERRITORY         | Year | RURAL  |                        |                       |                         |       | URBAN  |                |                        |                       |                         | TOTAL  |           |                |                        |                       |                         |       |           |
|------------------------------------|------|--|------------------------|-----------------------|-------------------------|-------|--|----------------|------------------------|-----------------------|-------------------------|--|-----------|----------------|------------------------|-----------------------|-------------------------|-------|-----------|
|                                    |      | Proportion of population using improved water supplies |                        |                       |                         |       | Proportion of population using improved water supplies |                |                        |                       |                         | Proportion of population using improved water supplies |           |                |                        |                       |                         |       |           |
|                                    |      | Safely managed   | Accessible on premises | Available when needed | Free from contamination | Piped | Non-piped  | Safely managed | Accessible on premises | Available when needed | Free from contamination | Piped  | Non-piped | Safely managed | Accessible on premises | Available when needed | Free from contamination | Piped | Non-piped |
| Tajikistan                         | 2015 | -  | 42                     | 48                    | -                       | 51    | 22   | -              | 88                     | 62                    | -                       | 90   | 6         | 52             | 54                     | 52                    | 69                      | 61    | 18        |
|                                    | 2022 | -  | 49                     | 52                    | -                       | 56    | 24   | -              | 90                     | 64                    | -                       | 90   | 7         | 55             | 60                     | 55                    | 74                      | 65    | 19        |
| Thailand                           | 2015 | -  | 97                     | 98                    | -                       | 57    | 41   | -              | >99                    | >99                   | -                       | 86   | 14        | -              | 98                     | 99                    | -                       | 71    | 28        |
|                                    | 2022 | -  | >99                    | >99                   | -                       | 79    | 21   | -              | >99                    | >99                   | -                       | 93   | 7         | -              | >99                    | >99                   | -                       | 86    | 14        |
| Timor-Leste                        | 2015 | -  | 50                     | -                     | -                       | 53    | 18   | -              | 83                     | 52                    | -                       | 71   | 22        | -              | 60                     | -                     | -                       | 58    | 19        |
|                                    | 2022 | -  | 66                     | -                     | -                       | 66    | 18   | -              | 94                     | 56                    | -                       | 84   | 16        | -              | 75                     | -                     | -                       | 72    | 17        |
| Togo                               | 2015 | 7  | 7                      | 30                    | 17                      | 18    | 38   | 31             | 31                     | 51                    | 52                      | 52   | 37        | 17             | 17                     | 39                    | 31                      | 31    | 38        |
|                                    | 2022 | 8  | 8                      | 67                    | 21                      | 21    | 47   | 34             | 34                     | 75                    | 53                      | 43   | 47        | 19             | 19                     | 71                    | 35                      | 30    | 47        |
| Tokelau                            | 2015 | -  | 92                     | -                     | -                       | 95    | 4  | -              | -                      | -                     | -                       | -  | -         | -              | 92                     | -                     | -                       | 95    | 4         |
|                                    | 2022 | -  | 97                     | -                     | -                       | 95    | 4  | -              | -                      | -                     | -                       | -  | -         | -              | 97                     | -                     | -                       | 95    | 4         |
| Tonga                              | 2015 | 23   | 98                     | 90                    | 23                      | 98    | 1  | 50             | 99                     | 94                    | 50                      | 98   | 2         | 29             | 98                     | 91                    | 29                      | 98    | 1         |
|                                    | 2022 | 23   | 98                     | 90                    | 23                      | 98    | 1  | 51             | >99                    | 94                    | 51                      | >99  | <1        | 30             | 98                     | 91                    | 30                      | 99    | 1         |
| Trinidad and Tobago                | 2015 | -  | -                      | -                     | -                       | -     | -  | -              | -                      | -                     | -                       | -  | -         | -              | 98                     | 81                    | -                       | 91    | 8         |
|                                    | 2022 | -  | -                      | -                     | -                       | -     | -  | -              | -                      | -                     | -                       | -  | -         | -              | 99                     | 82                    | -                       | 93    | 7         |
| Tunisia                            | 2015 | 61   | 78                     | 61                    | 65                      | 73    | 19   | 84             | 96                     | 85                    | 84                      | 97   | 2         | 76             | 90                     | 77                    | 78                      | 89    | 8         |
|                                    | 2022 | 67   | 78                     | 67                    | 68                      | 80    | 17   | 77             | 94                     | 77                    | 84                      | 99   | <1        | 74             | 89                     | 74                    | 79                      | 93    | 6         |
| Türkiye                            | 2015 | -  | 88                     | -                     | -                       | 86    | 10   | -              | 94                     | -                     | -                       | 98   | <1        | -              | 92                     | -                     | -                       | 95    | 3         |
|                                    | 2022 | -  | 89                     | -                     | -                       | 86    | 13   | -              | 94                     | -                     | -                       | 98   | <1        | -              | 93                     | -                     | -                       | 95    | 4         |
| Turkmenistan                       | 2015 | 85   | 90                     | 97                    | 85                      | 25    | 72   | 96             | 96                     | >99                   | 97                      | 85   | 15        | 91             | 93                     | 98                    | 91                      | 55    | 44        |
|                                    | 2022 | 92   | >99                    | >99                   | 92                      | 22    | 78   | 97             | >99                    | >99                   | 97                      | 84   | 16        | 95             | >99                    | >99                   | 95                      | 55    | 45        |
| Turks and Caicos Islands           | 2015 | -  | -                      | -                     | -                       | -     | -  | 47             | 47                     | 98                    | 88                      | -  | -         | 47             | -                      | -                     | -                       | -     | -         |
|                                    | 2022 | 56   | 56                     | 94                    | 65                      | 40    | 57   | 47             | 47                     | 98                    | 88                      | 45   | 55        | 47             | 47                     | 98                    | 87                      | 45    | 55        |
| Tuvalu                             | 2015 | 5  | 98                     | 85                    | 5                       | 98    | 1  | 10             | 86                     | 69                    | 10                      | 98   | 2         | 8              | 91                     | 76                    | 8                       | 98    | 1         |
|                                    | 2022 | 5  | 98                     | 86                    | 5                       | >99   | <1   | 10             | 86                     | 69                    | 10                      | >99  | <1        | 9              | 91                     | 75                    | 9                       | >99   | <1        |
| Uganda                             | 2015 | 6  | 6                      | 58                    | 34                      | 10    | 63   | 36             | 36                     | 76                    | 91                      | 55   | 37        | 12             | 12                     | 62                    | 47                      | 20    | 57        |
|                                    | 2022 | 9  | 9                      | 70                    | 56                      | 13    | 68   | 45             | 45                     | 78                    | 93                      | 52   | 41        | 19             | 19                     | 72                    | 66                      | 23    | 61        |
| Ukraine                            | 2015 | 90   | 99                     | -                     | 90                      | 35    | 64   | 88             | 88                     | -                     | 95                      | 83   | 17        | 89             | 92                     | -                     | 94                      | 68    | 31        |
|                                    | 2022 | 86   | >99                    | -                     | 86                      | 31    | 69   | 88             | 88                     | -                     | 93                      | 76   | 23        | 88             | 92                     | -                     | 91                      | 63    | 37        |
| United Arab Emirates               | 2015 | -  | 98                     | -                     | -                       | >99   | <1   | -              | 99                     | -                     | -                       | >99  | <1        | -              | 99                     | >99                   | -                       | >99   | <1        |
|                                    | 2022 | -  | 98                     | -                     | -                       | >99   | <1   | -              | 99                     | -                     | -                       | >99  | <1        | -              | 99                     | >99                   | -                       | >99   | <1        |
| United Kingdom                     | 2015 | -  | >99                    | -                     | -                       | >99   | <1   | -              | >99                    | -                     | -                       | >99  | <1        | >99            | >99                    | -                     | >99                     | >99   | <1        |
|                                    | 2022 | -  | >99                    | -                     | -                       | >99   | <1   | -              | >99                    | -                     | -                       | >99  | <1        | >99            | >99                    | -                     | >99                     | >99   | <1        |
| United Republic of Tanzania        | 2015 | 3  | 13                     | 29                    | 3                       | 26    | 26   | 24             | 44                     | 63                    | 24                      | 65   | 25        | 9              | 23                     | 39                    | 9                       | 39    | 26        |
|                                    | 2022 | 3  | 27                     | 35                    | 3                       | 28    | 37   | 25             | 67                     | 69                    | 25                      | 63   | 33        | 11             | 42                     | 48                    | 11                      | 41    | 36        |
| United States Virgin Islands       | 2015 | -  | -                      | -                     | -                       | -     | -  | -              | -                      | -                     | -                       | -  | -         | 98             | 98                     | -                     | 99                      | 47    | 52        |
|                                    | 2020 | -  | -                      | -                     | -                       | -     | -  | -              | -                      | -                     | -                       | -  | -         | 98             | 98                     | -                     | 99                      | 47    | 52        |
| United States of America           | 2015 | -  | 97                     | 94                    | -                       | 95    | 3  | 97             | >99                    | 97                    | >99                     | >99  | <1        | 96             | >99                    | 96                    | >99                     | 99    | <1        |
|                                    | 2022 | -  | >99                    | 97                    | -                       | -     | -  | 98             | >99                    | 98                    | >99                     | >99  | <1        | 97             | >99                    | 97                    | >99                     | -     | -         |
| Uruguay                            | 2015 | -  | 91                     | -                     | -                       | 91    | 5  | 94             | 99                     | >99                   | 94                      | >99  | <1        | -              | 98                     | >99                   | -                       | >99   | <1        |
|                                    | 2022 | -  | 95                     | -                     | -                       | >99   | <1   | 95             | 99                     | >99                   | 95                      | >99  | <1        | -              | 99                     | >99                   | -                       | >99   | <1        |
| Uzbekistan                         | 2015 | 57   | 57                     | 83                    | 88                      | 58    | 37   | 88             | 88                     | 88                    | 93                      | 88   | 11        | 72             | 72                     | 85                    | 90                      | 73    | 24        |
|                                    | 2022 | 71   | 71                     | 85                    | 89                      | 60    | 37   | 89             | 89                     | 89                    | 93                      | 85   | 14        | 80             | 80                     | 87                    | 91                      | 73    | 25        |
| Vanuatu                            | 2015 | -  | 59                     | -                     | -                       | 39    | 47   | 56             | 81                     | -                     | 56                      | 79   | 20        | -              | 64                     | -                     | -                       | 49    | 40        |
|                                    | 2022 | -  | 76                     | -                     | -                       | 40    | 50   | 56             | 92                     | -                     | 56                      | 78   | 21        | -              | 80                     | -                     | -                       | 50    | 42        |
| Venezuela (Bolivarian Republic of) | 2015 | -  | -                      | -                     | -                       | -     | -  | -              | -                      | -                     | -                       | -  | -         | -              | 86                     | 49                    | -                       | 81    | 14        |
|                                    | 2022 | -  | -                      | -                     | -                       | -     | -  | -              | -                      | -                     | -                       | -  | -         | -              | 85                     | 17                    | -                       | 78    | 15        |
| Viet Nam                           | 2015 | 43   | 87                     | 87                    | 43                      | 21    | 70   | 75             | 97                     | 98                    | 75                      | 75   | 24        | 54             | 91                     | 91                    | 54                      | 39    | 54        |
|                                    | 2022 | 46   | 97                     | 94                    | 46                      | 31    | 66   | 76             | >99                    | 98                    | 76                      | 86   | 13        | 58             | 98                     | 95                    | 58                      | 52    | 46        |
| Wallis and Futuna Islands          | 2015 | 69   | 99                     | -                     | 69                      | >99   | <1   | -              | -                      | -                     | -                       | -  | -         | 69             | 99                     | -                     | 69                      | >99   | <1        |
|                                    | 2022 | 69   | 98                     | -                     | 69                      | 99    | <1   | -              | -                      | -                     | -                       | -  | -         | 69             | 98                     | -                     | 69                      | 99    | <1        |
| Yemen                              | 2015 | -  | 29                     | 47                    | -                       | 39    | 35   | -              | 73                     | 60                    | -                       | 74   | 23        | -              | 44                     | 52                    | -                       | 51    | 31        |
|                                    | 2022 | -  | 34                     | 55                    | -                       | 44    | 42   | -              | 74                     | 61                    | -                       | 77   | 22        | -              | 50                     | 58                    | -                       | 57    | 34        |
| Zambia                             | 2015 | -  | 8                      | 33                    | -                       | 6     | 47   | 49             | 54                     | 49                    | 90                      | 72   | 19        | -              | 27                     | 40                    | -                       | 33    | 35        |
|                                    | 2022 | -  | 9                      | 38                    | -                       | 5     | 54   | 45             | 58                     | 45                    | 92                      | 69   | 23        | -              | 32                     | 41                    | -                       | 34    | 40        |
| Zimbabwe                           | 2015 | 14   | 14                     | 53                    | 28                      | 10    | 58   | 55             | 75                     | 55                    | 68                      | 74   | 23        | 27             | 34                     | 54                    | 41                      | 31    | 47        |
|                                    | 2022 | 13   | 13                     | 60                    | 28                      | 9     | 58   | 55             | 66                     | 55                    | 69                      | 65   | 33        | 27             | 30                     | 58                    | 41                      | 27    | 50        |

# ANNEX 4

## Sanitation estimates

| COUNTRY, AREA OR TERRITORY | Year | Population (thousands) |         | RURAL          |                  |            |                 |   |  | URBAN          |                  |            |                 |   |  | TOTAL          |                  |            |                 |   |  |
|----------------------------|------|------------------------|---------|----------------|------------------|------------|-----------------|---|--|----------------|------------------|------------|-----------------|---|--|----------------|------------------|------------|-----------------|---|--|
|                            |      | Population (thousands) | % urban | At least basic | Limited (shared) | Unimproved | Open defecation | Annual rate of change in at least basic |  | At least basic | Limited (shared) | Unimproved | Open defecation | Annual rate of change in at least basic |  | At least basic | Limited (shared) | Unimproved | Open defecation | Annual rate of change in at least basic |  |
|                            |      |                        |         |                |                  |            |                 | Annual rate of change in at least basic | Annual rate of change in open defecation |                |                  |            |                 | Annual rate of change in at least basic | Annual rate of change in open defecation |                |                  |            |                 | Annual rate of change in at least basic | Annual rate of change in open defecation |
| Afghanistan                | 2015 | 33 753                 | 25      | 40             | 6                | 35         | 19              |   |  | 57             | 21               | 22         | <1              | 1.80                                    | -0.29                                    | 44             | 10               | 32         | 14              | 1.59                                    | -0.78                                    |
|                            | 2022 | 41 129                 | 27      | 51             | 8                | 29         | 12              | 1.48                                    | -0.88                                    | 70             | 23               | 7          | <1              |   |  | 56             | 12               | 23         | 9               |   |  |
| Albania                    | 2015 | 2 882                  | 57      | 96             | 1                | 2          | <1              | 0.69                                    | -0.06                                    | 99             | <1               | <1         | <1              | 0.11                                    | -0.02                                    | 98             | 1                | 1          | <1              | 0.45                                    | -0.04                                    |
|                            | 2022 | 2 842                  | 64      | >99            | <1               | <1         | <1              |   |  | >99            | <1               | <1         | <1              |   |  | >99            | <1               | <1         | <1              |   |  |
| Algeria                    | 2015 | 39 543                 | 71      | 78             | 11               | 7          | 4               | 0.28                                    | -0.66                                    | 90             | 8                | 1          | <1              | -0.17                                   | -0.03                                    | 87             | 9                | 3          | 1               | 0.06                                    | -0.28                                    |
|                            | 2022 | 44 903                 | 75      | 80             | 12               | 8          | <1              |   |  | 88             | 10               | 2          | <1              |   |  | 86             | 11               | 3          | <1              |   |  |
| American Samoa             | 2015 | 51                     | 87      | -              | -                | -          | -               | -                                       | -  | -              | -                | -          | -               | -                                       | -  | 56             | 42               | <1         | <1              | -0.48                                   | -  |
|                            | 2022 | 44                     | 87      | -              | -                | -          | -               | -                                       | -  | -              | -                | -          | -               | -                                       | -  | 54             | 44               | 2          | -               |   |  |
| Andorra                    | 2015 | 72                     | 88      | >99            | <1               | <1         | <1              | 0.00                                    | 0.00                                     | >99            | <1               | <1         | <1              | 0.00                                    | 0.00                                     | >99            | <1               | <1         | <1              | 0.00                                    | 0.00                                     |
|                            | 2022 | 80                     | 88      | >99            | <1               | <1         | <1              |   |  | >99            | <1               | <1         | <1              |   |  | >99            | <1               | <1         | <1              |   |  |
| Angola                     | 2015 | 28 128                 | 63      | 21             | 5                | 17         | 56              | 0.76                                    | -0.57                                    | 62             | 27               | 7          | 3               | 0.81                                    | -0.87                                    | 47             | 19               | 11         | 23              | 1.12                                    | -1.16                                    |
|                            | 2022 | 35 589                 | 68      | 24             | 6                | 15         | 54              |   |  | 65             | 28               | 6          | <1              |   |  | 52             | 21               | 9          | 17              |   |  |
| Anguilla                   | 2015 | 15                     | 100     | -              | -                | -          | -               | -                                       | -  | 97             | 2                | <1         | <1              | -                                       | -  | 97             | 2                | <1         | <1              | -                                       | -  |
|                            | 2017 | 15                     | 100     | -              | -                | -          | -               | -                                       | -  | 97             | 2                | <1         | <1              | -                                       | -  | 97             | 2                | <1         | <1              | -                                       | -  |
| Antigua and Barbuda        | 2015 | 90                     | 25      | 98             | <1               | 1          | <1              | -                                       | -  | 95             | <1               | 4          | <1              | -                                       | -  | 97             | <1               | 2          | <1              | -                                       | -  |
|                            | 2022 | 94                     | 24      | 98             | <1               | 1          | <1              | -                                       | -  | 95             | <1               | 4          | <1              | -                                       | -  | 97             | <1               | 2          | <1              | -                                       | -  |
| Argentina                  | 2015 | 43 257                 | 92      | 77             | 4                | 20         | -               | -                                       | -  | 96             | 2                | <1         | <1              | 0.39                                    | -0.07                                    | 94             | 2                | 3          | -               | -                                       | -  |
|                            | 2022 | 45 510                 | 92      | -              | -                | -          | -               | -                                       | -  | 98             | 2                | <1         | <1              |   |  | -              | -                | -          | -               | -                                       | -  |
| Armenia                    | 2015 | 2 879                  | 63      | 82             | 2                | 16         | <1              | 0.29                                    | -0.00                                    | >99            | <1               | <1         | <1              | 0.35                                    | -0.00                                    | 93             | <1               | 6          | <1              | 0.32                                    | -0.00                                    |
|                            | 2022 | 2 780                  | 64      | 83             | 1                | 15         | <1              |   |  | >99            | <1               | <1         | <1              |   |  | 94             | <1               | 6          | <1              |   |  |
| Aruba                      | 2015 | 104                    | 43      | -              | -                | -          | -               | -                                       | -  | -              | -                | -          | -               | -                                       | -  | 99             | <1               | <1         | <1              | 0.04                                    | -0.02                                    |
|                            | 2022 | 106                    | 44      | -              | -                | -          | -               | -                                       | -  | -              | -                | -          | -               | -                                       | -  | 99             | <1               | <1         | <1              |   |  |
| Australia                  | 2015 | 23 820                 | 86      | -              | -                | -          | -               | -                                       | -  | -              | -                | -          | -               | -                                       | -  | >99            | <1               | <1         | <1              | 0.00                                    | 0.00                                     |
|                            | 2022 | 26 177                 | 86      | -              | -                | -          | -               | -                                       | -  | -              | -                | -          | -               | -                                       | -  | >99            | <1               | <1         | <1              |   |  |
| Austria                    | 2015 | 8 642                  | 58      | >99            | <1               | <1         | <1              | 0.00                                    | 0.00                                     | >99            | <1               | <1         | <1              | -0.00                                   | 0.00                                     | >99            | <1               | <1         | <1              | -0.00                                   | 0.00                                     |
|                            | 2022 | 8 940                  | 59      | >99            | <1               | <1         | <1              |   |  | >99            | <1               | <1         | <1              |   |  | >99            | <1               | <1         | <1              |   |  |
| Azerbaijan                 | 2015 | 9 863                  | 55      | 96             | 2                | 2          | <1              | -                                       | -  | 96             | 4                | <1         | <1              | 1.07                                    | -0.00                                    | 96             | 3                | 1          | <1              | -                                       | -  |
|                            | 2022 | 10 358                 | 57      | -              | -                | -          | -               | -                                       | -  | 96             | 4                | <1         | <1              |   |  | -              | -                | -          | -               | -                                       | -  |
| Bahamas                    | 2015 | 393                    | 83      | -              | -                | -          | -               | -                                       | -  | -              | -                | -          | -               | -                                       | -  | 95             | 3                | 2          | <1              | -                                       | -  |
|                            | 2019 | 405                    | 83      | -              | -                | -          | -               | -                                       | -  | -              | -                | -          | -               | -                                       | -  | 95             | 3                | 2          | <1              | -                                       | -  |
| Bahrain                    | 2015 | 1 362                  | 89      | -              | -                | -          | -               | -                                       | -  | -              | -                | -          | -               | -                                       | -  | >99            | <1               | <1         | <1              | 0.00                                    | 0.00                                     |
|                            | 2022 | 1 472                  | 90      | -              | -                | -          | -               | -                                       | -  | -              | -                | -          | -               | -                                       | -  | >99            | <1               | <1         | <1              |   |  |
| Bangladesh                 | 2015 | 157 830                | 34      | 47             | 18               | 31         | 4               | 1.97                                    | -0.94                                    | 52             | 30               | 17         | <1              | 0.53                                    | -0.21                                    | 49             | 22               | 26         | 3               | 1.58                                    | -0.77                                    |
|                            | 2022 | 171 186                | 40      | 62             | 20               | 18         | <1              |   |  | 55             | 35               | 10         | <1              |   |  | 59             | 26               | 15         | <1              |   |  |
| Barbados                   | 2015 | 278                    | 31      | -              | -                | -          | -               | -                                       | -  | -              | -                | -          | -               | -                                       | -  | 96             | 2                | <1         | <1              | 0.42                                    | -  |
|                            | 2022 | 282                    | 31      | -              | -                | -          | -               | -                                       | -  | -              | -                | -          | -               | -                                       | -  | 98             | 2                | <1         | -               |   |  |
| Belarus                    | 2015 | 9 701                  | 77      | 97             | 1                | 2          | <1              | 0.13                                    | 0.00                                     | 97             | 2                | <1         | <1              | 0.42                                    | 0.00                                     | 97             | 2                | <1         | <1              | 0.34                                    | 0.00                                     |
|                            | 2022 | 9 535                  | 80      | 98             | <1               | 2          | <1              |   |  | >99            | <1               | <1         | <1              |   |  | >99            | <1               | <1         | <1              |   |  |
| Belgium                    | 2015 | 11 248                 | 98      | >99            | <1               | <1         | <1              | 0.00                                    | 0.00                                     | >99            | <1               | <1         | <1              | 0.00                                    | 0.00                                     | >99            | <1               | <1         | <1              | 0.00                                    | 0.00                                     |
|                            | 2022 | 11 656                 | 98      | >99            | <1               | <1         | <1              |   |  | >99            | <1               | <1         | <1              |   |  | >99            | <1               | <1         | <1              |   |  |
| Belize                     | 2015 | 360                    | 45      | 83             | 11               | 4          | 2               | 0.17                                    | -0.30                                    | 92             | 6                | 1          | <1              | 0.37                                    | -0.02                                    | 87             | 9                | 3          | 1               | 0.26                                    | -0.18                                    |
|                            | 2022 | 405                    | 46      | 84             | 12               | 4          | <1              |   |  | 94             | 6                | <1         | <1              |   |  | 88             | 9                | 2          | <1              |   |  |
| Benin                      | 2015 | 10 933                 | 46      | 7              | 10               | 10         | 73              | 0.34                                    | -1.03                                    | 27             | 30               | 11         | 33              | 0.48                                    | -0.23                                    | 16             | 19               | 10         | 54              | 0.49                                    | -0.90                                    |
|                            | 2022 | 13 353                 | 50      | 10             | 11               | 14         | 65              |   |  | 30             | 29               | 10         | 31              |   |  | 19             | 20               | 12         | 49              |   |  |
| Bermuda                    | 2015 | 63                     | 100     | -              | -                | -          | -               | -                                       | -  | >99            | <1               | <1         | <1              | -0.00                                   | 0.00                                     | >99            | <1               | <1         | <1              | -0.00                                   | 0.00                                     |
|                            | 2022 | 64                     | 100     | -              | -                | -          | -               | -                                       | -  | >99            | <1               | <1         | <1              |   |  | >99            | <1               | <1         | <1              |   |  |
| Bhutan                     | 2015 | 743                    | 39      | 67             | 6                | 25         | 3               | 1.82                                    | -0.54                                    | 75             | 15               | 9          | <1              | 0.24                                    | -0.20                                    | 70             | 9                | 19         | 2               | 1.41                                    | -0.45                                    |
|                            | 2022 | 782                    | 44      | 79             | 7                | 15         | <1              |   |  | 77             | 14               | 9          | <1              |   |  | 78             | 10               | 12         | <1              |   |  |

-/- = no estimate. For JMP estimate methods see Annex 1. For unrounded estimates see www.washdata.org



| COUNTRY, AREA OR TERRITORY | Year | RURAL  |                  |                     |  |                    |              | URBAN  |                |                  |  |                    |                    | TOTAL  |                   |                |  |                     |                    |                    |              |                   |
|----------------------------|------|--|------------------|---------------------|--|--------------------|--------------|--|----------------|------------------|--|--------------------|--------------------|--|-------------------|----------------|--|---------------------|--------------------|--------------------|--------------|-------------------|
|                            |      | Proportion of population using improved sanitation facilities (excluding shared) |                  |                     | Proportion of population using improved sanitation facilities (including shared) |                    |              | Proportion of population using improved sanitation facilities (excluding shared) |                |                  | Proportion of population using improved sanitation facilities (including shared) |                    |                    | Proportion of population using improved sanitation facilities (excluding shared) |                   |                | Proportion of population using improved sanitation facilities (including shared) |                     |                    |                    |              |                   |
|                            |      | Safely managed   | Disposed in situ | Emptied and treated | Wastewater treated   | Latrines and other | Septic tanks | Sewer connections  | Safely managed | Disposed in situ | Emptied and treated  | Wastewater treated | Latrines and other | Septic tanks   | Sewer connections | Safely managed | Disposed in situ   | Emptied and treated | Wastewater treated | Latrines and other | Septic tanks | Sewer connections |
| Afghanistan                | 2015 | -  | -                | -                   | -  | 44                 | 2            | <1   | -              | -                | -  | -                  | 42                 | 27   | 9                 | -              | -  | -                   | -                  | 43                 | 8            | 3                 |
|                            | 2022 | -  | -                | -                   | -  | 56                 | 2            | 1  | -              | -                | -  | -                  | 55                 | 29   | 9                 | -              | -  | -                   | -                  | 55                 | 9            | 3                 |
| Albania                    | 2015 | -  | -                | -                   | 10   | 52                 | 14           | 32   | 34             | 4                | 2  | 28                 | 7                  | 2  | 90                | 42             | 15   | 7                   | 20                 | 26                 | 7            | 65                |
|                            | 2022 | -  | -                | -                   | 10   | 69                 | 8            | 23   | 50             | 6                | 4  | 39                 | 12                 | 2  | 86                | 56             | 17   | 10                  | 29                 | 33                 | 4            | 63                |
| Algeria                    | 2015 | 54   | 14               | 3                   | 38   | 9                  | 21           | 58   | 66             | 2                | <1   | 64                 | 1                  | 3  | 94                | 62             | 5  | 1                   | 56                 | 4                  | 8            | 84                |
|                            | 2022 | 56   | 12               | 2                   | 41   | 9                  | 18           | 65   | 65             | <1               | <1   | 64                 | <1                 | <1   | 97                | 62             | 3  | <1                  | 58                 | 3                  | 5            | 89                |
| American Samoa             | 2015 | -  | -                | -                   | -  | -                  | -            | -  | -              | -                | -  | -                  | -                  | -  | -                 | 39             | 8  | 7                   | 24                 | 6                  | 44           | 48                |
|                            | 2022 | -  | -                | -                   | -  | -                  | -            | -  | -              | -                | -  | -                  | -                  | -  | -                 | 37             | 6  | 5                   | 26                 | <1                 | 43           | 55                |
| Andorra                    | 2015 | 98   | <1               | <1                  | 98   | <1                 | -            | >99  | 98             | <1               | <1   | 98                 | <1                 | -  | >99               | 98             | <1   | <1                  | 98                 | <1                 | -            | >99               |
|                            | 2022 | >99  | <1               | <1                  | >99  | <1                 | -            | >99  | >99            | <1               | <1   | >99                | <1                 | -  | >99               | >99            | <1   | <1                  | >99                | <1                 | -            | >99               |
| Angola                     | 2015 | -  | -                | -                   | -  | 5                  | 20           | 1  | -              | -                | -  | -                  | 7                  | 63   | 19                | -              | -  | -                   | -                  | 7                  | 47           | 13                |
|                            | 2022 | -  | -                | -                   | -  | 4                  | 25           | 1  | -              | -                | -  | -                  | <1                 | 75   | 19                | -              | -  | -                   | -                  | 1                  | 59           | 13                |
| Anguilla                   | 2015 | -  | -                | -                   | -  | -                  | -            | -  | -              | -                | -  | -                  | 4                  | 94   | 1                 | -              | -  | -                   | -                  | 4                  | 94           | 1                 |
|                            | 2017 | -  | -                | -                   | -  | -                  | -            | -  | -              | -                | -  | -                  | 4                  | 94   | 1                 | -              | -  | -                   | -                  | 4                  | 94           | 1                 |
| Antigua and Barbuda        | 2015 | -  | -                | -                   | -  | 21                 | 76           | 1  | -              | -                | -  | -                  | 35                 | 59   | 2                 | -              | -  | -                   | -                  | 24                 | 72           | 1                 |
|                            | 2022 | -  | -                | -                   | -  | 21                 | 76           | 1  | -              | -                | -  | -                  | 35                 | 59   | 2                 | -              | -  | -                   | -                  | 24                 | 72           | 1                 |
| Argentina                  | 2015 | -  | -                | -                   | 2  | 38                 | 37           | 5  | 46             | 13               | 5  | 27                 | 13                 | 24   | 61                | 46             | 14   | 7                   | 25                 | 15                 | 25           | 57                |
|                            | 2022 | -  | -                | -                   | -  | -                  | -            | -  | 46             | 12               | 4  | 30                 | 10                 | 22   | 68                | -              | -  | -                   | -                  | -                  | -            | -                 |
| Armenia                    | 2015 | -  | -                | -                   | <1   | 58                 | 5            | 21   | 1              | 1                | <1   | <1                 | 2                  | <1   | 97                | 12             | 12   | <1                  | <1                 | 23                 | 2            | 69                |
|                            | 2022 | -  | -                | -                   | <1   | 56                 | 6            | 22   | <1             | <1               | <1   | <1                 | <1                 | <1   | >99               | 11             | 11   | <1                  | <1                 | 20                 | 2            | 72                |
| Aruba                      | 2015 | -  | -                | -                   | -  | -                  | -            | -  | -              | -                | -  | -                  | -                  | -  | -                 | -              | -  | -                   | 5                  | 3                  | 91           | 5                 |
|                            | 2022 | -  | -                | -                   | -  | -                  | -            | -  | -              | -                | -  | -                  | -                  | -  | -                 | -              | -  | -                   | 5                  | 3                  | 91           | 5                 |
| Australia                  | 2015 | -  | -                | -                   | -  | -                  | -            | -  | -              | -                | -  | -                  | -                  | -  | -                 | 95             | 2  | 2                   | 91                 | <1                 | 7            | 93                |
|                            | 2022 | -  | -                | -                   | -  | -                  | -            | -  | -              | -                | -  | -                  | -                  | -  | -                 | 96             | 1  | 1                   | 93                 | <1                 | 6            | 94                |
| Austria                    | 2015 | >99  | 14               | <1                  | 84   | <1                 | 15           | 84   | >99            | <1               | <1   | 98                 | 2                  | <1   | 98                | >99            | 6  | <1                  | 92                 | 1                  | 7            | 92                |
|                            | 2022 | >99  | 14               | <1                  | 84   | <1                 | 15           | 84   | >99            | <1               | <1   | 98                 | 2                  | <1   | 98                | >99            | 6  | <1                  | 93                 | 1                  | 6            | 93                |
| Azerbaijan                 | 2015 | -  | -                | -                   | 7  | 78                 | 5            | 14   | 56             | 8                | 7  | 41                 | 15                 | 5  | 81                | 68             | 22   | 20                  | 26                 | 43                 | 5            | 51                |
|                            | 2022 | -  | -                | -                   | -  | -                  | -            | -  | 63             | 4                | 4  | 54                 | 7                  | 5  | 88                | -              | -  | -                   | -                  | -                  | -            | -                 |
| Bahamas                    | 2015 | -  | -                | -                   | -  | -                  | -            | -  | -              | -                | -  | -                  | -                  | -  | -                 | -              | -  | -                   | -                  | <1                 | 77           | 21                |
|                            | 2019 | -  | -                | -                   | -  | -                  | -            | -  | -              | -                | -  | -                  | -                  | -  | -                 | -              | -  | -                   | -                  | <1                 | 77           | 21                |
| Bahrain                    | 2015 | -  | -                | -                   | -  | -                  | -            | -  | -              | -                | -  | -                  | -                  | -  | -                 | 90             | <1   | 9                   | 81                 | <1                 | 19           | 81                |
|                            | 2022 | -  | -                | -                   | -  | -                  | -            | -  | -              | -                | -  | -                  | -                  | -  | -                 | 92             | <1   | 7                   | 85                 | <1                 | 14           | 86                |
| Bangladesh                 | 2015 | 20   | 20               | <1                  | <1   | 51                 | 13           | <1   | 27             | 21               | <1   | 6                  | 34                 | 29   | 19                | 23             | 21   | <1                  | 2                  | 46                 | 18           | 7                 |
|                            | 2022 | 32   | 32               | <1                  | <1   | 63                 | 18           | <1   | 29             | 20               | <1   | 8                  | 34                 | 29   | 27                | 31             | 27   | <1                  | 3                  | 51                 | 23           | 11                |
| Barbados                   | 2015 | -  | -                | -                   | -  | -                  | -            | -  | -              | -                | -  | -                  | -                  | -  | -                 | -              | -  | -                   | -                  | 88                 | 7            | 3                 |
|                            | 2022 | -  | -                | -                   | -  | -                  | -            | -  | -              | -                | -  | -                  | -                  | -  | -                 | -              | -  | -                   | -                  | 92                 | 4            | 3                 |
| Belarus                    | 2015 | 55   | 30               | <1                  | 26   | 46                 | 22           | 30   | 82             | 5                | 5  | 72                 | 8                  | 5  | 87                | 76             | 10   | 4                   | 61                 | 17                 | 9            | 74                |
|                            | 2022 | 49   | 27               | <1                  | 22   | 40                 | 32           | 26   | 81             | 4                | 5  | 72                 | 7                  | 7  | 86                | 75             | 9  | 4                   | 62                 | 14                 | 12           | 74                |
| Belgium                    | 2015 | -  | -                | -                   | -  | -                  | -            | -  | -              | -                | -  | -                  | -                  | -  | -                 | 86             | 5  | 5                   | 76                 | 3                  | 15           | 82                |
|                            | 2022 | -  | -                | -                   | -  | -                  | -            | -  | -              | -                | -  | -                  | -                  | -  | -                 | 95             | 5  | 5                   | 84                 | 6                  | 9            | 84                |
| Belize                     | 2015 | -  | -                | -                   | -  | 43                 | 51           | <1   | -              | -                | -  | -                  | 9                  | 69   | 20                | -              | -  | -                   | -                  | 28                 | 59           | 9                 |
|                            | 2022 | -  | -                | -                   | -  | 39                 | 56           | <1   | -              | -                | -  | -                  | 8                  | 73   | 18                | -              | -  | -                   | -                  | 24                 | 64           | 9                 |
| Benin                      | 2015 | 1  | 1                | <1                  | <1   | 17                 | <1           | <1   | 3              | 3                | <1   | <1                 | 46                 | 9  | 2                 | 2              | 2  | <1                  | <1                 | 30                 | 4            | <1                |
|                            | 2022 | 2  | 2                | <1                  | <1   | 19                 | 1            | <1   | 4              | 3                | <1   | <1                 | 47                 | 9  | 2                 | 3              | 2  | <1                  | <1                 | 33                 | 5            | 1                 |
| Bermuda                    | 2015 | -  | -                | -                   | -  | -                  | -            | -  | -              | -                | -  | 2                  | 95                 | -  | 5                 | -              | -  | -                   | 2                  | 95                 | -            | 5                 |
|                            | 2022 | -  | -                | -                   | -  | -                  | -            | -  | -              | -                | -  | 2                  | 95                 | -  | 5                 | -              | -  | -                   | 2                  | 95                 | -            | 5                 |
| Bhutan                     | 2015 | 51   | 50               | <1                  | 1  | 35                 | 34           | 3  | 43             | 34               | <1   | 10                 | 11                 | 55   | 23                | 48             | 44   | <1                  | 5                  | 26                 | 42           | 11                |
|                            | 2022 | 58   | 55               | <1                  | 3  | 36                 | 44           | 6  | 41             | 24               | <1   | 17                 | <1                 | 52   | 39                | 51             | 42   | <1                  | 9                  | 20                 | 47           | 20                |

| COUNTRY, AREA OR TERRITORY       | Year | Population (thousands) |     | RURAL          |                  |            |                 |                       |                    | URBAN          |                  |            |                 |                       |                    | TOTAL          |                  |            |                 |                       |                    |
|----------------------------------|------|------------------------|-----|----------------|------------------|------------|-----------------|-----------------------|--------------------|----------------|------------------|------------|-----------------|-----------------------|--------------------|----------------|------------------|------------|-----------------|-----------------------|--------------------|
|                                  |      |                        |     | At least basic | Limited (shared) | Unimproved | Open defecation | Annual rate of change |                    | At least basic | Limited (shared) | Unimproved | Open defecation | Annual rate of change |                    | At least basic | Limited (shared) | Unimproved | Open defecation | Annual rate of change |                    |
|                                  |      |                        |     |                |                  |            |                 | in at least basic     | in open defecation |                |                  |            |                 | in at least basic     | in open defecation |                |                  |            |                 | in at least basic     | in open defecation |
| Bolivia (Plurinational State of) | 2015 | 11 090                 | 68  | 35             | 6                | 19         | 40              | -                     | -                  | 67             | 25               | 5          | 4               | 1.35                  | -0.67              | 57             | 19               | 9          | 15              | -                     | -                  |
|                                  | 2022 | 12 224                 | 71  | 47             | 4                | 19         | 29              | 1.51                  | -1.53              | 77             | 23               | <1         | <1              | -                     | -                  | 69             | 17               | 6          | 9               | 1.53                  | -1.12              |
| Bonaire, Sint Eustatius and Saba | 2015 | 23                     | 75  | -              | -                | -          | -               | -                     | -                  | -              | -                | -          | -               | -                     | -                  | 95             | 5                | <1         | <1              | 0.06                  | 0.00               |
|                                  | 2022 | 27                     | 75  | -              | -                | -          | -               | -                     | -                  | -              | -                | -          | -               | -                     | -                  | 95             | 5                | <1         | <1              | -                     | -                  |
| Bosnia and Herzegovina           | 2015 | 3 524                  | 47  | 92             | <1               | 7          | <1              | -                     | -                  | 99             | <1               | <1         | <1              | 0.02                  | -0.02              | 95             | <1               | 4          | <1              | -                     | -                  |
|                                  | 2022 | 3 234                  | 50  | -              | -                | -          | -               | -                     | -                  | 99             | <1               | <1         | <1              | -                     | -                  | -              | -                | -          | -               | -                     | -                  |
| Botswana                         | 2015 | 2 305                  | 67  | 49             | 10               | 17         | 24              | 0.90                  | -1.33              | 87             | 3                | 7          | 2               | 1.03                  | -0.10              | 75             | 5                | 11         | 9               | 1.30                  | -0.80              |
|                                  | 2022 | 2 630                  | 72  | 52             | 11               | 21         | 16              | -                     | -                  | 91             | 4                | 4          | 1               | -                     | -                  | 81             | 5                | 9          | 5               | -                     | -                  |
| Brazil                           | 2015 | 205 188                | 86  | 56             | <1               | 33         | 10              | 1.26                  | -1.53              | 91             | <1               | 8          | <1              | 0.59                  | -0.14              | 86             | <1               | 12         | 2               | 0.81                  | -0.40              |
|                                  | 2022 | 215 313                | 88  | 64             | <1               | 34         | <1              | -                     | -                  | 95             | <1               | 5          | <1              | -                     | -                  | 91             | <1               | 9          | <1              | -                     | -                  |
| British Virgin Islands           | 2015 | 29                     | 47  | -              | -                | -          | -               | -                     | -                  | -              | -                | -          | -               | -                     | -                  | 97             | <1               | 3          | <1              | -                     | -                  |
|                                  | 2016 | 30                     | 47  | -              | -                | -          | -               | -                     | -                  | -              | -                | -          | -               | -                     | -                  | 97             | <1               | 3          | <1              | -                     | -                  |
| Brunei Darussalam                | 2015 | 421                    | 77  | -              | -                | -          | -               | -                     | -                  | -              | -                | -          | -               | -                     | -                  | 91             | <1               | 7          | 2               | 1.22                  | -                  |
|                                  | 2022 | 449                    | 79  | -              | -                | -          | -               | -                     | -                  | -              | -                | -          | -               | -                     | -                  | >99            | <1               | <1         | <1              | -                     | -                  |
| Bulgaria                         | 2015 | 7 309                  | 74  | 84             | 16               | <1         | <1              | -0.00                 | 0.00               | 87             | 13               | <1         | <1              | 0.00                  | 0.00               | 86             | 14               | <1         | <1              | 0.01                  | 0.00               |
|                                  | 2022 | 6 782                  | 76  | 84             | 16               | <1         | <1              | -                     | -                  | 87             | 13               | <1         | <1              | -                     | -                  | 86             | 14               | <1         | <1              | -                     | -                  |
| Burkina Faso                     | 2015 | 18 718                 | 28  | 12             | 18               | 10         | 60              | 0.66                  | -1.88              | 44             | 44               | 5          | 7               | -0.26                 | -0.18              | 21             | 25               | 8          | 46              | 0.66                  | -1.84              |
|                                  | 2022 | 22 674                 | 32  | 17             | 26               | 11         | 47              | -                     | -                  | 42             | 49               | 3          | 6               | -                     | -                  | 25             | 33               | 8          | 34              | -                     | -                  |
| Burundi                          | 2015 | 10 727                 | 12  | 46             | 7                | 45         | 2               | 0.04                  | -0.06              | 42             | 41               | 17         | <1              | 0.03                  | -0.09              | 46             | 11               | 42         | 2               | 0.02                  | -0.07              |
|                                  | 2022 | 12 890                 | 14  | 46             | 7                | 45         | 2               | -                     | -                  | 41             | 46               | 12         | <1              | -                     | -                  | 46             | 13               | 40         | 1               | -                     | -                  |
| Cabo Verde                       | 2015 | 552                    | 64  | 59             | 3                | 6          | 33              | 2.63                  | -2.45              | 77             | 8                | 3          | 13              | 1.53                  | -1.33              | 70             | 6                | 4          | 20              | 2.10                  | -1.94              |
|                                  | 2022 | 593                    | 68  | 77             | 1                | 5          | 18              | -                     | -                  | 86             | 9                | <1         | 4               | -                     | -                  | 83             | 7                | 2          | 9               | -                     | -                  |
| Cambodia                         | 2015 | 15 418                 | 22  | 46             | 7                | 4          | 43              | 3.24                  | -3.79              | 81             | 8                | 2          | 9               | 1.74                  | -1.58              | 54             | 7                | 3          | 35              | 3.02                  | -3.43              |
|                                  | 2022 | 16 768                 | 25  | 71             | 8                | 4          | 16              | -                     | -                  | 93             | 7                | <1         | <1              | -                     | -                  | 77             | 8                | 3          | 12              | -                     | -                  |
| Cameroon                         | 2015 | 23 013                 | 55  | 23             | 7                | 59         | 11              | -0.13                 | -0.26              | 57             | 26               | 16         | <1              | 0.16                  | -0.01              | 41             | 18               | 36         | 5               | 0.22                  | -0.19              |
|                                  | 2022 | 27 915                 | 59  | 22             | 6                | 63         | 9               | -                     | -                  | 58             | 25               | 16         | <1              | -                     | -                  | 43             | 17               | 36         | 4               | -                     | -                  |
| Canada                           | 2015 | 35 732                 | 81  | 99             | <1               | 1          | <1              | -0.03                 | 0.00               | >99            | <1               | <1         | <1              | -0.07                 | 0.00               | >99            | <1               | <1         | <1              | -0.06                 | 0.00               |
|                                  | 2022 | 38 454                 | 82  | 99             | <1               | 1          | <1              | -                     | -                  | 99             | <1               | 1          | <1              | -                     | -                  | 99             | <1               | 1          | <1              | -                     | -                  |
| Cayman Islands                   | 2015 | 61                     | 100 | -              | -                | -          | -               | -                     | -                  | 83             | 11               | 5          | <1              | -                     | -                  | 83             | 11               | 5          | <1              | -                     | -                  |
|                                  | 2022 | 69                     | 100 | -              | -                | -          | -               | -                     | -                  | 83             | 10               | 6          | <1              | -                     | -                  | 83             | 10               | 6          | <1              | -                     | -                  |
| Central African Republic         | 2015 | 4 819                  | 40  | 7              | 5                | 50         | 37              | -0.16                 | 0.23               | 29             | 26               | 39         | 6               | -0.67                 | 0.12               | 16             | 14               | 46         | 25              | -0.31                 | 0.11               |
|                                  | 2022 | 5 579                  | 43  | 6              | 7                | 49         | 39              | -                     | -                  | 25             | 29               | 40         | 7               | -                     | -                  | 14             | 16               | 45         | 25              | -                     | -                  |
| Chad                             | 2015 | 14 140                 | 23  | 5              | 1                | 13         | 80              | -0.07                 | -0.38              | 33             | 18               | 32         | 16              | 0.76                  | -0.14              | 11             | 5                | 18         | 66              | 0.15                  | -0.40              |
|                                  | 2022 | 17 723                 | 24  | 5              | 2                | 16         | 78              | -                     | -                  | 39             | 17               | 28         | 15              | -                     | -                  | 13             | 5                | 19         | 63              | -                     | -                  |
| Channel Islands                  | 2015 | -                      | -   | -              | -                | -          | -               | -                     | -                  | -              | -                | -          | -               | -                     | -                  | 99             | <1               | 2          | <1              | -                     | -                  |
|                                  | 2017 | -                      | -   | -              | -                | -          | -               | -                     | -                  | -              | -                | -          | -               | -                     | -                  | 99             | <1               | 2          | <1              | -                     | -                  |
| Chile                            | 2015 | 17 870                 | 87  | 97             | <1               | 1          | 1               | 1.44                  | -0.15              | >99            | <1               | <1         | <1              | 0.18                  | -0.10              | >99            | <1               | <1         | <1              | 0.35                  | -0.10              |
|                                  | 2022 | 19 604                 | 88  | >99            | <1               | <1         | <1              | -                     | -                  | >99            | <1               | <1         | <1              | -                     | -                  | >99            | <1               | <1         | <1              | -                     | -                  |
| China                            | 2015 | 1 417 228              | 56  | 77             | 3                | 19         | 1               | 2.17                  | -0.18              | 91             | 3                | 5          | <1              | 0.90                  | -0.00              | 85             | 3                | 12         | <1              | 1.78                  | -0.11              |
|                                  | 2022 | 1 449 781              | 64  | 93             | 2                | 5          | <1              | -                     | -                  | 98             | 2                | <1         | <1              | -                     | -                  | 96             | 2                | 2          | <1              | -                     | -                  |
| China, Hong Kong SAR             | 2015 | 7 400                  | 100 | -              | -                | -          | -               | -                     | -                  | 97             | <1               | 3          | <1              | -0.01                 | 0.00               | 97             | <1               | 3          | <1              | -0.01                 | 0.00               |
|                                  | 2022 | 7 489                  | 100 | -              | -                | -          | -               | -                     | -                  | 97             | <1               | 3          | <1              | -                     | -                  | 97             | <1               | 3          | <1              | -                     | -                  |
| China, Macao SAR                 | 2015 | 615                    | 100 | -              | -                | -          | -               | -                     | -                  | >99            | <1               | <1         | <1              | 0.00                  | 0.00               | >99            | <1               | <1         | <1              | 0.00                  | 0.00               |
|                                  | 2022 | 695                    | 100 | -              | -                | -          | -               | -                     | -                  | >99            | <1               | <1         | <1              | -                     | -                  | >99            | <1               | <1         | <1              | -                     | -                  |
| Colombia                         | 2015 | 47 120                 | 80  | 77             | 4                | 3          | 16              | 1.18                  | -0.76              | 92             | 7                | <1         | 1               | 0.71                  | -0.05              | 89             | 6                | 1          | 4               | 0.88                  | -0.27              |
|                                  | 2022 | 51 874                 | 82  | 86             | 3                | 2          | 10              | -                     | -                  | 97             | 2                | <1         | <1              | -                     | -                  | 95             | 2                | <1         | 2               | -                     | -                  |
| Comoros                          | 2015 | 730                    | 28  | 32             | 12               | 56         | <1              | -                     | -                  | 45             | 17               | 37         | <1              | -                     | -                  | 36             | 13               | 50         | <1              | -                     | -                  |
|                                  | 2019 | 791                    | 29  | 32             | 12               | 56         | -               | -                     | -                  | 45             | 17               | 38         | -               | -                     | -                  | 36             | 13               | 51         | -               | -                     | -                  |

| COUNTRY, AREA OR TERRITORY       | Year | RURAL  |                  |                     |  |                    |              | URBAN  |                |                  |  |                    |                    | TOTAL  |                   |                |  |                     |                    |                    |              |                   |
|----------------------------------|------|--|------------------|---------------------|--|--------------------|--------------|--|----------------|------------------|--|--------------------|--------------------|--|-------------------|----------------|--|---------------------|--------------------|--------------------|--------------|-------------------|
|                                  |      | Proportion of population using improved sanitation facilities (excluding shared) |                  |                     | Proportion of population using improved sanitation facilities (including shared) |                    |              | Proportion of population using improved sanitation facilities (excluding shared) |                |                  | Proportion of population using improved sanitation facilities (including shared) |                    |                    | Proportion of population using improved sanitation facilities (excluding shared) |                   |                | Proportion of population using improved sanitation facilities (including shared) |                     |                    |                    |              |                   |
|                                  |      | Safely managed   | Disposed in situ | Emptied and treated | Wastewater treated   | Latrines and other | Septic tanks | Sewer connections  | Safely managed | Disposed in situ | Emptied and treated  | Wastewater treated | Latrines and other | Septic tanks   | Sewer connections | Safely managed | Disposed in situ   | Emptied and treated | Wastewater treated | Latrines and other | Septic tanks | Sewer connections |
| Bolivia (Plurinational State of) | 2015 | -  | -                | -                   | -  | 29                 | 7            | 5  | -              | -                | -  | -                  | 12                 | 14   | 64                | -              | -  | -                   | -                  | 18                 | 12           | 46                |
|                                  | 2022 | -  | -                | -                   | -  | 36                 | 9            | 7  | -              | -                | -  | -                  | 13                 | 16   | 71                | -              | -  | -                   | -                  | 20                 | 14           | 52                |
| Bonaire, Sint Eustatius and Saba | 2015 | -  | -                | -                   | -  | -                  | -            | -  | -              | -                | -  | -                  | -                  | -  | -                 | -              | -  | -                   | -                  | >99                | -            | <1                |
|                                  | 2022 | -  | -                | -                   | -  | -                  | -            | -  | -              | -                | -  | -                  | -                  | -  | -                 | -              | -  | -                   | -                  | >99                | -            | <1                |
| Bosnia and Herzegovina           | 2015 | -  | -                | -                   | 8  | <1                 | 64           | 29   | 28             | 4                | 2  | 22                 | <1                 | 16   | 84                | 44             | 26   | 3                   | 15                 | <1                 | 41           | 55                |
|                                  | 2022 | -  | -                | -                   | -  | -                  | -            | -  | 58             | 4                | 4  | 50                 | <1                 | 16   | 84                | -              | -  | -                   | -                  | -                  | -            | -                 |
| Botswana                         | 2015 | -  | -                | -                   | <1   | 56                 | 3            | <1   | -              | -                | -  | <1                 | 83                 | 6  | 2                 | -              | -  | -                   | <1                 | 74                 | 5            | 1                 |
|                                  | 2022 | -  | -                | -                   | <1   | 60                 | 3            | <1   | -              | -                | -  | <1                 | 87                 | 6  | 2                 | -              | -  | -                   | <1                 | 80                 | 5            | 1                 |
| Brazil                           | 2015 | -  | -                | -                   | 4  | 24                 | 26           | 7  | 46             | 7                | 3  | 36                 | 7                  | 13   | 72                | 44             | 8  | 4                   | 32                 | 9                  | 15           | 62                |
|                                  | 2022 | -  | -                | -                   | 5  | 27                 | 29           | 9  | 51             | 5                | 3  | 44                 | 4                  | 11   | 80                | 50             | 7  | 4                   | 39                 | 7                  | 13           | 71                |
| British Virgin Islands           | 2015 | -  | -                | -                   | -  | -                  | -            | -  | -              | -                | -  | -                  | -                  | -  | -                 | -              | -  | -                   | -                  | 2                  | 73           | 22                |
|                                  | 2016 | -  | -                | -                   | -  | -                  | -            | -  | -              | -                | -  | -                  | -                  | -  | -                 | -              | -  | -                   | -                  | 2                  | 73           | 22                |
| Brunei Darussalam                | 2015 | -  | -                | -                   | -  | -                  | -            | -  | -              | -                | -  | -                  | -                  | -  | -                 | -              | -  | -                   | -                  | <1                 | 91           | -                 |
|                                  | 2022 | -  | -                | -                   | -  | -                  | -            | -  | -              | -                | -  | -                  | -                  | -  | -                 | -              | -  | -                   | -                  | <1                 | 99           | -                 |
| Bulgaria                         | 2015 | 56   | 10               | 10                  | 36   | <1                 | 47           | 53   | 70             | 1                | 1  | 67                 | <1                 | 6  | 94                | 66             | 3  | 3                   | 59                 | <1                 | 16           | 84                |
|                                  | 2022 | 61   | 9                | 9                   | 44   | <1                 | 42           | 58   | 77             | <1               | <1   | 75                 | <1                 | 5  | 95                | 73             | 3  | 3                   | 68                 | <1                 | 13           | 87                |
| Burkina Faso                     | 2015 | 6  | 6                | <1                  | <1   | 30                 | <1           | <1   | 13             | 12               | <1   | <1                 | 80                 | 6  | 2                 | 8              | 8  | <1                  | <1                 | 44                 | 2            | <1                |
|                                  | 2022 | 9  | 9                | <1                  | <1   | 43                 | <1           | <1   | 12             | 12               | <1   | <1                 | 84                 | 6  | 1                 | 10             | 10   | <1                  | <1                 | 56                 | 2            | <1                |
| Burundi                          | 2015 | -  | -                | -                   | -  | 53                 | <1           | <1   | -              | -                | -  | -                  | 53                 | 24   | 5                 | -              | -  | -                   | -                  | 53                 | 3            | <1                |
|                                  | 2022 | -  | -                | -                   | -  | 54                 | <1           | <1   | -              | -                | -  | -                  | 57                 | 28   | 2                 | -              | -  | -                   | -                  | 54                 | 4            | <1                |
| Cabo Verde                       | 2015 | -  | -                | -                   | -  | <1                 | 59           | 2  | -              | -                | -  | -                  | <1                 | 49   | 35                | -              | -  | -                   | -                  | <1                 | 53           | 23                |
|                                  | 2022 | -  | -                | -                   | -  | 4                  | 74           | <1   | -              | -                | -  | -                  | 20                 | 48   | 28                | -              | -  | -                   | -                  | 15                 | 56           | 19                |
| Cambodia                         | 2015 | 22   | 21               | <1                  | 2  | <1                 | 49           | 4  | 39             | 19               | <1   | 20                 | <1                 | 45   | 43                | 26             | 20   | <1                  | 6                  | <1                 | 48           | 13                |
|                                  | 2022 | 34   | 32               | <1                  | 2  | <1                 | 74           | 5  | 45             | 24               | <1   | 21                 | <1                 | 55   | 45                | 37             | 30   | <1                  | 7                  | <1                 | 69           | 15                |
| Cameroon                         | 2015 | -  | -                | -                   | -  | 29                 | <1           | <1   | -              | -                | -  | -                  | 62                 | 20   | 2                 | -              | -  | -                   | -                  | 47                 | 11           | <1                |
|                                  | 2022 | -  | -                | -                   | -  | 26                 | 1            | <1   | -              | -                | -  | -                  | 59                 | 22   | 2                 | -              | -  | -                   | -                  | 46                 | 13           | 1                 |
| Canada                           | 2015 | 82   | 2                | 27                  | 53   | 1                  | 34           | 63   | 83             | <1               | 8  | 74                 | 4                  | 6  | 89                | 83             | <1   | 12                  | 70                 | 4                  | 12           | 84                |
|                                  | 2022 | 84   | 2                | 28                  | 54   | <1                 | 35           | 63   | 84             | <1               | 8  | 76                 | 4                  | 6  | 88                | 84             | <1   | 12                  | 72                 | 3                  | 11           | 84                |
| Cayman Islands                   | 2015 | -  | -                | -                   | -  | -                  | -            | -  | -              | -                | -  | 15                 | 11                 | 67   | 17                | -              | -  | -                   | 15                 | 11                 | 67           | 17                |
|                                  | 2022 | -  | -                | -                   | -  | -                  | -            | -  | -              | -                | -  | 13                 | 15                 | 64   | 14                | -              | -  | -                   | 13                 | 15                 | 64           | 14                |
| Central African Republic         | 2015 | 7  | 7                | <1                  | <1   | 12                 | <1           | <1   | 28             | 28               | <1   | <1                 | 54                 | <1   | <1                | 15             | 15   | <1                  | <1                 | 29                 | <1           | <1                |
|                                  | 2022 | 6  | 6                | <1                  | <1   | 12                 | <1           | <1   | 23             | 23               | <1   | <1                 | 53                 | <1   | <1                | 13             | 13   | <1                  | <1                 | 30                 | <1           | <1                |
| Chad                             | 2015 | 5  | 5                | <1                  | <1   | 6                  | <1           | <1   | 27             | 26               | <1   | <1                 | 47                 | 3  | 2                 | 10             | 10   | <1                  | <1                 | 15                 | <1           | <1                |
|                                  | 2022 | 4  | 4                | <1                  | <1   | 6                  | <1           | <1   | 32             | 31               | <1   | <1                 | 52                 | 3  | 2                 | 11             | 11   | <1                  | <1                 | 17                 | <1           | <1                |
| Channel Islands                  | 2015 | -  | -                | -                   | -  | -                  | -            | -  | -              | -                | -  | -                  | -                  | -  | -                 | 90             | 7  | 1                   | 82                 | <1                 | 17           | 82                |
|                                  | 2017 | -  | -                | -                   | -  | -                  | -            | -  | -              | -                | -  | -                  | -                  | -  | -                 | 90             | 7  | 1                   | 82                 | <1                 | 17           | 82                |
| Chile                            | 2015 | -  | -                | -                   | 18   | 20                 | 59           | 19   | 97             | <1               | <1   | 96                 | <1                 | 2  | 97                | 93             | 4  | 4                   | 86                 | 3                  | 9            | 87                |
|                                  | 2022 | -  | -                | -                   | 20   | 14                 | 66           | 20   | >99            | <1               | <1   | 98                 | <1                 | 2  | 98                | 95             | 3  | 3                   | 89                 | 2                  | 9            | 89                |
| China                            | 2015 | 24   | 6                | <1                  | 18   | 39                 | 17           | 23   | 70             | 2                | 3  | 65                 | 5                  | 8  | 81                | 49             | 4  | 2                   | 44                 | 21                 | 12           | 55                |
|                                  | 2022 | 37   | 7                | <1                  | 30   | 38                 | 26           | 31   | 85             | 3                | 5  | 77                 | 7                  | 13   | 80                | 67             | 4  | 3                   | 60                 | 18                 | 18           | 62                |
| China, Hong Kong SAR             | 2015 | -  | -                | -                   | -  | -                  | -            | -  | 80             | 2                | 1  | 77                 | 3                  | -  | 93                | 80             | 2  | 1                   | 77                 | 3                  | -            | 93                |
|                                  | 2022 | -  | -                | -                   | -  | -                  | -            | -  | 97             | 2                | 2  | 93                 | 3                  | -  | 93                | 97             | 2  | 2                   | 93                 | 3                  | -            | 93                |
| China, Macao SAR                 | 2015 | -  | -                | -                   | -  | -                  | -            | -  | 61             | <1               | <1   | 61                 | <1                 | -  | >99               | 61             | <1   | <1                  | 61                 | <1                 | -            | >99               |
|                                  | 2022 | -  | -                | -                   | -  | -                  | -            | -  | 68             | <1               | <1   | 68                 | <1                 | -  | >99               | 68             | <1   | <1                  | 68                 | <1                 | -            | >99               |
| Colombia                         | 2015 | -  | -                | -                   | 2  | 10                 | 57           | 14   | 16             | 2                | <1   | 14                 | 1                  | 6  | 91                | 17             | 5  | <1                  | 11                 | 3                  | 16           | 76                |
|                                  | 2022 | -  | -                | -                   | 2  | 9                  | 66           | 13   | 17             | 2                | <1   | 15                 | 1                  | 6  | 92                | 18             | 5  | <1                  | 12                 | 3                  | 17           | 78                |
| Comoros                          | 2015 | -  | -                | -                   | -  | 36                 | 4            | 4  | -              | -                | -  | -                  | 44                 | 10   | 8                 | -              | -  | -                   | -                  | 38                 | 5            | 5                 |
|                                  | 2019 | -  | -                | -                   | -  | 36                 | 4            | 4  | -              | -                | -  | -                  | 44                 | 10   | 8                 | -              | -  | -                   | -                  | 38                 | 5            | 5                 |

| COUNTRY, AREA OR TERRITORY            | Year | Population (thousands) |         | RURAL          |                  |            |                 |                       |                    | URBAN          |                  |            |                 |                       |                    | TOTAL          |                  |            |                 |                       |                    |
|---------------------------------------|------|------------------------|---------|----------------|------------------|------------|-----------------|-----------------------|--------------------|----------------|------------------|------------|-----------------|-----------------------|--------------------|----------------|------------------|------------|-----------------|-----------------------|--------------------|
|                                       |      | Population             | % urban | At least basic | Limited (shared) | Unimproved | Open defecation | Annual rate of change |                    | At least basic | Limited (shared) | Unimproved | Open defecation | Annual rate of change |                    | At least basic | Limited (shared) | Unimproved | Open defecation | Annual rate of change |                    |
|                                       |      |                        |         |                |                  |            |                 | in at least basic     | in open defecation |                |                  |            |                 | in at least basic     | in open defecation |                |                  |            |                 | in at least basic     | in open defecation |
| Congo                                 | 2015 | 5 064                  | 66      | 6              | 9                | 63         | 22              | -                     | -                  | 26             | 45               | 28         | 2               | -                     | -                  | 19             | 33               | 40         | 9               | -                     | -                  |
|                                       | 2021 | 5 836                  | 68      | 6              | 9                | 62         | 23              | -                     | -                  | 27             | 46               | 25         | 2               | -                     | -                  | 21             | 34               | 37         | 8               | -                     | -                  |
| Cook Islands                          | 2015 | 18                     | 74      | -              | -                | -          | -               | -                     | -                  | -              | -                | -          | -               | -                     | -                  | 85             | 11               | 3          | <1              | 0.17                  | -0.02              |
|                                       | 2022 | 17                     | 76      | -              | -                | -          | -               | -                     | -                  | -              | -                | -          | -               | -                     | -                  | 85             | 11               | 3          | <1              | -                     | -                  |
| Costa Rica                            | 2015 | 4 895                  | 77      | 94             | 1                | 4          | <1              | 0.37                  | -0.04              | 98             | <1               | <1         | <1              | 0.09                  | -0.02              | 97             | 1                | 2          | <1              | 0.21                  | -0.03              |
|                                       | 2022 | 5 181                  | 82      | 97             | <1               | 2          | <1              | -                     | -                  | 99             | <1               | <1         | <1              | -                     | -                  | 98             | <1               | 1          | <1              | -                     | -                  |
| Côte d'Ivoire                         | 2015 | 23 597                 | 49      | 17             | 17               | 22         | 45              | 0.65                  | -1.02              | 47             | 32               | 15         | 6               | 0.56                  | 0.02               | 31             | 25               | 18         | 26              | 0.74                  | -0.70              |
|                                       | 2022 | 28 161                 | 53      | 22             | 20               | 21         | 38              | -                     | -                  | 51             | 34               | 9          | 6               | -                     | -                  | 37             | 27               | 15         | 21              | -                     | -                  |
| Croatia                               | 2015 | 4 255                  | 56      | 94             | 4                | 2          | <1              | -                     | -                  | 98             | 2                | <1         | <1              | -                     | -                  | 96             | 3                | 1          | <1              | -                     | -                  |
|                                       | 2021 | 4 060                  | 58      | 94             | 4                | 2          | <1              | -                     | -                  | 98             | 2                | <1         | <1              | -                     | -                  | 96             | 3                | <1         | <1              | -                     | -                  |
| Cuba                                  | 2015 | 11 340                 | 77      | 84             | 8                | 6          | 2               | 0.82                  | -0.18              | 90             | 8                | 2          | <1              | 0.31                  | -0.03              | 89             | 8                | 3          | <1              | 0.44                  | -0.07              |
|                                       | 2022 | 11 212                 | 77      | 91             | 5                | 4          | <1              | -                     | -                  | 92             | 6                | 2          | <1              | -                     | -                  | 92             | 6                | 2          | <1              | -                     | -                  |
| Curaçao                               | 2015 | 170                    | 89      | -              | -                | -          | -               | -                     | -                  | -              | -                | -          | -               | -                     | -                  | 99             | <1               | <1         | <1              | -                     | -                  |
|                                       | 2017 | 172                    | 89      | -              | -                | -          | -               | -                     | -                  | -              | -                | -          | -               | -                     | -                  | 99             | <1               | <1         | <1              | -                     | -                  |
| Cyprus                                | 2015 | 1 187                  | 67      | 99             | <1               | 1          | <1              | -0.05                 | 0.00               | >99            | <1               | <1         | <1              | 0.00                  | 0.00               | >99            | <1               | <1         | <1              | -0.02                 | 0.00               |
|                                       | 2022 | 1 251                  | 67      | 99             | <1               | 1          | <1              | -                     | -                  | >99            | <1               | <1         | <1              | -                     | -                  | >99            | <1               | <1         | <1              | -                     | -                  |
| Czechia                               | 2015 | 10 524                 | 73      | >99            | <1               | <1         | <1              | 0.00                  | 0.00               | >99            | <1               | <1         | <1              | 0.00                  | 0.00               | >99            | <1               | <1         | <1              | 0.00                  | 0.00               |
|                                       | 2022 | 10 494                 | 74      | >99            | <1               | <1         | <1              | -                     | -                  | >99            | <1               | <1         | <1              | -                     | -                  | >99            | <1               | <1         | <1              | -                     | -                  |
| Democratic People's Republic of Korea | 2015 | 25 258                 | 61      | 71             | <1               | 28         | <1              | -                     | -                  | 88             | 3                | 9          | <1              | -                     | -                  | 82             | 2                | 16         | <1              | -                     | -                  |
|                                       | 2022 | 26 069                 | 63      | 73             | <1               | 27         | <1              | -                     | -                  | 92             | 1                | 7          | <1              | -                     | -                  | 85             | <1               | 15         | <1              | -                     | -                  |
| Democratic Republic of the Congo      | 2015 | 78 657                 | 43      | 14             | 11               | 57         | 18              | -0.57                 | 0.19               | 22             | 30               | 44         | 4               | -0.08                 | 0.06               | 18             | 19               | 51         | 12              | -0.34                 | 0.06               |
|                                       | 2022 | 99 010                 | 47      | 11             | 9                | 61         | 19              | -                     | -                  | 22             | 27               | 47         | 4               | -                     | -                  | 16             | 18               | 54         | 12              | -                     | -                  |
| Denmark                               | 2015 | 5 678                  | 88      | >99            | <1               | <1         | <1              | 0.00                  | 0.00               | >99            | <1               | <1         | <1              | 0.00                  | 0.00               | >99            | <1               | <1         | <1              | -0.00                 | 0.00               |
|                                       | 2022 | 5 882                  | 88      | >99            | <1               | <1         | <1              | -                     | -                  | >99            | <1               | <1         | <1              | -                     | -                  | >99            | <1               | <1         | <1              | -                     | -                  |
| Djibouti                              | 2015 | 1 006                  | 77      | 19             | 2                | 14         | 65              | 0.47                  | -0.17              | 74             | 7                | 16         | 3               | 0.97                  | -0.08              | 61             | 6                | 15         | 17              | 0.90                  | -0.15              |
|                                       | 2022 | 1 121                  | 78      | 22             | 2                | 12         | 64              | -                     | -                  | 79             | 8                | 10         | 3               | -                     | -                  | 67             | 7                | 10         | 16              | -                     | -                  |
| Dominica                              | 2015 | 70                     | 70      | -              | -                | -          | -               | -                     | -                  | -              | -                | -          | -               | -                     | -                  | 80             | 3                | 11         | 6               | -                     | -                  |
|                                       | 2017 | 70                     | 70      | -              | -                | -          | -               | -                     | -                  | -              | -                | -          | -               | -                     | -                  | 80             | 3                | 11         | 6               | -                     | -                  |
| Dominican Republic                    | 2015 | 10 406                 | 79      | 76             | 13               | 4          | 7               | 0.45                  | -0.20              | 88             | 9                | 2          | 2               | 0.40                  | -0.06              | 85             | 10               | 2          | 3               | 0.53                  | -0.15              |
|                                       | 2022 | 11 229                 | 84      | 79             | 13               | 3          | 5               | -                     | -                  | 91             | 7                | 1          | 1               | -                     | -                  | 89             | 8                | 2          | 2               | -                     | -                  |
| Ecuador                               | 2015 | 16 196                 | 63      | 79             | 7                | 4          | 10              | 1.62                  | -1.14              | 90             | 9                | <1         | <1              | 0.58                  | -0.18              | 86             | 8                | 2          | 4               | 1.00                  | -0.57              |
|                                       | 2022 | 18 001                 | 65      | 91             | 8                | <1         | 2               | -                     | -                  | 93             | 7                | <1         | <1              | -                     | -                  | 92             | 7                | <1         | <1              | -                     | -                  |
| Egypt                                 | 2015 | 97 724                 | 43      | 94             | 4                | 2          | <1              | 0.33                  | -0.11              | 99             | 1                | <1         | <1              | 0.22                  | -0.04              | 96             | 3                | 1          | <1              | 0.29                  | -0.08              |
|                                       | 2022 | 110 990                | 43      | 96             | 3                | 1          | <1              | -                     | -                  | >99            | <1               | <1         | <1              | -                     | -                  | 98             | 2                | <1         | <1              | -                     | -                  |
| El Salvador                           | 2015 | 6 231                  | 70      | 76             | 16               | 2          | 7               | 0.31                  | -0.88              | 90             | 9                | <1         | <1              | 0.16                  | -0.12              | 86             | 11               | <1         | 2               | 0.32                  | -0.43              |
|                                       | 2022 | 6 336                  | 75      | 77             | 21               | 2          | <1              | -                     | -                  | 91             | 9                | <1         | <1              | -                     | -                  | 88             | 12               | <1         | <1              | -                     | -                  |
| Equatorial Guinea                     | 2015 | 1 347                  | 71      | 57             | 6                | 33         | 4               | -                     | -                  | 70             | 11               | 16         | 3               | -                     | -                  | 66             | 10               | 21         | 3               | -                     | -                  |
|                                       | 2017 | 1 451                  | 72      | 57             | 6                | 33         | 4               | -                     | -                  | 70             | 11               | 16         | 3               | -                     | -                  | 66             | 10               | 21         | 3               | -                     | -                  |
| Eritrea                               | 2015 | 3 340                  | 38      | 6              | 2                | 4          | 89              | -                     | -                  | 22             | 22               | 23         | 33              | -                     | -                  | 12             | 10               | 11         | 67              | -                     | -                  |
|                                       | 2016 | 3 365                  | 39      | 6              | 2                | 4          | 89              | -                     | -                  | 22             | 22               | 23         | 33              | -                     | -                  | 12             | 10               | 11         | 67              | -                     | -                  |
| Estonia                               | 2015 | 1 315                  | 68      | >99            | <1               | <1         | <1              | 0.01                  | 0.00               | >99            | <1               | <1         | <1              | -0.05                 | 0.00               | >99            | <1               | <1         | <1              | -0.03                 | 0.00               |
|                                       | 2022 | 1 326                  | 70      | >99            | <1               | <1         | <1              | -                     | -                  | 99             | <1               | <1         | <1              | -                     | -                  | >99            | <1               | <1         | <1              | -                     | -                  |
| Eswatini                              | 2015 | 1 134                  | 23      | 63             | 17               | 12         | 8               | 1.14                  | -1.32              | 55             | 38               | 6          | 1               | -0.67                 | -0.05              | 61             | 22               | 11         | 6               | 0.71                  | -1.03              |
|                                       | 2022 | 1 202                  | 25      | 69             | 16               | 16         | <1              | -                     | -                  | 52             | 41               | 7          | <1              | -                     | -                  | 64             | 22               | 14         | <1              | -                     | -                  |
| Ethiopia                              | 2015 | 102 472                | 19      | 4              | 2                | 54         | 40              | 0.22                  | -2.86              | 20             | 28               | 43         | 9               | 0.33                  | -0.85              | 7              | 7                | 52         | 34              | 0.30                  | -2.63              |
|                                       | 2022 | 123 380                | 23      | 6              | 3                | 70         | 22              | -                     | -                  | 22             | 29               | 46         | 3               | -                     | -                  | 9              | 8                | 65         | 18              | -                     | -                  |
| Falkland Islands (Malvinas)           | 2015 | 3                      | 76      | >99            | <1               | <1         | <1              | 0.00                  | 0.00               | >99            | <1               | <1         | <1              | 0.00                  | 0.00               | >99            | <1               | <1         | <1              | 0.00                  | 0.00               |
|                                       | 2022 | 4                      | 79      | >99            | <1               | <1         | <1              | -                     | -                  | >99            | <1               | <1         | <1              | -                     | -                  | >99            | <1               | <1         | <1              | -                     | -                  |
| Faroe Islands                         | 2015 | 49                     | 42      | -              | -                | -          | -               | -                     | -                  | -              | -                | -          | -               | -                     | -                  | 91             | <1               | 9          | <1              | -                     | -                  |
|                                       | 2022 | 53                     | 43      | -              | -                | -          | -               | -                     | -                  | -              | -                | -          | -               | -                     | -                  | -              | -                | -          | -               | -                     | -                  |

| COUNTRY, AREA OR TERRITORY            | Year | RURAL  |                  |                     |  |                    |              | URBAN  |                |                  |  |                    |                    | TOTAL  |                   |                |  |                     |                    |                    |              |                   |
|---------------------------------------|------|--|------------------|---------------------|--|--------------------|--------------|--|----------------|------------------|--|--------------------|--------------------|--|-------------------|----------------|--|---------------------|--------------------|--------------------|--------------|-------------------|
|                                       |      | Proportion of population using improved sanitation facilities (excluding shared) |                  |                     | Proportion of population using improved sanitation facilities (including shared) |                    |              | Proportion of population using improved sanitation facilities (excluding shared) |                |                  | Proportion of population using improved sanitation facilities (including shared) |                    |                    | Proportion of population using improved sanitation facilities (excluding shared) |                   |                | Proportion of population using improved sanitation facilities (including shared) |                     |                    |                    |              |                   |
|                                       |      | Safely managed   | Disposed in situ | Emptied and treated | Wastewater treated   | Latrines and other | Septic tanks | Sewer connections  | Safely managed | Disposed in situ | Emptied and treated  | Wastewater treated | Latrines and other | Septic tanks   | Sewer connections | Safely managed | Disposed in situ   | Emptied and treated | Wastewater treated | Latrines and other | Septic tanks | Sewer connections |
| Congo                                 | 2015 | -  | -                | -                   | -  | 14                 | <1           | <1   | -              | -                | -  | -                  | 50                 | 19   | 2                 | -              | -  | -                   | -                  | 37                 | 13           | 1                 |
|                                       | 2021 | -  | -                | -                   | -  | 14                 | <1           | <1   | -              | -                | -  | -                  | 50                 | 22   | 2                 | -              | -  | -                   | -                  | 39                 | 15           | 1                 |
| Cook Islands                          | 2015 | -  | -                | -                   | -  | -                  | -            | -  | -              | -                | -  | -                  | -                  | -  | -                 | -              | -  | -                   | -                  | -                  | -            | -                 |
|                                       | 2022 | -  | -                | -                   | -  | -                  | -            | -  | -              | -                | -  | -                  | -                  | -  | -                 | -              | -  | -                   | -                  | -                  | -            | -                 |
| Costa Rica                            | 2015 | 35   | 34               | <1                  | <1   | 2                  | 89           | 5  | 21             | 16               | <1   | 5                  | <1                 | 68   | 31                | 24             | 20   | <1                  | 4                  | <1                 | 73           | 25                |
|                                       | 2022 | 36   | 35               | <1                  | <1   | <1                 | 93           | 5  | 23             | 18               | <1   | 5                  | 1                  | 74   | 24                | 25             | 21   | <1                  | 4                  | <1                 | 77           | 21                |
| Côte d'Ivoire                         | 2015 | 11   | 11               | <1                  | <1   | 28                 | 5            | <1   | 19             | 15               | <1   | 4                  | 41                 | 26   | 12                | 15             | 13   | <1                  | 2                  | 34                 | 15           | 6                 |
|                                       | 2022 | 14   | 14               | <1                  | <1   | 34                 | 6            | 1  | 20             | 17               | <1   | 3                  | 43                 | 31   | 11                | 17             | 15   | <1                  | 2                  | 39                 | 19           | 6                 |
| Croatia                               | 2015 | -  | -                | -                   | 28   | 8                  | 61           | 29   | 88             | 6                | 6  | 77                 | 3                  | 17   | 79                | 78             | 11   | 11                  | 55                 | 5                  | 36           | 57                |
|                                       | 2021 | -  | -                | -                   | 28   | 8                  | 61           | 29   | 88             | 6                | 6  | 77                 | 3                  | 17   | 79                | 78             | 11   | 11                  | 56                 | 5                  | 36           | 58                |
| Cuba                                  | 2015 | 55   | 50               | <1                  | 5  | 48                 | 23           | 21   | 38             | 16               | 5  | 16                 | 14                 | 20   | 64                | 42             | 24   | 4                   | 14                 | 22                 | 21           | 54                |
|                                       | 2022 | 56   | 48               | <1                  | 8  | 45                 | 22           | 29   | 37             | 14               | 4  | 19                 | 14                 | 12   | 72                | 41             | 22   | 3                   | 16                 | 21                 | 15           | 63                |
| Curaçao                               | 2015 | -  | -                | -                   | -  | -                  | -            | -  | -              | -                | -  | -                  | -                  | -  | -                 | -              | -  | -                   | 3                  | <1                 | 81           | 18                |
|                                       | 2017 | -  | -                | -                   | -  | -                  | -            | -  | -              | -                | -  | -                  | -                  | -  | -                 | -              | -  | -                   | 3                  | <1                 | 81           | 18                |
| Cyprus                                | 2015 | -  | -                | -                   | 11   | 5                  | 84           | 11   | 86             | 8                | 8  | 70                 | 3                  | 27   | 70                | 77             | 13   | 13                  | 50                 | 3                  | 46           | 50                |
|                                       | 2022 | -  | -                | -                   | 12   | 6                  | 82           | 12   | 86             | 9                | 9  | 69                 | 4                  | 27   | 69                | 77             | 13   | 13                  | 50                 | 4                  | 45           | 50                |
| Czechia                               | 2015 | -  | -                | -                   | -  | -                  | -            | -  | -              | -                | -  | -                  | -                  | -  | -                 | 87             | 4  | 4                   | 80                 | <1                 | 16           | 84                |
|                                       | 2022 | -  | -                | -                   | -  | -                  | -            | -  | -              | -                | -  | -                  | -                  | -  | -                 | 90             | 3  | 3                   | 84                 | <1                 | 12           | 88                |
| Democratic People's Republic of Korea | 2015 | 9  | <1               | <1                  | 9  | 42                 | 12           | 17   | -              | 1                | -  | -                  | 18                 | 6  | 68                | -              | <1   | -                   | -                  | 27                 | 8            | 48                |
|                                       | 2022 | 1  | <1               | <1                  | <1   | 55                 | 17           | 2  | -              | 1                | -  | -                  | 19                 | 7  | 67                | -              | <1   | -                   | -                  | 32                 | 11           | 42                |
| Democratic Republic of the Congo      | 2015 | 14   | 14               | <1                  | <1   | 25                 | <1           | <1   | 17             | 16               | <1   | <1                 | 36                 | 15   | 1                 | 15             | 15   | <1                  | <1                 | 30                 | 7            | <1                |
|                                       | 2022 | 11   | 11               | <1                  | <1   | 20                 | <1           | <1   | 15             | 15               | <1   | <1                 | 28                 | 20   | <1                | 13             | 13   | <1                  | <1                 | 24                 | 9            | <1                |
| Denmark                               | 2015 | -  | -                | -                   | -  | -                  | -            | -  | -              | -                | -  | -                  | -                  | -  | -                 | 97             | 6  | 1                   | 90                 | <1                 | 9            | 91                |
|                                       | 2022 | -  | -                | -                   | -  | -                  | -            | -  | -              | -                | -  | -                  | -                  | -  | -                 | 99             | 6  | <1                  | 92                 | <1                 | 7            | 92                |
| Djibouti                              | 2015 | 18   | 18               | <1                  | <1   | 21                 | <1           | <1   | 41             | 38               | <1   | 3                  | 60                 | 15   | 7                 | 36             | 34   | <1                  | 2                  | 51                 | 11           | 5                 |
|                                       | 2022 | 21   | 21               | <1                  | <1   | 24                 | <1           | <1   | 45             | 42               | <1   | 3                  | 67                 | 15   | 7                 | 40             | 37   | <1                  | 2                  | 57                 | 11           | 5                 |
| Dominica                              | 2015 | -  | -                | -                   | -  | -                  | -            | -  | -              | -                | -  | -                  | -                  | -  | -                 | -              | -  | -                   | -                  | 9                  | 61           | 13                |
|                                       | 2017 | -  | -                | -                   | -  | -                  | -            | -  | -              | -                | -  | -                  | -                  | -  | -                 | -              | -  | -                   | -                  | 9                  | 61           | 13                |
| Dominican Republic                    | 2015 | 51   | 49               | <1                  | 2  | 38                 | 45           | 6  | 45             | 32               | <1   | 13                 | 14                 | 55   | 28                | 46             | 36   | <1                  | 11                 | 19                 | 53           | 24                |
|                                       | 2022 | 48   | 46               | <1                  | 2  | 26                 | 62           | 4  | 42             | 31               | <1   | 11                 | 7                  | 67   | 24                | 43             | 34   | <1                  | 9                  | 10                 | 66           | 20                |
| Ecuador                               | 2015 | 55   | 49               | <1                  | 6  | 19                 | 44           | 23   | 34             | 14               | <1   | 20                 | 2                  | 17   | 80                | 42             | 27   | <1                  | 15                 | 8                  | 27           | 59                |
|                                       | 2022 | 61   | 54               | <1                  | 7  | 12                 | 58           | 29   | 31             | 8                | <1   | 22                 | <1                 | 11   | 89                | 42             | 24   | <1                  | 17                 | 4                  | 28           | 67                |
| Egypt                                 | 2015 | 58   | 15               | 11                  | 32   | 6                  | 49           | 43   | 70             | 2                | 2  | 66                 | 1                  | 8  | 91                | 63             | 9  | 7                   | 46                 | 4                  | 31           | 64                |
|                                       | 2022 | 63   | 12               | 9                   | 42   | 7                  | 37           | 55   | 73             | <1               | <1   | 72                 | <1                 | <1   | >99               | 67             | 7  | 5                   | 55                 | 4                  | 21           | 74                |
| El Salvador                           | 2015 | -  | -                | -                   | <1   | 71                 | 19           | 1  | 18             | 15               | <1   | 2                  | 24                 | 17   | 58                | -              | -  | -                   | 2                  | 39                 | 17           | 41                |
|                                       | 2022 | -  | -                | -                   | <1   | 71                 | 26           | <1   | 17             | 14               | <1   | 2                  | 21                 | 22   | 58                | -              | -  | -                   | 2                  | 34                 | 23           | 43                |
| Equatorial Guinea                     | 2015 | -  | -                | -                   | -  | 52                 | 5            | 7  | -              | -                | -  | -                  | 63                 | 7  | 12                | -              | -  | -                   | -                  | 59                 | 6            | 11                |
|                                       | 2017 | -  | -                | -                   | -  | 52                 | 5            | 7  | -              | -                | -  | -                  | 63                 | 7  | 12                | -              | -  | -                   | -                  | 59                 | 6            | 11                |
| Eritrea                               | 2015 | -  | -                | -                   | -  | 7                  | 1            | <1   | -              | -                | -  | -                  | 24                 | 12   | 8                 | -              | -  | -                   | -                  | 13                 | 5            | 3                 |
|                                       | 2016 | -  | -                | -                   | -  | 7                  | 1            | <1   | -              | -                | -  | -                  | 24                 | 12   | 8                 | -              | -  | -                   | -                  | 13                 | 5            | 3                 |
| Estonia                               | 2015 | -  | -                | -                   | 44   | 12                 | 43           | 45   | 96             | 1                | 1  | 94                 | <1                 | 3  | 96                | 90             | 6  | 6                   | 78                 | 4                  | 16           | 80                |
|                                       | 2022 | -  | -                | -                   | 46   | 2                  | 51           | 46   | 98             | <1               | <1   | 97                 | <1                 | 1  | 98                | 90             | 4  | 4                   | 82                 | <1                 | 16           | 83                |
| Eswatini                              | 2015 | -  | -                | -                   | 1  | 74                 | 3            | 3  | -              | -                | -  | 11                 | 46                 | 16   | 30                | -              | -  | -                   | 4                  | 68                 | 6            | 9                 |
|                                       | 2022 | -  | -                | -                   | 2  | 78                 | 3            | 3  | -              | -                | -  | 14                 | 42                 | 21   | 30                | -              | -  | -                   | 5                  | 69                 | 7            | 10                |
| Ethiopia                              | 2015 | 3  | 3                | <1                  | <1   | 6                  | <1           | <1   | 16             | 15               | <1   | <1                 | 38                 | 7  | 3                 | 6              | 6  | <1                  | <1                 | 12                 | 2            | <1                |
|                                       | 2022 | 4  | 4                | <1                  | <1   | 8                  | <1           | <1   | 17             | 17               | <1   | <1                 | 40                 | 9  | 2                 | 7              | 7  | <1                  | <1                 | 15                 | 2            | <1                |
| Falkland Islands (Malvinas)           | 2015 | -  | -                | -                   | -  | <1                 | -            | >99  | -              | -                | -  | -                  | <1                 | -  | >99               | -              | -  | -                   | -                  | <1                 | -            | >99               |
|                                       | 2022 | -  | -                | -                   | -  | <1                 | -            | >99  | -              | -                | -  | -                  | <1                 | -  | >99               | -              | -  | -                   | -                  | <1                 | -            | >99               |
| Faroe Islands                         | 2015 | -  | -                | -                   | -  | -                  | -            | -  | -              | -                | -  | -                  | -                  | -  | -                 | -              | <1   | -                   | -                  | <1                 | 91           | -                 |
|                                       | 2022 | -  | -                | -                   | -  | -                  | -            | -  | -              | -                | -  | -                  | -                  | -  | -                 | -              | -  | -                   | -                  | -                  | -            | -                 |

| COUNTRY, AREA OR TERRITORY | Year | Population (thousands) |     | RURAL          |                  |            |                 |                       |                    | URBAN          |                  |            |                 |                       |                    | TOTAL          |                  |            |                 |                       |                    |
|----------------------------|------|------------------------|-----|----------------|------------------|------------|-----------------|-----------------------|--------------------|----------------|------------------|------------|-----------------|-----------------------|--------------------|----------------|------------------|------------|-----------------|-----------------------|--------------------|
|                            |      |                        |     | At least basic | Limited (shared) | Unimproved | Open defecation | Annual rate of change |                    | At least basic | Limited (shared) | Unimproved | Open defecation | Annual rate of change |                    | At least basic | Limited (shared) | Unimproved | Open defecation | Annual rate of change |                    |
|                            |      |                        |     |                |                  |            |                 | in at least basic     | in open defecation |                |                  |            |                 | in at least basic     | in open defecation |                |                  |            |                 | in at least basic     | in open defecation |
| Fiji                       | 2015 | 917                    | 55  | 91             | 5                | 4          | <1              |                       |                    | 94             | 5                | <1         | <1              |                       |                    | 93             | 5                | 2          | <1              |                       |                    |
|                            | 2022 | 930                    | 58  | 93             | 7                | <1         | <1              | 0.55                  | -0.04              | 93             | 7                | <1         | <1              | -0.08                 | -0.00              | 93             | 7                | <1         | <1              | 0.25                  | -0.02              |
| Finland                    | 2015 | 5 479                  | 85  | >99            | <1               | <1         | <1              |                       |                    | >99            | <1               | <1         | <1              | 0.00                  | 0.00               | >99            | <1               | <1         | <1              | -0.00                 | 0.00               |
|                            | 2022 | 5 541                  | 86  | >99            | <1               | <1         | <1              | -0.00                 | 0.00               | >99            | <1               | <1         | <1              | 0.00                  | 0.00               | >99            | <1               | <1         | <1              | -0.00                 | 0.00               |
| France                     | 2015 | 63 810                 | 80  | 99             | 1                | <1         | <1              |                       |                    | 99             | 1                | <1         | <1              | 0.00                  | 0.00               | 99             | 1                | <1         | <1              | -0.00                 | 0.00               |
|                            | 2022 | 64 627                 | 82  | 99             | 1                | <1         | <1              | 0.00                  | 0.00               | 99             | 1                | <1         | <1              | 0.00                  | 0.00               | 99             | 1                | <1         | <1              | -0.00                 | 0.00               |
| French Guiana              | 2015 | 257                    | 84  | -              | -                | -          | -               |                       |                    | -              | -                | -          | -               |                       |                    | 93             | <1               | 7          | <1              | -                     | -                  |
|                            | 2022 | 305                    | 86  | -              | -                | -          | -               |                       |                    | -              | -                | -          | -               |                       |                    | 94             | <1               | 6          | <1              | -                     | -                  |
| French Polynesia           | 2015 | 292                    | 62  | -              | -                | -          | -               |                       |                    | -              | -                | -          | -               |                       |                    | 97             | <1               | 3          | <1              | -0.05                 | -0.07              |
|                            | 2022 | 306                    | 62  | -              | -                | -          | -               |                       |                    | -              | -                | -          | -               |                       |                    | 97             | <1               | 3          | <1              | -0.05                 | -0.07              |
| Gabon                      | 2015 | 2 029                  | 88  | 40             | 15               | 41         | 4               | 0.45                  | -0.03              | 50             | 30               | 19         | 2               | 0.72                  | 0.01               | 49             | 28               | 21         | 2               | 0.72                  | -0.01              |
|                            | 2022 | 2 389                  | 91  | 40             | 15               | 41         | 3               | 0.45                  | -0.03              | 51             | 30               | 17         | 2               | 0.72                  | 0.01               | 50             | 29               | 19         | 2               | 0.72                  | -0.01              |
| Gambia                     | 2015 | 2 253                  | 59  | 35             | 12               | 50         | 3               | -1.59                 | -0.44              | 54             | 26               | 19         | <1              | 0.85                  | -0.04              | 47             | 20               | 32         | 1               | -0.15                 | -0.24              |
|                            | 2022 | 2 706                  | 64  | 24             | 8                | 68         | <1              | -1.59                 | -0.44              | 61             | 14               | 25         | <1              | 0.85                  | -0.04              | 48             | 12               | 41         | <1              | -0.15                 | -0.24              |
| Georgia                    | 2015 | 3 771                  | 57  | 77             | <1               | 22         | <1              |                       |                    | 95             | 2                | 3          | <1              | 0.12                  | 0.00               | 87             | 2                | 11         | <1              | -0.17                 | -0.04              |
|                            | 2022 | 3 744                  | 60  | 72             | <1               | 28         | <1              | -0.66                 | -0.09              | 96             | 1                | 3          | <1              | 0.12                  | 0.00               | 86             | <1               | 13         | <1              | -0.17                 | -0.04              |
| Germany                    | 2015 | 82 073                 | 77  | 99             | 1                | <1         | <1              | 0.00                  | 0.00               | >99            | <1               | <1         | <1              | 0.00                  | 0.00               | >99            | <1               | <1         | <1              | 0.00                  | 0.00               |
|                            | 2022 | 83 370                 | 78  | 99             | 1                | <1         | <1              | 0.00                  | 0.00               | >99            | <1               | <1         | <1              | 0.00                  | 0.00               | >99            | <1               | <1         | <1              | 0.00                  | 0.00               |
| Ghana                      | 2015 | 28 871                 | 54  | 14             | 36               | 20         | 30              | 0.87                  | -0.06              | 26             | 58               | 8          | 8               | 1.01                  | 0.02               | 20             | 48               | 13         | 18              | 1.02                  | -0.17              |
|                            | 2022 | 33 476                 | 59  | 21             | 34               | 15         | 30              | 0.87                  | -0.06              | 34             | 52               | 6          | 8               | 1.01                  | 0.02               | 29             | 45               | 10         | 17              | 1.02                  | -0.17              |
| Gibraltar                  | 2015 | 33                     | 100 | -              | -                | -          | -               |                       |                    | >99            | <1               | <1         | <1              | 0.00                  | 0.00               | >99            | <1               | <1         | <1              | 0.00                  | 0.00               |
|                            | 2022 | 33                     | 100 | -              | -                | -          | -               |                       |                    | >99            | <1               | <1         | <1              | 0.00                  | 0.00               | >99            | <1               | <1         | <1              | 0.00                  | 0.00               |
| Greece                     | 2015 | 10 807                 | 78  | 98             | 2                | <1         | <1              | 0.14                  | -0.08              | >99            | <1               | <1         | <1              | 0.03                  | -0.01              | >99            | <1               | <1         | <1              | 0.06                  | -0.03              |
|                            | 2022 | 10 385                 | 80  | 98             | 2                | <1         | <1              | 0.14                  | -0.08              | >99            | <1               | <1         | <1              | 0.03                  | -0.01              | >99            | <1               | <1         | <1              | 0.06                  | -0.03              |
| Greenland                  | 2015 | 56                     | 86  | -              | -                | -          | -               |                       |                    | -              | -                | -          | -               |                       |                    | 63             | <1               | 38         | <1              | -                     | -                  |
|                            | 2022 | 56                     | 88  | -              | -                | -          | -               |                       |                    | -              | -                | -          | -               |                       |                    | 63             | <1               | 38         | <1              | -                     | -                  |
| Grenada                    | 2015 | 119                    | 36  | -              | -                | -          | -               |                       |                    | -              | -                | -          | -               |                       |                    | 91             | 2                | 3          | 4               | -                     | -                  |
|                            | 2017 | 121                    | 36  | -              | -                | -          | -               |                       |                    | -              | -                | -          | -               |                       |                    | 91             | 2                | 3          | 4               | -                     | -                  |
| Guadeloupe                 | 2015 | 399                    | 98  | -              | -                | -          | -               |                       |                    | -              | -                | -          | -               |                       |                    | 99             | <1               | 1          | <1              | -                     | -                  |
|                            | 2022 | 396                    | 99  | -              | -                | -          | -               |                       |                    | -              | -                | -          | -               |                       |                    | >99            | <1               | <1         | <1              | -                     | -                  |
| Guam                       | 2015 | 168                    | 95  | -              | -                | -          | -               |                       |                    | -              | -                | -          | -               |                       |                    | 90             | 9                | <1         | <1              | 0.06                  | -                  |
|                            | 2022 | 172                    | 95  | -              | -                | -          | -               |                       |                    | -              | -                | -          | -               |                       |                    | 90             | 9                | <1         | <1              | 0.06                  | -                  |
| Guatemala                  | 2015 | 16 001                 | 50  | 54             | 8                | 30         | 8               | 0.55                  | -0.91              | 80             | 10               | 8          | 2               | 0.00                  | -0.14              | 67             | 9                | 19         | 5               | 0.38                  | -0.56              |
|                            | 2022 | 17 844                 | 53  | 58             | 11               | 29         | 2               | 0.55                  | -0.91              | 80             | 11               | 8          | <1              | 0.00                  | -0.14              | 70             | 11               | 18         | 1               | 0.38                  | -0.56              |
| Guinea                     | 2015 | 11 626                 | 35  | 15             | 14               | 50         | 20              | 0.82                  | -1.36              | 38             | 44               | 17         | 1               | 1.16                  | -0.04              | 23             | 25               | 38         | 14              | 1.00                  | -0.98              |
|                            | 2022 | 13 859                 | 38  | 22             | 18               | 50         | 11              | 0.82                  | -1.36              | 47             | 49               | 3          | <1              | 1.16                  | -0.04              | 31             | 29               | 32         | 7               | 1.00                  | -0.98              |
| Guinea-Bissau              | 2015 | 1 789                  | 42  | 11             | 5                | 58         | 26              | 0.73                  | -1.82              | 32             | 26               | 41         | 1               | 1.39                  | -0.16              | 20             | 14               | 51         | 16              | 1.08                  | -1.28              |
|                            | 2022 | 2 106                  | 45  | 16             | 8                | 61         | 15              | 0.73                  | -1.82              | 42             | 30               | 27         | <1              | 1.39                  | -0.16              | 28             | 18               | 46         | 8               | 1.08                  | -1.28              |
| Guyana                     | 2015 | 755                    | 26  | 85             | 9                | 5          | <1              | 0.67                  | -0.06              | 90             | 7                | 3          | <1              | 0.38                  | -0.03              | 87             | 9                | 4          | <1              | 0.58                  | -0.05              |
|                            | 2022 | 809                    | 27  | 90             | 9                | <1         | <1              | 0.67                  | -0.06              | 93             | 5                | 1          | <1              | 0.38                  | -0.03              | 91             | 8                | <1         | <1              | 0.58                  | -0.05              |
| Haiti                      | 2015 | 10 564                 | 52  | 22             | 15               | 27         | 36              | 0.67                  | -0.93              | 42             | 37               | 13         | 9               | 0.82                  | -0.10              | 33             | 26               | 20         | 22              | 0.94                  | -0.88              |
|                            | 2022 | 11 585                 | 59  | 25             | 17               | 26         | 31              | 0.67                  | -0.93              | 46             | 37               | 9          | 8               | 0.82                  | -0.10              | 37             | 29               | 16         | 18              | 0.94                  | -0.88              |
| Honduras                   | 2015 | 9 295                  | 55  | 72             | 7                | 6          | 16              | 1.15                  | -1.02              | 84             | 10               | 4          | 2               | 0.52                  | -0.11              | 79             | 8                | 5          | 8               | 0.92                  | -0.66              |
|                            | 2022 | 10 433                 | 60  | 79             | 9                | 3          | 8               | 1.15                  | -1.02              | 88             | 9                | 2          | 1               | 0.52                  | -0.11              | 84             | 9                | 3          | 4               | 0.92                  | -0.66              |
| Hungary                    | 2015 | 9 844                  | 71  | 99             | 1                | <1         | <1              | 0.00                  | 0.00               | 98             | 2                | <1         | <1              | 0.00                  | 0.00               | 98             | 2                | <1         | <1              | -0.00                 | 0.00               |
|                            | 2022 | 9 967                  | 73  | 99             | 1                | <1         | <1              | 0.00                  | 0.00               | 98             | 2                | <1         | <1              | 0.00                  | 0.00               | 98             | 2                | <1         | <1              | -0.00                 | 0.00               |
| Iceland                    | 2015 | 331                    | 94  | >99            | <1               | <1         | <1              | 0.00                  | 0.00               | 99             | 1                | <1         | <1              | 0.00                  | 0.00               | 99             | 1                | <1         | <1              | -0.00                 | 0.00               |
|                            | 2022 | 373                    | 94  | >99            | <1               | <1         | <1              | 0.00                  | 0.00               | 99             | 1                | <1         | <1              | 0.00                  | 0.00               | 99             | 1                | <1         | <1              | -0.00                 | 0.00               |
| India                      | 2015 | 1 322 867              | 33  | 51             | 7                | <1         | 41              | 3.35                  | -3.39              | 72             | 17               | 2          | 9               | 1.68                  | -1.15              | 58             | 11               | 1          | 30              | 2.92                  | -2.83              |
|                            | 2022 | 1 417 173              | 36  | 75             | 8                | <1         | 17              | 3.35                  | -3.39              | 85             | 15               | <1         | <1              | 1.68                  | -1.15              | 78             | 11               | <1         | 11              | 2.92                  | -2.83              |
| Indonesia                  | 2015 | 259 092                | 53  | 63             | 10               | 8          | 19              | 2.68                  | -1.79              | 82             | 10               | 2          | 6               | 1.36                  | -0.52              | 73             | 10               | 5          | 12              | 2.18                  | -1.29              |
|                            | 2022 | 275 501                | 58  | 84             | 8                | 2          | 7               | 2.68                  | -1.79              | 91             | 6                | <1         | 2               | 1.36                  | -0.52              | 88             | 7                | 1          | 4               | 2.18                  | -1.29              |
| Iran (Islamic Republic of) | 2015 | 81 791                 | 73  | 77             | 17               | 5          | 1               | 0.95                  | -                  | 92             | 7                | <1         | <1              | 0.23                  | -0.00              | 88             | 10               | 2          | <1              | 0.55                  | -                  |
|                            | 2022 | 88 551                 | 77  | 82             | 18               | <1         | -               | 0.95                  | -                  | 93             | 7                | <1         | <1              | 0.23                  | -0.00              | 90             | 10               | <1         | -               | 0.55                  | -                  |

| COUNTRY, AREA OR TERRITORY | Year | RURAL  |                  |                     |  |                    |              | URBAN  |                |                  |  |                    |                    | TOTAL  |                   |                |  |                     |                    |                    |              |                   |
|----------------------------|------|--|------------------|---------------------|--|--------------------|--------------|--|----------------|------------------|--|--------------------|--------------------|--|-------------------|----------------|--|---------------------|--------------------|--------------------|--------------|-------------------|
|                            |      | Proportion of population using improved sanitation facilities (excluding shared) |                  |                     | Proportion of population using improved sanitation facilities (including shared) |                    |              | Proportion of population using improved sanitation facilities (excluding shared) |                |                  | Proportion of population using improved sanitation facilities (including shared) |                    |                    | Proportion of population using improved sanitation facilities (excluding shared) |                   |                | Proportion of population using improved sanitation facilities (including shared) |                     |                    |                    |              |                   |
|                            |      | Safely managed   | Disposed in situ | Emptied and treated | Wastewater treated   | Latrines and other | Septic tanks | Sewer connections  | Safely managed | Disposed in situ | Emptied and treated  | Wastewater treated | Latrines and other | Septic tanks   | Sewer connections | Safely managed | Disposed in situ   | Emptied and treated | Wastewater treated | Latrines and other | Septic tanks | Sewer connections |
| Fiji                       | 2015 | 54   | 53               | <1                  | 2  | 24                 | 69           | 3  | 43             | 26               | <1   | 17                 | 5                  | 59   | 35                | 48             | 38   | <1                  | 10                 | 13                 | 63           | 21                |
|                            | 2022 | 57   | 56               | <1                  | 1  | 28                 | 69           | 3  | 43             | 26               | <1   | 16                 | 6                  | 59   | 35                | 49             | 39   | <1                  | 10                 | 15                 | 63           | 22                |
| Finland                    | 2015 | -  | -                | -                   | -  | -                  | -            | -  | -              | -                | -  | -                  | -                  | -  | -                 | 89             | <1   | 5                   | 84                 | <1                 | 16           | 84                |
|                            | 2022 | -  | -                | -                   | -  | -                  | -            | -  | -              | -                | -  | -                  | -                  | -  | -                 | 90             | <1   | 5                   | 85                 | <1                 | 14           | 86                |
| France                     | 2015 | -  | -                | -                   | -  | -                  | -            | -  | -              | -                | -  | -                  | -                  | -  | -                 | 89             | 10   | <1                  | 79                 | <1                 | 18           | 82                |
|                            | 2022 | -  | -                | -                   | -  | -                  | -            | -  | -              | -                | -  | -                  | -                  | -  | -                 | 90             | 11   | <1                  | 79                 | <1                 | 18           | 82                |
| French Guiana              | 2015 | -  | -                | -                   | -  | -                  | -            | -  | -              | -                | -  | -                  | -                  | -  | -                 | 73             | 15   | 15                  | 44                 | 10                 | 39           | 44                |
|                            | 2022 | -  | -                | -                   | -  | -                  | -            | -  | -              | -                | -  | -                  | -                  | -  | -                 | 75             | 13   | 13                  | 48                 | 8                  | 37           | 48                |
| French Polynesia           | 2015 | -  | -                | -                   | -  | -                  | -            | -  | -              | -                | -  | -                  | -                  | -  | -                 | -              | -  | -                   | 6                  | <1                 | 79           | 19                |
|                            | 2022 | -  | -                | -                   | -  | -                  | -            | -  | -              | -                | -  | -                  | -                  | -  | -                 | -              | -  | -                   | 6                  | <1                 | 78           | 19                |
| Gabon                      | 2015 | -  | -                | -                   | -  | 46                 | -            | 9  | -              | -                | -  | -                  | 43                 | -  | 37                | -              | -  | -                   | -                  | 43                 | -            | 33                |
|                            | 2022 | -  | -                | -                   | -  | 46                 | -            | 9  | -              | -                | -  | -                  | 45                 | -  | 37                | -              | -  | -                   | -                  | 45                 | -            | 34                |
| Gambia                     | 2015 | 34   | 34               | <1                  | <1   | 45                 | 2            | <1   | 31             | 30               | <1   | 1                  | 45                 | 31   | 4                 | 32             | 31   | <1                  | <1                 | 45                 | 19           | 2                 |
|                            | 2022 | 23   | 23               | <1                  | <1   | 30                 | 2            | <1   | 31             | 30               | <1   | <1                 | 35                 | 38   | 2                 | 28             | 28   | <1                  | <1                 | 33                 | 25           | 1                 |
| Georgia                    | 2015 | 45   | 43               | <1                  | 1  | 62                 | 6            | 9  | 19             | 5                | <1   | 13                 | 9                  | 2  | 86                | 30             | 21   | <1                  | 8                  | 32                 | 4            | 53                |
|                            | 2022 | 39   | 38               | <1                  | 2  | 52                 | 9            | 11   | 14             | <1               | <1   | 14                 | <1                 | <1   | 97                | 24             | 15   | <1                  | 9                  | 21                 | 4            | 62                |
| Germany                    | 2015 | 91   | 3                | 6                   | 82   | 3                  | 14           | 83   | 98             | <1               | <1   | 98                 | <1                 | <1   | >99               | 97             | <1   | 1                   | 94                 | <1                 | 3            | 96                |
|                            | 2022 | 91   | 3                | 6                   | 82   | 3                  | 14           | 83   | 98             | <1               | <1   | 98                 | <1                 | <1   | >99               | 97             | <1   | 1                   | 95                 | <1                 | 3            | 96                |
| Ghana                      | 2015 | 12   | 12               | <1                  | <1   | 47                 | 3            | <1   | 12             | 11               | <1   | <1                 | 52                 | 26   | 6                 | 12             | 11   | <1                  | <1                 | 49                 | 15           | 3                 |
|                            | 2022 | 18   | 18               | <1                  | <1   | 50                 | 5            | <1   | 14             | 13               | <1   | <1                 | 47                 | 35   | 4                 | 16             | 15   | <1                  | <1                 | 48                 | 22           | 2                 |
| Gibraltar                  | 2015 | -  | -                | -                   | -  | -                  | -            | -  | -              | -                | -  | -                  | <1                 | -  | >99               | -              | -  | -                   | -                  | <1                 | -            | >99               |
|                            | 2022 | -  | -                | -                   | -  | -                  | -            | -  | -              | -                | -  | -                  | <1                 | -  | >99               | -              | -  | -                   | -                  | <1                 | -            | >99               |
| Greece                     | 2015 | -  | -                | -                   | 34   | <1                 | 65           | 35   | 94             | 3                | 3  | 88                 | <1                 | 11   | 89                | 88             | 6  | 6                   | 76                 | <1                 | 23           | 77                |
|                            | 2022 | -  | -                | -                   | 44   | <1                 | 55           | 45   | 97             | <1               | <1   | 95                 | <1                 | 4  | 96                | 92             | 3  | 3                   | 85                 | <1                 | 14           | 86                |
| Greenland                  | 2015 | -  | -                | -                   | -  | -                  | -            | -  | -              | -                | -  | -                  | -                  | -  | -                 | <1             | <1   | <1                  | <1                 | 25                 | 38           | <1                |
|                            | 2022 | -  | -                | -                   | -  | -                  | -            | -  | -              | -                | -  | -                  | -                  | -  | -                 | <1             | <1   | <1                  | <1                 | 25                 | 38           | <1                |
| Grenada                    | 2015 | -  | -                | -                   | -  | -                  | -            | -  | -              | -                | -  | -                  | -                  | -  | -                 | -              | -  | -                   | -                  | 28                 | 59           | 7                 |
|                            | 2017 | -  | -                | -                   | -  | -                  | -            | -  | -              | -                | -  | -                  | -                  | -  | -                 | -              | -  | -                   | -                  | 28                 | 59           | 7                 |
| Guadeloupe                 | 2015 | -  | -                | -                   | -  | -                  | -            | -  | -              | -                | -  | -                  | -                  | -  | -                 | -              | -  | -                   | -                  | 20                 | 40           | 39                |
|                            | 2022 | -  | -                | -                   | -  | -                  | -            | -  | -              | -                | -  | -                  | -                  | -  | -                 | -              | -  | -                   | -                  | 25                 | 35           | 39                |
| Guam                       | 2015 | -  | -                | -                   | -  | -                  | -            | -  | -              | -                | -  | -                  | -                  | -  | -                 | -              | -  | -                   | -                  | <1                 | 30           | 69                |
|                            | 2022 | -  | -                | -                   | -  | -                  | -            | -  | -              | -                | -  | -                  | -                  | -  | -                 | -              | -  | -                   | -                  | <1                 | 31           | 68                |
| Guatemala                  | 2015 | -  | -                | -                   | -  | 37                 | 11           | 14   | -              | -                | -  | -                  | 14                 | 7  | 70                | -              | -  | -                   | -                  | 25                 | 9            | 42                |
|                            | 2022 | -  | -                | -                   | -  | 38                 | 13           | 17   | -              | -                | -  | -                  | 12                 | 8  | 71                | -              | -  | -                   | -                  | 25                 | 10           | 46                |
| Guinea                     | 2015 | -  | -                | -                   | -  | 28                 | 2            | <1   | -              | -                | -  | -                  | 58                 | 20   | 4                 | -              | -  | -                   | -                  | 38                 | 8            | 1                 |
|                            | 2022 | -  | -                | -                   | -  | 37                 | 3            | <1   | -              | -                | -  | -                  | 65                 | 28   | 3                 | -              | -  | -                   | -                  | 47                 | 12           | 1                 |
| Guinea-Bissau              | 2015 | 7  | 7                | <1                  | <1   | 14                 | 2            | <1   | 16             | 15               | <1   | 1                  | 30                 | 24   | 4                 | 11             | 10   | <1                  | <1                 | 21                 | 11           | 2                 |
|                            | 2022 | 11   | 11               | <1                  | <1   | 21                 | 2            | <1   | 37             | 21               | <1   | <1                 | 41                 | 29   | 2                 | 15             | 15   | <1                  | <1                 | 30                 | 14           | 1                 |
| Guyana                     | 2015 | 52   | 51               | <1                  | <1   | 34                 | 59           | 1  | 21             | 33               | <1   | 4                  | 16                 | 73   | 8                 | 48             | 46   | <1                  | 2                  | 29                 | 63           | 3                 |
|                            | 2022 | 48   | 47               | <1                  | <1   | 23                 | 75           | 1  | 34             | 31               | <1   | 3                  | 10                 | 82   | 7                 | 44             | 43   | <1                  | 1                  | 20                 | 77           | 3                 |
| Haiti                      | 2015 | -  | -                | -                   | -  | 35                 | 2            | <1   | -              | -                | -  | -                  | 56                 | 21   | 1                 | -              | -  | -                   | -                  | 46                 | 12           | <1                |
|                            | 2022 | -  | -                | -                   | -  | 40                 | 3            | <1   | -              | -                | -  | -                  | 55                 | 27   | <1                | -              | -  | -                   | -                  | 49                 | 17           | <1                |
| Honduras                   | 2015 | 64   | 62               | <1                  | 2  | 43                 | 30           | 5  | 40             | 18               | <1   | 22                 | 11                 | 18   | 64                | 51             | 38   | <1                  | 13                 | 25                 | 24           | 38                |
|                            | 2022 | 71   | 69               | <1                  | 2  | 48                 | 34           | 5  | 40             | 17               | <1   | 23                 | 9                  | 21   | 67                | 53             | 38   | <1                  | 15                 | 25                 | 26           | 42                |
| Hungary                    | 2015 | 75   | 11               | 11                  | 53   | 3                  | 42           | 56   | 86             | 3                | 3  | 80                 | 1                  | 11   | 88                | 83             | 6  | 5                   | 72                 | 2                  | 20           | 78                |
|                            | 2022 | 81   | 9                | 9                   | 63   | <1                 | 36           | 64   | 91             | 2                | 2  | 86                 | <1                 | 8  | 92                | 88             | 4  | 4                   | 80                 | <1                 | 16           | 84                |
| Iceland                    | 2015 | -  | -                | -                   | -  | -                  | -            | -  | -              | -                | -  | -                  | -                  | -  | -                 | -              | -  | -                   | -                  | <1                 | 7            | 93                |
|                            | 2022 | -  | -                | -                   | -  | -                  | -            | -  | -              | -                | -  | -                  | -                  | -  | -                 | -              | -  | -                   | -                  | <1                 | 6            | 94                |
| India                      | 2015 | 38   | 38               | <1                  | <1   | 35                 | 22           | 1  | 35             | 24               | 2  | 9                  | 14                 | 46   | 29                | 37             | 33   | <1                  | 3                  | 28                 | 30           | 10                |
|                            | 2022 | 57   | 57               | <1                  | <1   | 53                 | 28           | 1  | 43             | 28               | 2  | 13                 | 14                 | 54   | 32                | 52             | 47   | <1                  | 5                  | 39                 | 38           | 12                |
| Indonesia                  | 2015 | -  | -                | -                   | -  | 15                 | 57           | <1   | -              | -                | -  | -                  | 12                 | 79   | 1                 | -              | -  | -                   | -                  | 13                 | 69           | <1                |
|                            | 2022 | -  | -                | -                   | -  | 14                 | 77           | <1   | -              | -                | -  | -                  | 8                  | 88   | 1                 | -              | -  | -                   | -                  | 11                 | 83           | <1                |
| Iran (Islamic Republic of) | 2015 | -  | -                | -                   | <1   | 91                 | 1            | 2  | 79             | 28               | 28   | 23                 | 60                 | 1  | 38                | -              | -  | -                   | 17                 | 68                 | 1            | 28                |
|                            | 2022 | -  | -                | -                   | <1   | 99                 | 1            | <1   | 76             | 23               | 23   | 31                 | 48                 | 1  | 51                | -              | -  | -                   | 24                 | 60                 | 1            | 39                |

| COUNTRY, AREA OR TERRITORY       | Year | Population (thousands) |     | RURAL          |                  |            |                 |                       |                    | URBAN          |                  |            |                 |                       |                    | TOTAL          |                  |            |                 |                       |       |
|----------------------------------|------|------------------------|-----|----------------|------------------|------------|-----------------|-----------------------|--------------------|----------------|------------------|------------|-----------------|-----------------------|--------------------|----------------|------------------|------------|-----------------|-----------------------|-------|
|                                  |      |                        |     | At least basic | Limited (shared) | Unimproved | Open defecation | Annual rate of change |                    | At least basic | Limited (shared) | Unimproved | Open defecation | Annual rate of change |                    | At least basic | Limited (shared) | Unimproved | Open defecation | Annual rate of change |       |
|                                  |      |                        |     |                |                  |            |                 | in at least basic     | in open defecation |                |                  |            |                 | in at least basic     | in open defecation |                |                  |            |                 |                       |       |
| % urban                          |      |                        |     |                |                  |            |                 |                       |                    |                |                  |            |                 |                       |                    |                |                  |            |                 |                       |       |
| Iraq                             | 2015 | 37 758                 | 70  | 86             | 3                | 10         | 1               |                       |                    |                |                  |            |                 |                       |                    |                |                  |            |                 |                       |       |
|                                  | 2022 | 44 496                 | 71  | 98             | <1               | 2          | <1              | 1.95                  | -0.67              | 99             | <1               | 1          | <1              | 0.96                  | -0.01              | 98             | <1               | 1          | <1              | 1.27                  | -0.21 |
| Ireland                          | 2015 | 4 666                  | 63  | 93             | 5                | 2          | <1              | 0.03                  | 0.00               | 87             | 8                | 5          | <1              | -0.09                 | 0.00               | 90             | 7                | 4          | <1              | -0.06                 | 0.00  |
|                                  | 2022 | 5 023                  | 64  | 94             | 5                | 2          | <1              |                       |                    | 87             | 8                | 5          | <1              |                       |                    | 89             | 7                | 4          | <1              |                       |       |
| Isle of Man                      | 2015 | 84                     | 52  | -              | -                | -          | -               | -                     | -                  | -              | -                | -          | -               | -                     | -                  | >99            | <1               | <1         | <1              | 0.00                  | 0.00  |
|                                  | 2022 | 85                     | 53  | -              | -                | -          | -               | -                     | -                  | -              | -                | -          | -               | -                     | -                  | >99            | <1               | <1         | <1              |                       |       |
| Israel                           | 2015 | 8 008                  | 92  | >99            | <1               | <1         | <1              | -0.05                 | 0.00               | >99            | <1               | <1         | <1              | 0.00                  | 0.00               | >99            | <1               | <1         | <1              | -0.00                 | 0.00  |
|                                  | 2022 | 9 038                  | 93  | 99             | <1               | 1          | <1              |                       |                    | >99            | <1               | <1         | <1              |                       |                    | >99            | <1               | <1         | <1              |                       |       |
| Italy                            | 2015 | 60 233                 | 70  | >99            | <1               | <1         | <1              | 0.00                  | 0.00               | >99            | <1               | <1         | <1              | 0.00                  | 0.00               | >99            | <1               | <1         | <1              | -0.00                 | 0.00  |
|                                  | 2022 | 59 037                 | 72  | >99            | <1               | <1         | <1              |                       |                    | >99            | <1               | <1         | <1              |                       |                    | >99            | <1               | <1         | <1              |                       |       |
| Jamaica                          | 2015 | 2 794                  | 55  | 89             | 10               | <1         | <1              | 0.42                  | -0.03              | 83             | 15               | <1         | <1              | -0.02                 | 0.02               | 86             | 13               | <1         | <1              | 0.17                  | -0.00 |
|                                  | 2022 | 2 827                  | 57  | 91             | 8                | <1         | <1              |                       |                    | 83             | 15               | <1         | <1              |                       |                    | 87             | 12               | <1         | <1              |                       |       |
| Japan                            | 2015 | 127 251                | 91  | -              | -                | -          | -               | -                     | -                  | -              | -                | -          | -               | -                     | -                  | >99            | <1               | <1         | <1              | -0.00                 | 0.00  |
|                                  | 2022 | 123 952                | 92  | -              | -                | -          | -               | -                     | -                  | -              | -                | -          | -               | -                     | -                  | >99            | <1               | <1         | <1              |                       |       |
| Jordan                           | 2015 | 9 494                  | 90  | 96             | 2                | 1          | <1              | -0.14                 | -0.03              | 98             | 1                | <1         | <1              | -0.07                 | 0.00               | 98             | 2                | <1         | <1              | -0.07                 | -0.01 |
|                                  | 2022 | 11 286                 | 92  | 95             | 3                | 2          | <1              |                       |                    | 97             | 2                | 1          | <1              |                       |                    | 97             | 2                | 1          | <1              |                       |       |
| Kazakhstan                       | 2015 | 17 836                 | 57  | 99             | <1               | <1         | <1              | 0.09                  | -0.00              | 97             | 3                | <1         | <1              | 0.02                  | 0.00               | 98             | 2                | <1         | <1              | 0.05                  | -0.00 |
|                                  | 2022 | 19 398                 | 58  | >99            | <1               | <1         | <1              |                       |                    | 97             | 3                | <1         | <1              |                       |                    | 98             | 2                | <1         | <1              |                       |       |
| Kenya                            | 2015 | 46 851                 | 26  | 33             | 15               | 39         | 13              | 0.35                  | -0.61              | 36             | 44               | 18         | 2               | 0.45                  | -0.10              | 34             | 23               | 34         | 10              | 0.39                  | -0.54 |
|                                  | 2022 | 54 027                 | 29  | 35             | 16               | 40         | 9               |                       |                    | 40             | 45               | 14         | <1              |                       |                    | 37             | 24               | 33         | 6               |                       |       |
| Kiribati                         | 2015 | 117                    | 52  | 35             | 5                | 10         | 50              | 0.92                  | -0.32              | 50             | 19               | 8          | 23              | -0.02                 | -0.25              | 43             | 12               | 9          | 36              | 0.56                  | -0.45 |
|                                  | 2022 | 131                    | 57  | 41             | 7                | 4          | 47              |                       |                    | 48             | 25               | 6          | 22              |                       |                    | 45             | 17               | 5          | 33              |                       |       |
| Kuwait                           | 2015 | 3 909                  | 100 | -              | -                | -          | -               | -                     | -                  | >99            | <1               | <1         | <1              | 0.00                  | 0.00               | >99            | <1               | <1         | <1              | 0.00                  | 0.00  |
|                                  | 2022 | 4 269                  | 100 | -              | -                | -          | -               | -                     | -                  | >99            | <1               | <1         | <1              |                       |                    | >99            | <1               | <1         | <1              |                       |       |
| Kyrgyzstan                       | 2015 | 5 915                  | 36  | 99             | <1               | <1         | <1              | 0.32                  | -0.00              | 94             | 5                | <1         | <1              | 0.14                  | -0.01              | 97             | 3                | <1         | <1              | 0.25                  | -0.00 |
|                                  | 2022 | 6 631                  | 37  | >99            | <1               | <1         | <1              |                       |                    | 95             | 5                | <1         | <1              |                       |                    | 98             | 2                | <1         | <1              |                       |       |
| Lao People's Democratic Republic | 2015 | 6 787                  | 33  | 58             | 2                | 4          | 36              | 2.33                  | -2.14              | 92             | 3                | 1          | 4               | 1.39                  | -0.97              | 69             | 3                | 3          | 25              | 2.33                  | -2.06 |
|                                  | 2022 | 7 529                  | 38  | 69             | 3                | 2          | 26              |                       |                    | 98             | 2                | <1         | <1              |                       |                    | 80             | 3                | 1          | 16              |                       |       |
| Latvia                           | 2015 | 1 992                  | 68  | 83             | 1                | 16         | <1              | -                     | -                  | 96             | 3                | 2          | <1              | -                     | -                  | 92             | 2                | 6          | <1              | -                     | -     |
|                                  | 2021 | 1 874                  | 68  | 84             | 1                | 15         | <1              |                       |                    | 96             | 3                | 1          | <1              |                       |                    | 92             | 2                | 5          | <1              |                       |       |
| Lebanon                          | 2015 | 6 399                  | 88  | -              | -                | -          | -               | -                     | -                  | -              | -                | -          | -               | -                     | -                  | 94             | <1               | 5          | <1              | 1.01                  | -0.00 |
|                                  | 2022 | 5 490                  | 89  | -              | -                | -          | -               | -                     | -                  | -              | -                | -          | -               | -                     | -                  | >99            | <1               | <1         | <1              |                       |       |
| Lesotho                          | 2015 | 2 119                  | 27  | 40             | 8                | 20         | 32              | 2.12                  | -1.68              | 41             | 39               | 14         | 5               | 1.18                  | -0.23              | 41             | 16               | 19         | 25              | 1.92                  | -1.48 |
|                                  | 2022 | 2 306                  | 30  | 52             | 11               | 18         | 20              |                       |                    | 47             | 46               | 3          | 4               |                       |                    | 50             | 21               | 13         | 15              |                       |       |
| Liberia                          | 2015 | 4 612                  | 50  | 7              | 16               | 14         | 63              | 0.27                  | -0.84              | 30             | 33               | 17         | 20              | 0.51                  | -0.58              | 19             | 25               | 15         | 42              | 0.48                  | -0.89 |
|                                  | 2022 | 5 303                  | 53  | 9              | 16               | 18         | 57              |                       |                    | 34             | 36               | 14         | 16              |                       |                    | 23             | 26               | 16         | 35              |                       |       |
| Libya                            | 2015 | 6 192                  | 79  | -              | -                | -          | -               | -                     | -                  | -              | -                | -          | -               | -                     | -                  | 92             | 7                | <1         | <1              | 0.08                  | -     |
|                                  | 2022 | 6 812                  | 81  | -              | -                | -          | -               | -                     | -                  | -              | -                | -          | -               | -                     | -                  | 92             | 7                | <1         | <1              |                       |       |
| Liechtenstein                    | 2015 | 37                     | 14  | -              | -                | -          | -               | -                     | -                  | -              | -                | -          | -               | -                     | -                  | >99            | <1               | <1         | <1              | 0.00                  | 0.00  |
|                                  | 2022 | 39                     | 15  | -              | -                | -          | -               | -                     | -                  | -              | -                | -          | -               | -                     | -                  | >99            | <1               | <1         | <1              |                       |       |
| Lithuania                        | 2015 | 2 964                  | 67  | 82             | 2                | 16         | <1              | 1.10                  | 0.00               | 96             | 2                | 2          | <1              | 0.17                  | 0.00               | 92             | 2                | 7          | <1              | 0.48                  | 0.00  |
|                                  | 2022 | 2 750                  | 68  | 91             | 1                | 8          | <1              |                       |                    | 98             | 1                | 1          | <1              |                       |                    | 95             | 1                | 3          | <1              |                       |       |
| Luxembourg                       | 2015 | 569                    | 90  | 99             | 1                | <1         | <1              | -0.00                 | 0.00               | 97             | 2                | <1         | <1              | -0.00                 | 0.00               | 98             | 2                | <1         | <1              | -0.01                 | 0.00  |
|                                  | 2022 | 648                    | 92  | 99             | 1                | <1         | <1              |                       |                    | 97             | 2                | <1         | <1              |                       |                    | 98             | 2                | <1         | <1              |                       |       |
| Madagascar                       | 2015 | 24 851                 | 35  | 8              | 11               | 35         | 46              | 0.38                  | -0.23              | 18             | 26               | 38         | 18              | 0.57                  | -0.13              | 11             | 16               | 36         | 36              | 0.50                  | -0.37 |
|                                  | 2022 | 29 612                 | 40  | 10             | 15               | 30         | 45              |                       |                    | 22             | 32               | 29         | 17              |                       |                    | 15             | 22               | 30         | 34              |                       |       |
| Malawi                           | 2015 | 16 939                 | 16  | 33             | 16               | 44         | 7               | 1.94                  | -0.64              | 39             | 31               | 29         | 2               | 1.08                  | -0.06              | 34             | 18               | 41         | 6               | 1.81                  | -0.56 |
|                                  | 2022 | 20 405                 | 18  | 50             | 24               | 24         | 3               |                       |                    | 48             | 39               | 12         | 1               |                       |                    | 49             | 27               | 22         | 3               |                       |       |
| Malaysia                         | 2015 | 31 069                 | 74  | 94             | 4                | <1         | 1               | 0.23                  | -                  | 96             | 4                | <1         | <1              | 0.07                  | -0.02              | 95             | 4                | <1         | <1              | 0.13                  | -     |
|                                  | 2022 | 33 938                 | 78  | 96             | 4                | <1         | -               |                       |                    | 96             | 4                | <1         | <1              |                       |                    | 96             | 4                | <1         | -               |                       |       |
| Maldives                         | 2015 | 436                    | 39  | 91             | <1               | 8          | <1              | 1.44                  | -0.93              | 99             | 1                | <1         | <1              | 0.33                  | -0.00              | 94             | <1               | 5          | <1              | 1.13                  | -0.68 |
|                                  | 2022 | 524                    | 42  | >99            | <1               | <1         | <1              |                       |                    | >99            | <1               | <1         | <1              |                       |                    | >99            | <1               | <1         | <1              |                       |       |
| Mali                             | 2015 | 18 113                 | 40  | 29             | 9                | 49         | 13              | 1.54                  | -0.85              | 51             | 31               | 16         | 2               | 1.19                  | -0.10              | 38             | 18               | 36         | 9               | 1.58                  | -0.69 |
|                                  | 2022 | 22 594                 | 45  | 42             | 7                | 43         | 7               |                       |                    | 60             | 28               | 10         | 1               |                       |                    | 50             | 17               | 28         | 5               |                       |       |



| COUNTRY, AREA OR TERRITORY       | Year | RURAL  |                  |                     |  |                    |              | URBAN  |                |                  |  |                    |                    | TOTAL  |                   |                |  |                     |                    |                    |              |                   |
|----------------------------------|------|--|------------------|---------------------|--|--------------------|--------------|--|----------------|------------------|--|--------------------|--------------------|--|-------------------|----------------|--|---------------------|--------------------|--------------------|--------------|-------------------|
|                                  |      | Proportion of population using improved sanitation facilities (excluding shared) |                  |                     | Proportion of population using improved sanitation facilities (including shared) |                    |              | Proportion of population using improved sanitation facilities (excluding shared) |                |                  | Proportion of population using improved sanitation facilities (including shared) |                    |                    | Proportion of population using improved sanitation facilities (excluding shared) |                   |                | Proportion of population using improved sanitation facilities (including shared) |                     |                    |                    |              |                   |
|                                  |      | Safely managed   | Disposed in situ | Emptied and treated | Wastewater treated   | Latrines and other | Septic tanks | Sewer connections  | Safely managed | Disposed in situ | Emptied and treated  | Wastewater treated | Latrines and other | Septic tanks   | Sewer connections | Safely managed | Disposed in situ   | Emptied and treated | Wastewater treated | Latrines and other | Septic tanks | Sewer connections |
| Iraq                             | 2015 | 38   | 34               | <1                  | 4  | 16                 | 67           | 6  | 43             | 17               | <1   | 27                 | 10                 | 50   | 37                | 42             | 22   | <1                  | 20                 | 12                 | 55           | 28                |
| Iraq                             | 2022 | 48   | 41               | <1                  | 7  | 8                  | 82           | 8  | 55             | 20               | <1   | 35                 | 6                  | 53   | 39                | 53             | 26   | <1                  | 27                 | 7                  | 62           | 30                |
| Ireland                          | 2015 | 71   | 51               | <1                  | 20   | 10                 | 67           | 22   | 82             | <1               | <1   | 80                 | <1                 | 2  | 92                | 78             | 20   | <1                  | 57                 | 4                  | 26           | 66                |
| Ireland                          | 2022 | 71   | 50               | <1                  | 21   | 11                 | 65           | 22   | 85             | <1               | <1   | 83                 | <1                 | 2  | 92                | 80             | 18   | <1                  | 61                 | 5                  | 25           | 67                |
| Isle of Man                      | 2015 | -  | -                | -                   | -  | -                  | -            | -  | -              | -                | -  | -                  | -                  | -  | -                 | 85             | 3  | 3                   | 80                 | <1                 | 10           | 90                |
| Isle of Man                      | 2022 | -  | -                | -                   | -  | -                  | -            | -  | -              | -                | -  | -                  | -                  | -  | -                 | 85             | 3  | 3                   | 80                 | <1                 | 10           | 90                |
| Israel                           | 2015 | 89   | 1                | 1                   | 87   | <1                 | 5            | 95   | 91             | <1               | <1   | 91                 | <1                 | <1   | >99               | 91             | <1   | <1                  | 91                 | <1                 | <1           | >99               |
| Israel                           | 2022 | 94   | <1               | <1                  | 92   | <1                 | 4            | 95   | 96             | <1               | <1   | 96                 | <1                 | <1   | >99               | 96             | <1   | <1                  | 96                 | <1                 | <1           | >99               |
| Italy                            | 2015 | 78   | 2                | 2                   | 75   | <1                 | 6            | 94   | 79             | <1               | <1   | 78                 | <1                 | 2  | 98                | 79             | <1   | <1                  | 77                 | <1                 | 3            | 97                |
| Italy                            | 2022 | 78   | 2                | 2                   | 75   | <1                 | 6            | 94   | 79             | <1               | <1   | 78                 | <1                 | 2  | 98                | 79             | <1   | <1                  | 77                 | <1                 | 3            | 97                |
| Jamaica                          | 2015 | -  | -                | -                   | 2  | 74                 | 19           | 6  | -              | -                | -  | 12                 | 34                 | 29   | 35                | -              | -  | -                   | 7                  | 52                 | 25           | 22                |
| Jamaica                          | 2022 | -  | -                | -                   | 2  | 74                 | 19           | 6  | -              | -                | -  | 12                 | 34                 | 29   | 36                | -              | -  | -                   | 8                  | 51                 | 25           | 23                |
| Japan                            | 2015 | -  | -                | -                   | -  | -                  | -            | -  | -              | -                | -  | -                  | -                  | -  | -                 | 99             | <1   | 25                  | 73                 | 6                  | 21           | 73                |
| Japan                            | 2022 | -  | -                | -                   | -  | -                  | -            | -  | -              | -                | -  | -                  | -                  | -  | -                 | >99            | <1   | 19                  | 80                 | 2                  | 18           | 80                |
| Jordan                           | 2015 | -  | -                | -                   | 14   | 2                  | 82           | 14   | 84             | 7                | 7  | 69                 | 1                  | 28   | 71                | 81             | 9  | 9                   | 64                 | 1                  | 33           | 65                |
| Jordan                           | 2022 | -  | -                | -                   | 20   | 3                  | 74           | 20   | 84             | 7                | 7  | 70                 | 2                  | 26   | 71                | 82             | 8  | 8                   | 66                 | 2                  | 30           | 67                |
| Kazakhstan                       | 2015 | -  | -                | -                   | 3  | 89                 | 7            | 3  | 85             | 15               | 14   | 56                 | 27                 | 8  | 64                | -              | -  | -                   | 33                 | 54                 | 8            | 38                |
| Kazakhstan                       | 2022 | -  | -                | -                   | 2  | 90                 | 7            | 2  | 84             | 15               | 14   | 55                 | 27                 | 10   | 63                | -              | -  | -                   | 33                 | 54                 | 9            | 38                |
| Kenya                            | 2015 | 31   | 30               | <1                  | <1   | 46                 | 1            | <1   | 26             | 20               | <1   | 6                  | 43                 | 13   | 25                | 29             | 28   | <1                  | 2                  | 45                 | 4            | 7                 |
| Kenya                            | 2022 | 33   | 33               | <1                  | <1   | 49                 | 2            | <1   | 28             | 23               | <1   | 5                  | 46                 | 17   | 21                | 31             | 30   | <1                  | 1                  | 48                 | 6            | 6                 |
| Kiribati                         | 2015 | 22   | 21               | <1                  | <1   | 15                 | 23           | 2  | 25             | 20               | <1   | 5                  | 10                 | 44   | 14                | 23             | 20   | <1                  | 3                  | 13                 | 34           | 8                 |
| Kiribati                         | 2022 | 25   | 25               | <1                  | <1   | 16                 | 32           | <1   | 25             | 21               | <1   | 3                  | 14                 | 49   | 10                | 25             | 23   | <1                  | 2                  | 15                 | 42           | 5                 |
| Kuwait                           | 2015 | -  | -                | -                   | -  | -                  | -            | -  | >99            | <1               | <1   | >99                | <1                 | -  | >99               | >99            | <1   | <1                  | >99                | <1                 | -            | >99               |
| Kuwait                           | 2022 | -  | -                | -                   | -  | -                  | -            | -  | >99            | <1               | <1   | >99                | <1                 | -  | >99               | >99            | <1   | <1                  | >99                | <1                 | -            | >99               |
| Kyrgyzstan                       | 2015 | 96   | 95               | <1                  | 1  | 98                 | <1           | 1  | 84             | 45               | <1   | 39                 | 55                 | 2  | 43                | 91             | 77   | <1                  | 15                 | 83                 | <1           | 16                |
| Kyrgyzstan                       | 2022 | 96   | 96               | <1                  | <1   | >99                | <1           | <1   | 86             | 46               | <1   | 40                 | 57                 | 1  | 42                | 93             | 78   | <1                  | 15                 | 83                 | <1           | 16                |
| Lao People's Democratic Republic | 2015 | 51   | 50               | <1                  | <1   | 51                 | 9            | <1   | 60             | 59               | <1   | 1                  | 59                 | 34   | 2                 | 54             | 53   | <1                  | <1                 | 53                 | 17           | 1                 |
| Lao People's Democratic Republic | 2022 | 60   | 59               | <1                  | <1   | 60                 | 11           | <1   | 63             | 62               | <1   | <1                 | 60                 | 38   | 2                 | 61             | 61   | <1                  | <1                 | 60                 | 21           | 1                 |
| Latvia                           | 2015 | -  | -                | -                   | -  | -                  | -            | -  | -              | -                | -  | -                  | -                  | -  | -                 | 79             | 5  | 5                   | 68                 | <1                 | 21           | 73                |
| Latvia                           | 2021 | -  | -                | -                   | -  | -                  | -            | -  | -              | -                | -  | -                  | -                  | -  | -                 | 85             | 4  | 4                   | 78                 | <1                 | 15           | 80                |
| Lebanon                          | 2015 | -  | -                | -                   | -  | -                  | -            | -  | -              | -                | -  | -                  | -                  | -  | -                 | 24             | 7  | 2                   | 16                 | 8                  | 13           | 74                |
| Lebanon                          | 2022 | -  | -                | -                   | -  | -                  | -            | -  | -              | -                | -  | -                  | -                  | -  | -                 | 26             | 7  | 2                   | 17                 | 8                  | 13           | 79                |
| Lesotho                          | 2015 | 40   | 40               | <1                  | <1   | 48                 | <1           | <1   | 34             | 33               | <1   | <1                 | 73                 | 3  | 4                 | 38             | 38   | <1                  | <1                 | 55                 | 1            | 1                 |
| Lesotho                          | 2022 | 51   | 51               | <1                  | <1   | 62                 | <1           | <1   | 39             | 39               | <1   | <1                 | 87                 | 3  | 4                 | 48             | 47   | <1                  | <1                 | 69                 | 1            | 1                 |
| Liberia                          | 2015 | -  | -                | -                   | -  | 19                 | 3            | <1   | -              | -                | -  | -                  | 26                 | 35   | 2                 | -              | -  | -                   | -                  | 23                 | 19           | 1                 |
| Liberia                          | 2022 | -  | -                | -                   | -  | 19                 | 6            | <1   | -              | -                | -  | -                  | 21                 | 49   | <1                | -              | -  | -                   | -                  | 20                 | 29           | <1                |
| Libya                            | 2015 | -  | -                | -                   | -  | -                  | -            | -  | -              | -                | -  | -                  | -                  | -  | -                 | 24             | 12   | 2                   | 10                 | 22                 | 8            | 69                |
| Libya                            | 2022 | -  | -                | -                   | -  | -                  | -            | -  | -              | -                | -  | -                  | -                  | -  | -                 | 24             | 12   | 2                   | 10                 | 22                 | 8            | 69                |
| Liechtenstein                    | 2015 | -  | -                | -                   | -  | -                  | -            | -  | -              | -                | -  | -                  | -                  | -  | -                 | 96             | <1   | <1                  | 96                 | <1                 | 1            | 99                |
| Liechtenstein                    | 2022 | -  | -                | -                   | -  | -                  | -            | -  | -              | -                | -  | -                  | -                  | -  | -                 | 96             | <1   | <1                  | 96                 | <1                 | 1            | 99                |
| Lithuania                        | 2015 | 81   | 2                | 2                   | 77   | 4                  | -            | 81   | 94             | <1               | <1   | 94                 | <1                 | -  | 98                | 90             | <1   | <1                  | 89                 | 1                  | -            | 92                |
| Lithuania                        | 2022 | 91   | 6                | 6                   | 79   | 11                 | -            | 81   | 98             | <1               | <1   | 98                 | <1                 | -  | 99                | 95             | 2  | 2                   | 92                 | 4                  | -            | 93                |
| Luxembourg                       | 2015 | 87   | 5                | 5                   | 77   | <1                 | 19           | 81   | 94             | <1               | <1   | 94                 | <1                 | <1   | >99               | 94             | <1   | <1                  | 93                 | <1                 | 2            | 98                |
| Luxembourg                       | 2022 | 88   | 5                | 5                   | 79   | <1                 | 19           | 81   | 96             | <1               | <1   | 96                 | <1                 | <1   | >99               | 96             | <1   | <1                  | 95                 | <1                 | 2            | 98                |
| Madagascar                       | 2015 | 7  | 7                | <1                  | <1   | 17                 | 1            | <1   | 13             | 13               | <1   | <1                 | 29                 | 13   | 2                 | 9              | 9  | <1                  | <1                 | 21                 | 5            | <1                |
| Madagascar                       | 2022 | 10   | 10               | <1                  | <1   | 23                 | 1            | <1   | 16             | 16               | <1   | <1                 | 35                 | 17   | 2                 | 12             | 12   | <1                  | <1                 | 28                 | 8            | 1                 |
| Malawi                           | 2015 | 31   | 31               | <1                  | <1   | 47                 | <1           | <1   | 32             | 31               | <1   | 2                  | 51                 | 13   | 6                 | 32             | 31   | <1                  | <1                 | 48                 | 3            | 2                 |
| Malawi                           | 2022 | 47   | 47               | <1                  | <1   | 72                 | <1           | <1   | 41             | 40               | <1   | 2                  | 68                 | 13   | 6                 | 46             | 46   | <1                  | <1                 | 72                 | 3            | 2                 |
| Malaysia                         | 2015 | -  | -                | -                   | -  | -                  | -            | -  | -              | -                | -  | -                  | -                  | -  | -                 | 81             | 11   | 1                   | 69                 | <1                 | 23           | 75                |
| Malaysia                         | 2022 | -  | -                | -                   | -  | -                  | -            | -  | -              | -                | -  | -                  | -                  | -  | -                 | 86             | 8  | <1                  | 77                 | <1                 | 18           | 82                |
| Maldives                         | 2015 | -  | -                | -                   | -  | 4                  | 55           | 33   | -              | -                | -  | -                  | <1                 | <1   | >99               | -              | -  | -                   | -                  | 3                  | 34           | 59                |
| Maldives                         | 2022 | -  | -                | -                   | -  | <1                 | 55           | 44   | -              | -                | -  | -                  | <1                 | <1   | >99               | -              | -  | -                   | -                  | <1                 | 32           | 67                |
| Mali                             | 2015 | 16   | 16               | <1                  | <1   | 37                 | <1           | <1   | 7              | 5                | <1   | 2                  | 68                 | 9  | 5                 | 12             | 12   | <1                  | <1                 | 49                 | 4            | 2                 |
| Mali                             | 2022 | 23   | 23               | <1                  | <1   | 48                 | <1           | <1   | 8              | 6                | <1   | 1                  | 70                 | 14   | 4                 | 16             | 15   | <1                  | <1                 | 58                 | 7            | 2                 |

| COUNTRY, AREA OR TERRITORY       | Year | Population (thousands) |         | RURAL          |                  |            |                 |                       |                    | URBAN          |                  |            |                 |                       |                    | TOTAL          |                  |            |                 |                       |                    |
|----------------------------------|------|------------------------|---------|----------------|------------------|------------|-----------------|-----------------------|--------------------|----------------|------------------|------------|-----------------|-----------------------|--------------------|----------------|------------------|------------|-----------------|-----------------------|--------------------|
|                                  |      | Population (thousands) | % urban | At least basic | Limited (shared) | Unimproved | Open defecation | Annual rate of change |                    | At least basic | Limited (shared) | Unimproved | Open defecation | Annual rate of change |                    | At least basic | Limited (shared) | Unimproved | Open defecation | Annual rate of change |                    |
|                                  |      |                        |         |                |                  |            |                 | in at least basic     | in open defecation |                |                  |            |                 | in at least basic     | in open defecation |                |                  |            |                 | in at least basic     | in open defecation |
| Malta                            | 2015 | 457                    | 94      | >99            | <1               | <1         | <1              |                       |                    | >99            | <1               | <1         | <1              |                       |                    | >99            | <1               | <1         | <1              |                       |                    |
|                                  | 2022 | 533                    | 95      | >99            | <1               | <1         | <1              | 0.00                  | 0.00               | >99            | <1               | <1         | <1              | 0.00                  | 0.00               | >99            | <1               | <1         | <1              | -0.00                 | 0.00               |
| Marshall Islands                 | 2015 | 49                     | 76      | 62             | 5                | 6          | 27              | -                     | -                  | 90             | 4                | 2          | 4               | -                     | -                  | 83             | 4                | 3          | 10              | -                     | -                  |
|                                  | 2022 | 42                     | 79      | 62             | 9                | 8          | 21              | -                     | -                  | 87             | 6                | 2          | 5               | -                     | -                  | 81             | 7                | 3          | 9               | -                     | -                  |
| Martinique                       | 2015 | 384                    | 89      | -              | -                | -          | -               | -                     | -                  | -              | -                | -          | -               | -                     | -                  | 99             | <1               | 1          | <1              | -                     | -                  |
|                                  | 2022 | 368                    | 89      | -              | -                | -          | -               | -                     | -                  | -              | -                | -          | -               | -                     | -                  | >99            | <1               | <1         | <1              | -                     | -                  |
| Mauritania                       | 2015 | 3 946                  | 51      | 19             | 7                | 12         | 62              | 0.86                  | -0.90              | 63             | 14               | 13         | 10              | 1.90                  | -0.70              | 42             | 11               | 12         | 35              | 1.72                  | -1.25              |
|                                  | 2022 | 4 736                  | 57      | 25             | 9                | 10         | 56              |                       |                    | 79             | 10               | 6          | 5               |                       |                    | 56             | 10               | 8          | 27              |                       |                    |
| Mauritius                        | 2015 | 1 293                  | 41      | 95             | 4                | <1         | <1              | -                     | -                  | 96             | 4                | <1         | <1              | 0.16                  | 0.01               | 95             | 4                | <1         | <1              | -                     | -                  |
|                                  | 2022 | 1 299                  | 41      | -              | -                | -          | -               | -                     | -                  | 96             | 4                | <1         | <1              | -                     | -                  | -              | -                | -          | -               | -                     | -                  |
| Mayotte                          | 2015 | 250                    | 47      | -              | -                | -          | -               | -                     | -                  | -              | -                | -          | -               | -                     | -                  | 89             | <1               | 11         | <1              | -                     | -                  |
|                                  | 2022 | 326                    | 45      | -              | -                | -          | -               | -                     | -                  | -              | -                | -          | -               | -                     | -                  | >99            | <1               | <1         | <1              | -                     | -                  |
| Mexico                           | 2015 | 120 150                | 79      | 78             | 8                | 7          | 8               |                       |                    | 91             | 7                | 1          | 1               | 0.37                  | -0.17              | 88             | 7                | 2          | 2               | 0.67                  | -0.42              |
|                                  | 2022 | 127 504                | 81      | 88             | 10               | 2          | <1              | 1.48                  | -1.15              | 94             | 6                | <1         | <1              |                       |                    | 93             | 7                | <1         | <1              |                       |                    |
| Micronesia (Federated States of) | 2015 | 109                    | 22      | -              | -                | -          | -               | -                     | -                  | -              | -                | -          | -               | -                     | -                  | 86             | <1               | 14         | -               | -                     | -                  |
|                                  | 2020 | 112                    | 23      | -              | -                | -          | -               | -                     | -                  | -              | -                | -          | -               | -                     | -                  | 90             | <1               | 10         | -               | -                     | -                  |
| Monaco                           | 2015 | 37                     | 100     | -              | -                | -          | -               | -                     | -                  | >99            | <1               | <1         | <1              | 0.00                  | 0.00               | >99            | <1               | <1         | <1              | 0.00                  | 0.00               |
|                                  | 2022 | 36                     | 100     | -              | -                | -          | -               | -                     | -                  | >99            | <1               | <1         | <1              |                       |                    | >99            | <1               | <1         | <1              |                       |                    |
| Mongolia                         | 2015 | 2 965                  | 68      | 45             | 23               | 7          | 25              | 1.54                  | -1.33              | 71             | 26               | 2          | <1              | 0.72                  | -0.05              | 63             | 25               | 4          | 8               | 1.17                  | -0.68              |
|                                  | 2022 | 3 398                  | 69      | 57             | 22               | 6          | 15              |                       |                    | 76             | 22               | 2          | <1              |                       |                    | 70             | 22               | 3          | 5               |                       |                    |
| Montenegro                       | 2015 | 634                    | 66      | 92             | <1               | 7          | <1              | -                     | -                  | 98             | 1                | 1          | <1              | -                     | -                  | 96             | 1                | 3          | <1              | -                     | -                  |
|                                  | 2022 | 627                    | 68      | 94             | <1               | 6          | <1              | -                     | -                  | >99            | <1               | <1         | <1              | -                     | -                  | 98             | <1               | 2          | <1              | -                     | -                  |
| Montserrat                       | 2015 | 5                      | 9       | -              | -                | -          | -               | -                     | -                  | -              | -                | -          | -               | -                     | -                  | 87             | 10               | 1          | 1               | 0.34                  | -0.16              |
|                                  | 2022 | 4                      | 9       | -              | -                | -          | -               | -                     | -                  | -              | -                | -          | -               | -                     | -                  | 89             | 11               | <1         | <1              |                       |                    |
| Morocco                          | 2015 | 34 680                 | 61      | 66             | 2                | 19         | 12              |                       |                    | 93             | 5                | 2          | <1              | 0.55                  | -0.08              | 83             | 4                | 9          | 5               | 0.90                  | -1.04              |
|                                  | 2022 | 37 458                 | 65      | 71             | <1               | 28         | <1              | 1.03                  | -2.14              | 96             | 2                | 2          | <1              |                       |                    | 88             | 2                | 11         | <1              |                       |                    |
| Mozambique                       | 2015 | 26 843                 | 34      | 15             | 2                | 40         | 43              | 0.95                  | -2.01              | 52             | 9                | 28         | 11              | 1.38                  | -0.87              | 28             | 4                | 36         | 32              | 1.23                  | -1.77              |
|                                  | 2022 | 32 970                 | 38      | 23             | 2                | 47         | 28              |                       |                    | 61             | 11               | 23         | 5               |                       |                    | 37             | 5                | 38         | 20              |                       |                    |
| Myanmar                          | 2015 | 51 484                 | 30      | 68             | 10               | 12         | 11              | 0.64                  | -0.17              | 80             | 13               | 6          | <1              | 0.01                  | -0.03              | 71             | 11               | 10         | 8               | 0.49                  | -0.15              |
|                                  | 2022 | 54 179                 | 32      | 72             | 10               | 8          | 10              |                       |                    | 79             | 15               | 5          | <1              |                       |                    | 74             | 12               | 7          | 7               |                       |                    |
| Namibia                          | 2015 | 2 283                  | 47      | 18             | 4                | 15         | 63              | 0.30                  | -1.04              | 52             | 21               | 8          | 19              | -0.44                 | 0.23               | 34             | 12               | 12         | 43              | 0.35                  | -0.99              |
|                                  | 2022 | 2 567                  | 54      | 20             | 4                | 20         | 57              |                       |                    | 50             | 21               | 9          | 20              |                       |                    | 36             | 13               | 14         | 37              |                       |                    |
| Nauru                            | 2015 | 11                     | 100     | -              | -                | -          | -               | -                     | -                  | 66             | 31               | <1         | 2               | -                     | -                  | 66             | 31               | <1         | 2               | -                     | -                  |
|                                  | 2021 | 13                     | 100     | -              | -                | -          | -               | -                     | -                  | 66             | 31               | <1         | 3               | -                     | -                  | 66             | 31               | <1         | 3               | -                     | -                  |
| Nepal                            | 2015 | 27 610                 | 19      | 57             | 11               | 4          | 28              | 3.16                  | -3.13              | 64             | 26               | 2          | 8               | 2.14                  | -0.74              | 59             | 14               | 4          | 24              | 3.02                  | -2.83              |
|                                  | 2022 | 30 548                 | 21      | 81             | 8                | 3          | 8               |                       |                    | 79             | 17               | <1         | 3               |                       |                    | 80             | 10               | 2          | 7               |                       |                    |
| Netherlands (Kingdom of the)     | 2015 | 17 041                 | 90      | >99            | <1               | <1         | <1              | -0.00                 | 0.00               | 98             | 3                | <1         | <1              | 0.00                  | 0.00               | 98             | 2                | <1         | <1              | -0.02                 | 0.00               |
|                                  | 2022 | 17 564                 | 93      | >99            | <1               | <1         | <1              |                       |                    | 98             | 3                | <1         | <1              |                       |                    | 98             | 2                | <1         | <1              |                       |                    |
| New Caledonia                    | 2015 | 283                    | 69      | -              | -                | -          | -               | -                     | -                  | -              | -                | -          | -               | -                     | -                  | >99            | <1               | <1         | <1              | 0.00                  | 0.00               |
|                                  | 2022 | 290                    | 72      | -              | -                | -          | -               | -                     | -                  | -              | -                | -          | -               | -                     | -                  | >99            | <1               | <1         | <1              |                       |                    |
| New Zealand                      | 2015 | 4 591                  | 86      | >99            | <1               | <1         | <1              | 0.00                  | 0.00               | >99            | <1               | <1         | <1              | 0.00                  | 0.00               | >99            | <1               | <1         | <1              | 0.00                  | 0.00               |
|                                  | 2022 | 5 185                  | 87      | >99            | <1               | <1         | <1              |                       |                    | >99            | <1               | <1         | <1              |                       |                    | >99            | <1               | <1         | <1              |                       |                    |
| Nicaragua                        | 2015 | 6 299                  | 58      | 60             | 5                | 19         | 16              | -                     | -                  | 81             | 8                | 10         | 2               | -                     | -                  | 72             | 7                | 14         | 7               | -                     | -                  |
|                                  | 2020 | 6 756                  | 59      | 61             | 6                | 19         | 15              |                       |                    | 81             | 8                | 9          | 1               |                       |                    | 73             | 7                | 13         | 7               |                       |                    |
| Niger                            | 2015 | 20 128                 | 16      | 7              | 4                | 7          | 82              | 0.32                  | -0.84              | 43             | 27               | 17         | 14              | 1.30                  | -0.57              | 13             | 8                | 8          | 71              | 0.50                  | -0.82              |
|                                  | 2022 | 26 208                 | 17      | 9              | 6                | 9          | 76              |                       |                    | 53             | 29               | 9          | 10              |                       |                    | 16             | 10               | 9          | 65              |                       |                    |
| Nigeria                          | 2015 | 183 996                | 48      | 32             | 10               | 27         | 31              | 0.27                  | 0.04               | 47             | 31               | 12         | 9               | 1.33                  | -0.26              | 39             | 20               | 20         | 21              | 0.84                  | -0.27              |
|                                  | 2022 | 218 541                | 54      | 34             | 7                | 28         | 31              |                       |                    | 58             | 24               | 11         | 7               |                       |                    | 47             | 16               | 19         | 18              |                       |                    |
| Niue                             | 2015 | 2                      | 43      | -              | -                | -          | -               | -                     | -                  | -              | -                | -          | -               | -                     | -                  | 98             | <1               | 1          | <1              | -0.12                 | 0.02               |
|                                  | 2022 | 2                      | 48      | -              | -                | -          | -               | -                     | -                  | -              | -                | -          | -               | -                     | -                  | 97             | <1               | 2          | <1              |                       |                    |
| North Macedonia                  | 2015 | 2 108                  | 57      | 92             | 3                | 5          | <1              | 0.73                  | -0.03              | 98             | 2                | <1         | <1              | 0.29                  | 0.00               | 95             | 2                | 2          | <1              | 0.47                  | -0.01              |
|                                  | 2022 | 2 094                  | 59      | 98             | <1               | 1          | <1              |                       |                    | >99            | <1               | <1         | <1              |                       |                    | 99             | <1               | <1         | <1              |                       |                    |
| Northern Mariana Islands         | 2015 | 52                     | 91      | -              | -                | -          | -               | -                     | -                  | -              | -                | -          | -               | -                     | -                  | 79             | 19               | 2          | <1              | 0.21                  | -0.00              |
|                                  | 2022 | 50                     | 92      | -              | -                | -          | -               | -                     | -                  | -              | -                | -          | -               | -                     | -                  | 80             | 19               | <1         | <1              |                       |                    |
| Norway                           | 2015 | 5 190                  | 81      | 98             | 2                | <1         | <1              | 0.00                  | 0.00               | 98             | 2                | <1         | <1              | 0.00                  | 0.00               | 98             | 2                | <1         | <1              | -0.00                 | 0.00               |
|                                  | 2022 | 5 434                  | 84      | 98             | 2                | <1         | <1              |                       |                    | 98             | 2                | <1         | <1              |                       |                    | 98             | 2                | <1         | <1              |                       |                    |

| COUNTRY, AREA OR TERRITORY       | Year | RURAL  |                  |                     |  |                    |              | URBAN  |                |                  |  |                    |                    | TOTAL  |                   |                |  |                     |                    |                    |              |                   |
|----------------------------------|------|--|------------------|---------------------|--|--------------------|--------------|--|----------------|------------------|--|--------------------|--------------------|--|-------------------|----------------|--|---------------------|--------------------|--------------------|--------------|-------------------|
|                                  |      | Proportion of population using improved sanitation facilities (excluding shared) |                  |                     | Proportion of population using improved sanitation facilities (including shared) |                    |              | Proportion of population using improved sanitation facilities (excluding shared) |                |                  | Proportion of population using improved sanitation facilities (including shared) |                    |                    | Proportion of population using improved sanitation facilities (excluding shared) |                   |                | Proportion of population using improved sanitation facilities (including shared) |                     |                    |                    |              |                   |
|                                  |      | Safely managed   | Disposed in situ | Emptied and treated | Wastewater treated   | Latrines and other | Septic tanks | Sewer connections  | Safely managed | Disposed in situ | Emptied and treated  | Wastewater treated | Latrines and other | Septic tanks   | Sewer connections | Safely managed | Disposed in situ   | Emptied and treated | Wastewater treated | Latrines and other | Septic tanks | Sewer connections |
| Malta                            | 2015 | -  | -                | -                   | -  | -                  | -            | -  | -              | -                | -  | -                  | -                  | -  | 89                | <1             | 1  | 88                  | 1                  | -                  | -            | 99                |
| Malta                            | 2022 | -  | -                | -                   | -  | -                  | -            | -  | -              | -                | -  | -                  | -                  | -  | 88                | <1             | <1   | 87                  | <1                 | -                  | -            | >99               |
| Marshall Islands                 | 2015 | -  | -                | -                   | -  | 14                 | 51           | 2  | -              | -                | -  | 4                  | 28                 | 62   | -                 | -              | -  | -                   | 6                  | 34                 | 48           | -                 |
| Marshall Islands                 | 2022 | -  | -                | -                   | -  | <1                 | 67           | 4  | -              | -                | -  | <1                 | 27                 | 66   | -                 | -              | -  | -                   | <1                 | 35                 | 53           | -                 |
| Martinique                       | 2015 | -  | -                | -                   | -  | -                  | -            | -  | -              | -                | -  | -                  | -                  | -  | -                 | -              | -  | 45                  | 2                  | 51                 | 45           | -                 |
| Martinique                       | 2022 | -  | -                | -                   | -  | -                  | -            | -  | -              | -                | -  | -                  | -                  | -  | -                 | -              | -  | 46                  | 1                  | 52                 | 46           | -                 |
| Mauritania                       | 2015 | -  | -                | -                   | -  | 18                 | 7            | <1   | -              | -                | -  | 48                 | 23                 | 7  | -                 | -              | -  | -                   | 33                 | 15                 | 4            | -                 |
| Mauritania                       | 2022 | -  | -                | -                   | -  | 22                 | 11           | 1  | -              | -                | -  | 60                 | 20                 | 9  | -                 | -              | -  | -                   | 44                 | 16                 | 6            | -                 |
| Mauritius                        | 2015 | -  | -                | -                   | 4  | 85                 | 9            | 5  | -              | -                | 35   | 47                 | 4                  | 49   | -                 | -              | -  | 16                  | 69                 | 7                  | 23           | -                 |
| Mauritius                        | 2022 | -  | -                | -                   | -  | -                  | -            | -  | -              | -                | 34   | 47                 | 4                  | 49   | -                 | -              | -  | -                   | -                  | -                  | -            | -                 |
| Mayotte                          | 2015 | -  | -                | -                   | -  | -                  | -            | -  | -              | -                | -  | -                  | -                  | -  | -                 | -              | -  | -                   | 18                 | 35                 | 35           | -                 |
| Mayotte                          | 2022 | -  | -                | -                   | -  | -                  | -            | -  | -              | -                | -  | -                  | -                  | -  | -                 | -              | -  | -                   | 7                  | 35                 | 58           | -                 |
| Mexico                           | 2015 | -  | -                | -                   | 16   | 11                 | 41           | 34   | 47             | 2                | 1  | 44                 | <1                 | 9  | 88                | 45             | 5  | 3                   | 38                 | 3                  | 15           | 77                |
| Mexico                           | 2022 | -  | -                | -                   | 25   | 10                 | 49           | 40   | 65             | 2                | 1  | 62                 | <1                 | 8  | 92                | 63             | 5  | 3                   | 55                 | 2                  | 16           | 82                |
| Micronesia (Federated States of) | 2015 | -  | -                | -                   | -  | -                  | -            | -  | -              | -                | -  | -                  | -                  | -  | -                 | -              | -  | -                   | 8                  | 50                 | 29           | -                 |
| Micronesia (Federated States of) | 2020 | -  | -                | -                   | -  | -                  | -            | -  | -              | -                | -  | -                  | -                  | -  | -                 | -              | -  | -                   | 8                  | 52                 | 30           | -                 |
| Monaco                           | 2015 | -  | -                | -                   | -  | -                  | -            | -  | >99            | <1               | <1   | >99                | <1                 | -  | >99               | >99            | <1   | <1                  | >99                | <1                 | -            | >99               |
| Monaco                           | 2022 | -  | -                | -                   | -  | -                  | -            | -  | >99            | <1               | <1   | >99                | <1                 | -  | >99               | >99            | <1   | <1                  | >99                | <1                 | -            | >99               |
| Mongolia                         | 2015 | 45   | 42               | <1                  | 2  | 64                 | <1           | 3  | 66             | 41               | <1   | 25                 | 59                 | <1   | 37                | 59             | 41   | <1                  | 18                 | 61                 | <1           | 26                |
| Mongolia                         | 2022 | 56   | 53               | <1                  | 3  | 74                 | <1           | 5  | 70             | 43               | <1   | 27                 | 59                 | 1  | 38                | 66             | 46   | <1                  | 20                 | 64                 | <1           | 27                |
| Montenegro                       | 2015 | 39   | 29               | <1                  | 10   | 5                  | 68           | 20   | 46             | 14               | 2  | 30                 | 1                  | 36   | 62                | 44             | 19   | 2                   | 23                 | 2                  | 47           | 48                |
| Montenegro                       | 2022 | 43   | 30               | <1                  | 13   | 2                  | 75           | 17   | 64             | 15               | 4  | 45                 | <1                 | 42   | 58                | 57             | 20   | 3                   | 35                 | <1                 | 52           | 45                |
| Montserrat                       | 2015 | -  | -                | -                   | -  | -                  | -            | -  | -              | -                | -  | -                  | -                  | -  | -                 | -              | -  | -                   | -                  | <1                 | 78           | 19                |
| Montserrat                       | 2022 | -  | -                | -                   | -  | -                  | -            | -  | -              | -                | -  | -                  | -                  | -  | -                 | -              | -  | -                   | -                  | <1                 | 80           | 20                |
| Morocco                          | 2015 | -  | -                | -                   | <1   | 29                 | 35           | 5  | 34             | 2                | <1   | 31                 | 1                  | 6  | 90                | 58             | 10   | 9                   | 19                 | 12                 | 18           | 57                |
| Morocco                          | 2022 | -  | -                | -                   | <1   | 28                 | 39           | 6  | 34             | 1                | <1   | 33                 | <1                 | 5  | 93                | 61             | 9  | 8                   | 21                 | 10                 | 17           | 62                |
| Mozambique                       | 2015 | 14   | 14               | <1                  | <1   | 16                 | <1           | <1   | -              | -                | -  | -                  | 38                 | 19   | 4                 | -              | -  | -                   | -                  | 24                 | 7            | 1                 |
| Mozambique                       | 2022 | 21   | 21               | <1                  | <1   | 23                 | 1            | <1   | -              | -                | -  | -                  | 44                 | 25   | 3                 | -              | -  | -                   | -                  | 31                 | 10           | 1                 |
| Myanmar                          | 2015 | 63   | 62               | <1                  | <1   | 69                 | 8            | <1   | 57             | 56               | <1   | 1                  | 56                 | 34   | 3                 | 61             | 60   | <1                  | <1                 | 65                 | 16           | 1                 |
| Myanmar                          | 2022 | 64   | 64               | <1                  | <1   | 68                 | 13           | <1   | 53             | 52               | <1   | <1                 | 48                 | 44   | 2                 | 61             | 60   | <1                  | <1                 | 62                 | 23           | <1                |
| Namibia                          | 2015 | -  | -                | -                   | -  | 13                 | 2            | 7  | -              | -                | -  | -                  | 7                  | 2  | 63                | -              | -  | -                   | -                  | 10                 | 2            | 33                |
| Namibia                          | 2022 | -  | -                | -                   | -  | 15                 | 3            | 6  | -              | -                | -  | -                  | 7                  | 2  | 62                | -              | -  | -                   | -                  | 11                 | 2            | 36                |
| Nauru                            | 2015 | -  | -                | -                   | -  | -                  | -            | -  | -              | -                | -  | -                  | 44                 | 29   | 23                | -              | -  | -                   | -                  | 44                 | 29           | 23                |
| Nauru                            | 2021 | -  | -                | -                   | -  | -                  | -            | -  | -              | -                | -  | -                  | 45                 | 29   | 23                | -              | -  | -                   | -                  | 45                 | 29           | 23                |
| Nepal                            | 2015 | 38   | 37               | <1                  | <1   | 25                 | 42           | 2  | 35             | 29               | <1   | 7                  | 17                 | 54   | 19                | 37             | 35   | <1                  | 2                  | 23                 | 44           | 5                 |
| Nepal                            | 2022 | 52   | 51               | <1                  | <1   | 31                 | 57           | 2  | 45             | 38               | <1   | 6                  | 21                 | 59   | 16                | 51             | 48   | <1                  | 2                  | 29                 | 57           | 5                 |
| Netherlands (Kingdom of the)     | 2015 | 97   | 1                | 1                   | 95   | <1                 | 5            | 95   | 97             | <1               | <1   | 97                 | <1                 | <1   | >99               | 97             | <1   | <1                  | 97                 | <1                 | <1           | >99               |
| Netherlands (Kingdom of the)     | 2022 | 97   | 1                | 1                   | 95   | <1                 | 5            | 95   | 98             | <1               | <1   | 98                 | <1                 | <1   | >99               | 97             | <1   | <1                  | 97                 | <1                 | <1           | >99               |
| New Caledonia                    | 2015 | -  | -                | -                   | -  | -                  | -            | -  | -              | -                | -  | -                  | -                  | -  | -                 | -              | -  | -                   | -                  | -                  | -            | -                 |
| New Caledonia                    | 2022 | -  | -                | -                   | -  | -                  | -            | -  | -              | -                | -  | -                  | -                  | -  | -                 | -              | -  | -                   | -                  | -                  | -            | -                 |
| New Zealand                      | 2015 | -  | -                | -                   | -  | -                  | -            | -  | -              | -                | -  | -                  | -                  | -  | -                 | 88             | 5  | 5                   | 77                 | 5                  | 12           | 83                |
| New Zealand                      | 2022 | -  | -                | -                   | -  | -                  | -            | -  | -              | -                | -  | -                  | -                  | -  | -                 | 89             | 4  | 4                   | 81                 | <1                 | 16           | 84                |
| Nicaragua                        | 2015 | -  | -                | -                   | <1   | 61                 | 3            | <1   | -              | -                | -  | 32                 | 34                 | 15   | 41                | -              | -  | -                   | 19                 | 45                 | 10           | 24                |
| Nicaragua                        | 2020 | -  | -                | -                   | <1   | 62                 | 4            | <1   | -              | -                | -  | 33                 | 33                 | 15   | 41                | -              | -  | -                   | 19                 | 45                 | 10           | 25                |
| Niger                            | 2015 | 4  | 4                | <1                  | <1   | 8                  | 1            | 1  | 17             | 16               | <1   | 1                  | 53                 | 13   | 4                 | 7              | 6  | <1                  | <1                 | 16                 | 3            | 2                 |
| Niger                            | 2022 | 6  | 5                | <1                  | <1   | 11                 | 2            | 2  | 21             | 19               | <1   | 1                  | 58                 | 20   | 4                 | 8              | 7  | <1                  | <1                 | 19                 | 5            | 2                 |
| Nigeria                          | 2015 | 25   | 24               | <1                  | 1  | 33                 | 5            | 3  | 30             | 26               | <1   | 4                  | 40                 | 27   | 12                | 27             | 25   | <1                  | 2                  | 36                 | 16           | 8                 |
| Nigeria                          | 2022 | 27   | 25               | <1                  | 2  | 28                 | 8            | 4  | 37             | 33               | <1   | 4                  | 34                 | 36   | 11                | 32             | 29   | <1                  | 3                  | 32                 | 23           | 8                 |
| Niue                             | 2015 | -  | -                | -                   | -  | -                  | -            | -  | -              | -                | -  | -                  | -                  | -  | -                 | -              | -  | -                   | -                  | 2                  | 96           | -                 |
| Niue                             | 2022 | -  | -                | -                   | -  | -                  | -            | -  | -              | -                | -  | -                  | -                  | -  | -                 | -              | -  | -                   | -                  | 1                  | 96           | -                 |
| North Macedonia                  | 2015 | 18   | 13               | 1                   | 4  | 15                 | 35           | 45   | 9              | <1               | <1   | 8                  | <1                 | 2  | 97                | 12             | 6  | <1                  | 6                  | 7                  | 16           | 75                |
| North Macedonia                  | 2022 | 18   | 12               | 1                   | 5  | 18                 | 25           | 56   | 8              | <1               | <1   | 8                  | <1                 | <1   | >99               | 12             | 5  | <1                  | 7                  | 7                  | 10           | 82                |
| Northern Mariana Islands         | 2015 | -  | -                | -                   | -  | -                  | -            | -  | -              | -                | -  | -                  | -                  | -  | -                 | -              | -  | -                   | -                  | <1                 | 48           | 50                |
| Northern Mariana Islands         | 2022 | -  | -                | -                   | -  | -                  | -            | -  | -              | -                | -  | -                  | -                  | -  | -                 | -              | -  | -                   | -                  | <1                 | 46           | 54                |
| Norway                           | 2015 | -  | -                | -                   | -  | -                  | -            | -  | -              | -                | -  | -                  | -                  | -  | -                 | 78             | 7  | 9                   | 62                 | 2                  | 15           | 83                |
| Norway                           | 2022 | -  | -                | -                   | -  | -                  | -            | -  | -              | -                | -  | -                  | -                  | -  | -                 | 78             | 6  | 8                   | 64                 | 2                  | 13           | 85                |

| COUNTRY, AREA OR TERRITORY       | Year | Population (thousands) |     | RURAL          |                  |            |                 |                       |                    | URBAN          |                  |            |                 |                       |                    | TOTAL          |                  |            |                 |                       |                    |         |  |
|----------------------------------|------|------------------------|-----|----------------|------------------|------------|-----------------|-----------------------|--------------------|----------------|------------------|------------|-----------------|-----------------------|--------------------|----------------|------------------|------------|-----------------|-----------------------|--------------------|---------|--|
|                                  |      |                        |     | At least basic | Limited (shared) | Unimproved | Open defecation | Annual rate of change |                    | At least basic | Limited (shared) | Unimproved | Open defecation | Annual rate of change |                    | At least basic | Limited (shared) | Unimproved | Open defecation | Annual rate of change |                    |         |  |
|                                  |      |                        |     |                |                  |            |                 | in at least basic     | in open defecation |                |                  |            |                 | in at least basic     | in open defecation |                |                  |            |                 | in at least basic     | in open defecation | % urban |  |
| Oman                             | 2015 | 4 192                  | 81  | >99            | <1               | <1         | <1              |                       |                    |                |                  | >99        | <1              | <1                    | <1                 |                |                  |            |                 |                       |                    |         |  |
|                                  | 2022 | 4 576                  | 88  | >99            | <1               | <1         | <1              | 0.96                  | -                  | >99            | <1               | <1         | <1              | 0.26                  | -0.02              | >99            | <1               | <1         | <1              | 0.46                  | -                  |         |  |
| Pakistan                         | 2015 | 210 969                | 36  | 48             | 9                | 19         | 24              | 2.22                  | -1.91              | 77             | 8                | 14         | 2               | 0.82                  | -0.20              | 58             | 9                | 17         | 16              | 1.80                  | -1.37              |         |  |
|                                  | 2022 | 235 825                | 38  | 63             | 13               | 13         | 11              |                       |                    | 82             | 8                | 9          | <1              |                       |                    | 71             | 11               | 12         | 7               |                       |                    |         |  |
| Palau                            | 2015 | 18                     | 78  | 93             | <1               | 7          | <1              | 0.74                  | 0.00               | 98             | <1               | 2          | <1              | 0.12                  | 0.00               | 97             | <1               | 3          | <1              | 0.31                  | 0.00               |         |  |
|                                  | 2022 | 18                     | 82  | 98             | <1               | 2          | <1              |                       |                    | >99            | <1               | <1         | <1              |                       |                    | >99            | <1               | <1         | <1              |                       |                    |         |  |
| Panama                           | 2015 | 3 957                  | 67  | 60             | 4                | 22         | 14              | 0.99                  | -0.25              | 88             | 5                | 7          | <1              | 0.97                  | -0.06              | 79             | 4                | 12         | 5               | 1.07                  | -0.17              |         |  |
|                                  | 2022 | 4 409                  | 69  | 66             | 4                | 18         | 12              |                       |                    | 95             | 1                | 3          | <1              |                       |                    | 86             | 2                | 8          | 4               |                       |                    |         |  |
| Papua New Guinea                 | 2015 | 8 682                  | 13  | 14             | 3                | 66         | 17              | 0.11                  | 0.18               | 52             | 9                | 36         | 4               | -0.39                 | 0.01               | 19             | 4                | 62         | 15              | 0.05                  | 0.15               |         |  |
|                                  | 2022 | 10 143                 | 14  | 15             | 4                | 64         | 18              |                       |                    | 49             | 9                | 38         | 4               |                       |                    | 19             | 4                | 60         | 16              |                       |                    |         |  |
| Paraguay                         | 2015 | 6 178                  | 61  | 80             | 2                | 18         | 1               | 1.86                  | -0.02              | 93             | 4                | 3          | <1              | 0.47                  | -0.02              | 88             | 3                | 9          | <1              | 1.10                  | -0.03              |         |  |
|                                  | 2022 | 6 781                  | 63  | 93             | 2                | 4          | <1              |                       |                    | 96             | 4                | <1         | <1              |                       |                    | 95             | 4                | 2          | <1              |                       |                    |         |  |
| Peru                             | 2015 | 30 712                 | 77  | 51             | 4                | 22         | 22              | 1.32                  | -1.82              | 81             | 10               | 5          | 3               | 0.32                  | -0.28              | 74             | 9                | 9          | 7               | 0.65                  | -0.72              |         |  |
|                                  | 2022 | 34 050                 | 79  | 60             | 6                | 24         | 10              |                       |                    | 83             | 11               | 5          | 1               |                       |                    | 78             | 10               | 9          | 3               |                       |                    |         |  |
| Philippines                      | 2015 | 103 031                | 46  | 74             | 13               | 5          | 8               | 1.37                  | -0.53              | 80             | 15               | 2          | 3               | 0.43                  | -0.17              | 77             | 14               | 4          | 6               | 0.93                  | -0.36              |         |  |
|                                  | 2022 | 115 559                | 48  | 86             | 7                | 3          | 4               |                       |                    | 84             | 13               | 2          | 2               |                       |                    | 85             | 10               | 2          | 3               |                       |                    |         |  |
| Poland                           | 2015 | 38 553                 | 60  | 97             | <1               | 2          | <1              | 1.00                  | 0.00               | 98             | 1                | <1         | <1              | 0.22                  | 0.00               | 98             | 1                | 1          | <1              | 0.52                  | 0.00               |         |  |
|                                  | 2022 | 39 857                 | 60  | >99            | <1               | <1         | <1              |                       |                    | 99             | 1                | <1         | <1              |                       |                    | 99             | 1                | <1         | <1              |                       |                    |         |  |
| Portugal                         | 2015 | 10 365                 | 64  | >99            | <1               | <1         | <1              | 0.16                  | 0.00               | >99            | <1               | <1         | <1              | 0.05                  | 0.00               | >99            | <1               | <1         | <1              | 0.10                  | 0.00               |         |  |
|                                  | 2022 | 10 271                 | 67  | >99            | <1               | <1         | <1              |                       |                    | >99            | <1               | <1         | <1              |                       |                    | >99            | <1               | <1         | <1              |                       |                    |         |  |
| Puerto Rico                      | 2015 | 3 497                  | 94  | -              | -                | -          | -               | -                     | -                  | -              | -                | -          | -               | -                     | -                  | >99            | <1               | <1         | <1              | 0.11                  | 0.00               |         |  |
|                                  | 2022 | 3 252                  | 94  | -              | -                | -          | -               | -                     | -                  | -              | -                | -          | -               | -                     | -                  | >99            | <1               | <1         | <1              |                       |                    |         |  |
| Qatar                            | 2015 | 2 415                  | 99  | -              | -                | -          | -               | -                     | -                  | -              | -                | -          | -               | -                     | -                  | >99            | <1               | <1         | <1              | -0.00                 | 0.00               |         |  |
|                                  | 2022 | 2 695                  | 99  | -              | -                | -          | -               | -                     | -                  | -              | -                | -          | -               | -                     | -                  | >99            | <1               | <1         | <1              |                       |                    |         |  |
| Republic of Korea                | 2015 | 50 994                 | 82  | -              | -                | -          | -               | -                     | -                  | -              | -                | -          | -               | -                     | -                  | >99            | <1               | <1         | <1              | -0.01                 | 0.00               |         |  |
|                                  | 2022 | 51 816                 | 81  | -              | -                | -          | -               | -                     | -                  | -              | -                | -          | -               | -                     | -                  | >99            | <1               | <1         | <1              |                       |                    |         |  |
| Republic of Moldova              | 2015 | 3 277                  | 42  | 74             | 4                | 22         | <1              | 0.97                  | 0.01               | 89             | 8                | 2          | <1              | 0.16                  | 0.00               | 80             | 6                | 14         | <1              | 0.61                  | 0.01               |         |  |
|                                  | 2022 | 3 273                  | 43  | 81             | 2                | 17         | <1              |                       |                    | 90             | 8                | 1          | <1              |                       |                    | 85             | 5                | 10         | <1              |                       |                    |         |  |
| Réunion                          | 2015 | 922                    | 99  | -              | -                | -          | -               | -                     | -                  | -              | -                | -          | -               | -                     | -                  | >99            | <1               | <1         | <1              | -                     | -                  |         |  |
|                                  | 2022 | 974                    | 100 | -              | -                | -          | -               | -                     | -                  | -              | -                | -          | -               | -                     | -                  | >99            | <1               | <1         | <1              |                       |                    |         |  |
| Romania                          | 2015 | 19 906                 | 54  | 69             | <1               | 31         | <1              | -                     | -                  | 96             | <1               | 4          | <1              | -                     | -                  | 83             | <1               | 17         | <1              | -                     | -                  |         |  |
|                                  | 2022 | 19 659                 | 54  | 77             | <1               | 22         | <1              |                       |                    | 97             | <1               | 3          | <1              |                       |                    | 88             | <1               | 11         | <1              |                       |                    |         |  |
| Russian Federation               | 2015 | 144 668                | 74  | 68             | <1               | 32         | <1              | 0.52                  | 0.00               | 95             | <1               | 5          | <1              | 0.08                  | 0.00               | 88             | <1               | 12         | <1              | 0.22                  | 0.00               |         |  |
|                                  | 2022 | 144 713                | 75  | 71             | <1               | 29         | <1              |                       |                    | 95             | <1               | 5          | <1              |                       |                    | 89             | <1               | 11         | <1              |                       |                    |         |  |
| Rwanda                           | 2015 | 11 643                 | 17  | 68             | 8                | 22         | 3               | 1.65                  | -0.12              | 56             | 33               | 10         | 1               | -0.38                 | -0.02              | 66             | 12               | 20         | 3               | 1.31                  | -0.11              |         |  |
|                                  | 2022 | 13 777                 | 18  | 78             | 9                | 11         | 2               |                       |                    | 54             | 38               | 7          | 1               |                       |                    | 74             | 14               | 10         | 2               |                       |                    |         |  |
| Saint Barthélemy                 | 2015 | 10                     | -   | -              | -                | -          | -               | -                     | -                  | >99            | <1               | <1         | <1              | 0.04                  | 0.00               | >99            | <1               | <1         | <1              | 0.04                  | 0.00               |         |  |
|                                  | 2022 | 11                     | -   | -              | -                | -          | -               | -                     | -                  | >99            | <1               | <1         | <1              |                       |                    | >99            | <1               | <1         | <1              |                       |                    |         |  |
| Saint Helena                     | 2015 | 5                      | 40  | -              | -                | -          | -               | -                     | -                  | -              | -                | -          | -               | -                     | -                  | >99            | <1               | <1         | <1              | -                     | -                  |         |  |
|                                  | 2022 | 5                      | 40  | -              | -                | -          | -               | -                     | -                  | -              | -                | -          | -               | -                     | -                  | >99            | <1               | <1         | <1              |                       |                    |         |  |
| Saint Kitts and Nevis            | 2015 | 48                     | 31  | -              | -                | -          | -               | -                     | -                  | -              | -                | -          | -               | -                     | -                  | 95             | 1                | 2          | 1               | -                     | -                  |         |  |
|                                  | 2017 | 48                     | 31  | -              | -                | -          | -               | -                     | -                  | -              | -                | -          | -               | -                     | -                  | 95             | 1                | 2          | 1               |                       |                    |         |  |
| Saint Lucia                      | 2015 | 176                    | 19  | 84             | 9                | <1         | 7               | -0.06                 | 0.02               | 77             | 18               | 1          | 4               | -0.19                 | -0.33              | 83             | 10               | <1         | 6               | -0.07                 | -0.06              |         |  |
|                                  | 2022 | 180                    | 19  | 84             | 9                | <1         | 7               |                       |                    | 79             | 18               | <1         | 2               |                       |                    | 83             | 10               | <1         | 6               |                       |                    |         |  |
| Saint Martin (French part)       | 2015 | 35                     | -   | -              | -                | -          | -               | -                     | -                  | >99            | <1               | <1         | <1              | 0.04                  | 0.00               | >99            | <1               | <1         | <1              | 0.04                  | 0.00               |         |  |
|                                  | 2022 | 32                     | -   | -              | -                | -          | -               | -                     | -                  | >99            | <1               | <1         | <1              |                       |                    | >99            | <1               | <1         | <1              |                       |                    |         |  |
| Saint Pierre and Miquelon        | 2015 | 6                      | 90  | -              | -                | -          | -               | -                     | -                  | -              | -                | -          | -               | -                     | -                  | >99            | <1               | <1         | <1              | -0.00                 | 0.00               |         |  |
|                                  | 2022 | 6                      | 90  | -              | -                | -          | -               | -                     | -                  | -              | -                | -          | -               | -                     | -                  | >99            | <1               | <1         | <1              |                       |                    |         |  |
| Saint Vincent and the Grenadines | 2015 | 106                    | 51  | 86             | 2                | 8          | 4               | -                     | -                  | 93             | 2                | 4          | 1               | -                     | -                  | 90             | 2                | 6          | 3               | -                     | -                  |         |  |
|                                  | 2018 | 105                    | 52  | 86             | 2                | 8          | 4               |                       |                    | 93             | 2                | 4          | 1               |                       |                    | 90             | 2                | 6          | 3               |                       |                    |         |  |
| Samoa                            | 2015 | 204                    | 19  | 95             | 3                | 2          | <1              | 0.31                  | 0.00               | 96             | 4                | <1         | <1              | 0.23                  | 0.00               | 95             | 3                | 1          | <1              | 0.29                  | 0.00               |         |  |
|                                  | 2022 | 222                    | 18  | 98             | <1               | <1         | <1              |                       |                    | 98             | 2                | <1         | <1              |                       |                    | 98             | 1                | <1         | <1              |                       |                    |         |  |

| COUNTRY, AREA OR TERRITORY       | Year | RURAL  |                  |                     |  |                    |              | URBAN  |                |                  |  |                    |                    | TOTAL  |                   |                |  |                     |                    |                    |              |                   |
|----------------------------------|------|--|------------------|---------------------|--|--------------------|--------------|--|----------------|------------------|--|--------------------|--------------------|--|-------------------|----------------|--|---------------------|--------------------|--------------------|--------------|-------------------|
|                                  |      | Proportion of population using improved sanitation facilities (excluding shared) |                  |                     | Proportion of population using improved sanitation facilities (including shared) |                    |              | Proportion of population using improved sanitation facilities (excluding shared) |                |                  | Proportion of population using improved sanitation facilities (including shared) |                    |                    | Proportion of population using improved sanitation facilities (excluding shared) |                   |                | Proportion of population using improved sanitation facilities (including shared) |                     |                    |                    |              |                   |
|                                  |      | Safely managed   | Disposed in situ | Emptied and treated | Wastewater treated   | Latrines and other | Septic tanks | Sewer connections  | Safely managed | Disposed in situ | Emptied and treated  | Wastewater treated | Latrines and other | Septic tanks   | Sewer connections | Safely managed | Disposed in situ   | Emptied and treated | Wastewater treated | Latrines and other | Septic tanks | Sewer connections |
| Oman                             | 2015 | -  | -                | -                   | 2  | 6                  | 92           | 2  | -              | -                | -  | 24                 | 2                  | 74   | 24                | -              | -  | -                   | 20                 | 2                  | 77           | 20                |
| Oman                             | 2022 | -  | -                | -                   | 2  | 6                  | 92           | 2  | -              | -                | -  | 24                 | 2                  | 74   | 24                | -              | -  | -                   | 22                 | 2                  | 76           | 22                |
| Pakistan                         | 2015 | 28   | 26               | <1                  | 3  | 17                 | 33           | 6  | -              | 11               | -  | -                  | 5                  | 20   | 59                | -              | 20   | -                   | -                  | 13                 | 29           | 25                |
| Pakistan                         | 2022 | 40   | 37               | <1                  | 4  | 30                 | 37           | 8  | -              | 14               | -  | -                  | 8                  | 20   | 62                | -              | 28   | -                   | -                  | 22                 | 31           | 29                |
| Palau                            | 2015 | -  | -                | -                   | -  | 35                 | -            | 59   | -              | -                | -  | -                  | 13                 | -  | 86                | -              | -  | -                   | -                  | 17                 | -            | 80                |
| Palau                            | 2022 | -  | -                | -                   | -  | 25                 | -            | 73   | -              | -                | -  | -                  | 9                  | -  | 90                | -              | -  | -                   | -                  | 12                 | -            | 87                |
| Panama                           | 2015 | -  | -                | -                   | <1   | 26                 | 35           | 4  | 29             | 12               | 3  | 13                 | 7                  | 38   | 48                | -              | -  | -                   | 9                  | 13                 | 37           | 33                |
| Panama                           | 2022 | -  | -                | -                   | 2  | 22                 | 44           | 4  | 50             | 13               | 8  | 29                 | 4                  | 44   | 48                | -              | -  | -                   | 21                 | 10                 | 44           | 35                |
| Papua New Guinea                 | 2015 | -  | -                | -                   | <1   | 12                 | 3            | 2  | 29             | 10               | 5  | 14                 | 14                 | 17   | 29                | -              | -  | -                   | 3                  | 13                 | 5            | 5                 |
| Papua New Guinea                 | 2022 | -  | -                | -                   | 1  | 11                 | 4            | 3  | 28             | 7                | 4  | 17                 | 13                 | 10   | 35                | -              | -  | -                   | 3                  | 12                 | 5            | 7                 |
| Paraguay                         | 2015 | 51   | 50               | <1                  | <1   | 52                 | 29           | <1   | 52             | 45               | <1   | 7                  | 30                 | 52   | 15                | 52             | 47   | <1                  | 4                  | 38                 | 43           | 9                 |
| Paraguay                         | 2022 | 59   | 59               | <1                  | <1   | 60                 | 35           | <1   | 53             | 47               | <1   | 6                  | 29                 | 59   | 12                | 55             | 51   | <1                  | 4                  | 41                 | 50           | 8                 |
| Peru                             | 2015 | -  | -                | -                   | 8  | 19                 | 21           | 16   | 44             | 2                | 1  | 40                 | 4                  | 3  | 85                | 41             | 5  | 3                   | 33                 | 7                  | 7            | 69                |
| Peru                             | 2022 | -  | -                | -                   | 14   | 24                 | 21           | 21   | 62             | 2                | 2  | 58                 | 5                  | <1   | 89                | 58             | 5  | 4                   | 48                 | 9                  | 5            | 74                |
| Philippines                      | 2015 | 59   | 57               | <1                  | 2  | 19                 | 63           | 4  | 52             | 49               | <1   | 4                  | 5                  | 81   | 9                 | 56             | 53   | <1                  | 3                  | 13                 | 72           | 6                 |
| Philippines                      | 2022 | 69   | 67               | <1                  | 2  | 23                 | 65           | 5  | 56             | 52               | <1   | 4                  | 12                 | 74   | 10                | 63             | 59   | <1                  | 3                  | 18                 | 69           | 7                 |
| Poland                           | 2015 | -  | -                | -                   | -  | -                  | -            | -  | -              | -                | -  | -                  | -                  | -  | -                 | 96             | <1   | 27                  | 69                 | 28                 | -            | 71                |
| Poland                           | 2022 | -  | -                | -                   | -  | -                  | -            | -  | -              | -                | -  | -                  | -                  | -  | -                 | 98             | <1   | 21                  | 77                 | 21                 | -            | 79                |
| Portugal                         | 2015 | 75   | 18               | 2                   | 55   | 2                  | 37           | 60   | 87             | 4                | <1   | 82                 | <1                 | 9  | 90                | 83             | 9  | 1                   | 72                 | 1                  | 19           | 79                |
| Portugal                         | 2022 | 86   | 12               | <1                  | 74   | <1                 | 25           | 75   | 96             | 3                | <1   | 93                 | <1                 | 7  | 93                | 93             | 6  | <1                  | 86                 | <1                 | 13           | 87                |
| Puerto Rico                      | 2015 | -  | -                | -                   | -  | -                  | -            | -  | -              | -                | -  | -                  | -                  | -  | -                 | 33             | <1   | <1                  | 33                 | <1                 | -            | >99               |
| Puerto Rico                      | 2022 | -  | -                | -                   | -  | -                  | -            | -  | -              | -                | -  | -                  | -                  | -  | -                 | 33             | <1   | <1                  | 33                 | <1                 | -            | >99               |
| Qatar                            | 2015 | -  | -                | -                   | -  | -                  | -            | -  | -              | -                | -  | -                  | -                  | -  | -                 | 94             | 3  | 3                   | 88                 | <1                 | 12           | 88                |
| Qatar                            | 2022 | -  | -                | -                   | -  | -                  | -            | -  | -              | -                | -  | -                  | -                  | -  | -                 | >99            | <1   | <1                  | >99                | <1                 | <1           | >99               |
| Republic of Korea                | 2015 | -  | -                | -                   | -  | -                  | -            | -  | -              | -                | -  | -                  | -                  | -  | -                 | 97             | 1  | 3                   | 92                 | 2                  | 5            | 93                |
| Republic of Korea                | 2022 | -  | -                | -                   | -  | -                  | -            | -  | -              | -                | -  | -                  | -                  | -  | -                 | >99            | <1   | <1                  | >99                | <1                 | <1           | >99               |
| Republic of Moldova              | 2015 | -  | -                | -                   | 3  | 64                 | 10           | 3  | 80             | 9                | 8  | 63                 | 15                 | 8  | 75                | -              | -  | -                   | 29                 | 43                 | 9            | 34                |
| Republic of Moldova              | 2022 | -  | -                | -                   | 3  | 69                 | 10           | 3  | 85             | 9                | 8  | 68                 | 15                 | 8  | 76                | -              | -  | -                   | 31                 | 46                 | 9            | 35                |
| Réunion                          | 2015 | -  | -                | -                   | -  | -                  | -            | -  | -              | -                | -  | -                  | -                  | -  | -                 | 75             | 14   | 14                  | 47                 | 4                  | 48           | 48                |
| Réunion                          | 2022 | -  | -                | -                   | -  | -                  | -            | -  | -              | -                | -  | -                  | -                  | -  | -                 | 77             | 13   | 12                  | 52                 | 3                  | 44           | 52                |
| Romania                          | 2015 | -  | -                | -                   | -  | -                  | -            | -  | -              | -                | -  | -                  | -                  | -  | -                 | 71             | 17   | 14                  | 40                 | 32                 | 2            | 49                |
| Romania                          | 2022 | -  | -                | -                   | -  | -                  | -            | -  | -              | -                | -  | -                  | -                  | -  | -                 | 88             | 16   | 16                  | 56                 | 31                 | 2            | 56                |
| Russian Federation               | 2015 | -  | -                | -                   | 22   | 30                 | 5            | 33   | 63             | 2                | 2  | 59                 | 4                  | 2  | 89                | 60             | 6  | 4                   | 50                 | 10                 | 3            | 74                |
| Russian Federation               | 2022 | -  | -                | -                   | 23   | 32                 | 5            | 35   | 64             | 2                | 1  | 61                 | 2                  | 2  | 91                | 61             | 6  | 4                   | 52                 | 10                 | 3            | 77                |
| Rwanda                           | 2015 | 50   | 50               | <1                  | <1   | 75                 | <1           | <1   | -              | -                | -  | -                  | 80                 | 3  | 6                 | -              | -  | -                   | -                  | 76                 | <1           | 1                 |
| Rwanda                           | 2022 | 58   | 58               | <1                  | <1   | 86                 | <1           | <1   | -              | -                | -  | -                  | 83                 | 2  | 7                 | -              | -  | -                   | -                  | 86                 | <1           | 1                 |
| Saint Barthélemy                 | 2015 | -  | -                | -                   | -  | -                  | -            | -  | -              | -                | -  | -                  | 12                 | 84   | 4                 | -              | -  | -                   | -                  | 12                 | 84           | 4                 |
| Saint Barthélemy                 | 2022 | -  | -                | -                   | -  | -                  | -            | -  | -              | -                | -  | -                  | 5                  | 88   | 7                 | -              | -  | -                   | -                  | 5                  | 88           | 7                 |
| Saint Helena                     | 2015 | -  | -                | -                   | -  | -                  | -            | -  | -              | -                | -  | -                  | -                  | -  | -                 | -              | -  | -                   | -                  | <1                 | 48           | 52                |
| Saint Helena                     | 2022 | -  | -                | -                   | -  | -                  | -            | -  | -              | -                | -  | -                  | -                  | -  | -                 | -              | -  | -                   | -                  | <1                 | 48           | 52                |
| Saint Kitts and Nevis            | 2015 | -  | -                | -                   | -  | -                  | -            | -  | -              | -                | -  | -                  | -                  | -  | -                 | -              | -  | -                   | -                  | 2                  | 87           | 7                 |
| Saint Kitts and Nevis            | 2017 | -  | -                | -                   | -  | -                  | -            | -  | -              | -                | -  | -                  | -                  | -  | -                 | -              | -  | -                   | -                  | 2                  | 87           | 7                 |
| Saint Lucia                      | 2015 | -  | -                | -                   | -  | 8                  | 82           | 4  | -              | -                | -  | -                  | 2                  | 82   | 11                | -              | -  | -                   | -                  | 7                  | 82           | 5                 |
| Saint Lucia                      | 2022 | -  | -                | -                   | -  | 8                  | 82           | 4  | -              | -                | -  | -                  | 5                  | 82   | 11                | -              | -  | -                   | -                  | 7                  | 82           | 5                 |
| Saint Martin (French part)       | 2015 | -  | -                | -                   | -  | -                  | -            | -  | -              | -                | -  | -                  | <1                 | 40   | 59                | -              | -  | -                   | -                  | <1                 | 40           | 59                |
| Saint Martin (French part)       | 2022 | -  | -                | -                   | -  | -                  | -            | -  | -              | -                | -  | -                  | <1                 | 40   | 60                | -              | -  | -                   | -                  | <1                 | 40           | 60                |
| Saint Pierre and Miquelon        | 2015 | -  | -                | -                   | -  | -                  | -            | -  | -              | -                | -  | -                  | -                  | -  | -                 | -              | -  | -                   | -                  | -                  | -            | -                 |
| Saint Pierre and Miquelon        | 2022 | -  | -                | -                   | -  | -                  | -            | -  | -              | -                | -  | -                  | -                  | -  | -                 | -              | -  | -                   | -                  | -                  | -            | -                 |
| Saint Vincent and the Grenadines | 2015 | -  | -                | -                   | -  | 20                 | 65           | 3  | -              | -                | -  | -                  | 10                 | 72   | 12                | -              | -  | -                   | -                  | 15                 | 69           | 7                 |
| Saint Vincent and the Grenadines | 2018 | -  | -                | -                   | -  | 20                 | 65           | 3  | -              | -                | -  | -                  | 10                 | 72   | 12                | -              | -  | -                   | -                  | 15                 | 69           | 8                 |
| Samoa                            | 2015 | 48   | 48               | <1                  | <1   | 10                 | 85           | 3  | 40             | 40               | <1   | <1                 | 4                  | 92   | 4                 | 47             | 47   | <1                  | <1                 | 9                  | 86           | 3                 |
| Samoa                            | 2022 | 44   | 44               | <1                  | <1   | 4                  | 86           | 9  | 37             | 37               | <1   | <1                 | <1                 | 89   | 10                | 43             | 43   | <1                  | <1                 | 3                  | 87           | 9                 |

| COUNTRY, AREA OR TERRITORY | Year | Population (thousands) |         | RURAL          |                  |            |                 |   |  | URBAN          |                  |            |                 |   |  | TOTAL          |                  |            |                 |   |  |
|----------------------------|------|------------------------|---------|----------------|------------------|------------|-----------------|---|--|----------------|------------------|------------|-----------------|---|--|----------------|------------------|------------|-----------------|---|--|
|                            |      | Population (thousands) | % urban | At least basic | Limited (shared) | Unimproved | Open defecation | Annual rate of change in at least basic |  | At least basic | Limited (shared) | Unimproved | Open defecation | Annual rate of change in at least basic |  | At least basic | Limited (shared) | Unimproved | Open defecation | Annual rate of change in at least basic |  |
|                            |      |                        |         |                |                  |            |                 | Annual rate of change in at least basic | Annual rate of change in open defecation |                |                  |            |                 | Annual rate of change in at least basic | Annual rate of change in open defecation |                |                  |            |                 | Annual rate of change in at least basic | Annual rate of change in open defecation |
| San Marino                 | 2015 | 34 97                  | -       | -              | -                | -          | -               | -                                       | -  | -              | -                | -          | -               | -                                       | -  | >99            | <1               | <1         | <1              | -                                       | -  |
|                            | 2022 | 34 98                  | -       | -              | -                | -          | -               | -                                       | -  | -              | -                | -          | -               | -                                       | -  | >99            | <1               | <1         | <1              | 0.00                                    | 0.00                                     |
| Sao Tome and Principe      | 2015 | 201 70                 | 31      | 5              | 3                | 61         | 1.19            | -1.15                                   | 44                                       | 6              | 5                | 46         | 1.06            | -1.12                                   | 40                                       | 6              | 4                | 50         | 1.24            | -1.29                                   |  |
|                            | 2022 | 227 76                 | 39      | 4              | 3                | 54         | -               | -                                       | 51                                       | 6              | 5                | 39         | -               | -                                       | 48                                       | 6              | 4                | 42         | -               | -                                       |  |
| Saudi Arabia               | 2015 | 32 750 83              | 92      | 7              | <1               | <1         | 0.00            | 0.00                                    | 96                                       | 4              | <1               | <1         | 0.00            | 0.00                                    | 95                                       | 4              | <1               | <1         | 0.01            | 0.00                                    |  |
|                            | 2022 | 36 409 85              | 92      | 7              | <1               | <1         | -               | -                                       | 96                                       | 4              | <1               | <1         | -               | -                                       | 95                                       | 4              | <1               | <1         | -               | -                                       |  |
| Senegal                    | 2015 | 14 356 46              | 41      | 9              | 29               | 22         | 1.35            | -1.13                                   | 67                                       | 23             | 8                | 2          | 0.43            | -0.11                                   | 53                                       | 15             | 19               | 13         | 1.06            | -0.77                                   |  |
|                            | 2022 | 17 316 49              | 51      | 10             | 26               | 14         | -               | -                                       | 70                                       | 25             | 4                | 1          | -               | -                                       | 60                                       | 17             | 15               | 8          | -               | -                                       |  |
| Serbia                     | 2015 | 7 519 56               | 95      | <1             | 4                | <1         | 0.06            | -0.00                                   | 99                                       | <1             | <1               | <1         | 0.14            | -0.00                                   | 97                                       | <1             | 2                | <1         | 0.11            | -0.00                                   |  |
|                            | 2022 | 7 221 57               | 96      | <1             | 4                | <1         | -               | -                                       | >99                                      | <1             | <1               | <1         | -               | -                                       | 98                                       | <1             | 2                | <1         | -               | -                                       |  |
| Seychelles                 | 2015 | 99 55                  | -       | -              | -                | -          | -               | -                                       | -  | -              | -                | -          | -               | -                                       | >99                                      | <1             | <1               | <1         | 0.21            | -0.05                                   |  |
|                            | 2022 | 107 58                 | -       | -              | -                | -          | -               | -                                       | -  | -              | -                | -          | -               | -                                       | >99                                      | <1             | <1               | <1         | -               | -                                       |  |
| Sierra Leone               | 2015 | 7 315 41               | 9       | 22             | 39               | 29         | 0.49            | -0.44                                   | 27                                       | 48             | 20               | 5          | 0.85            | -0.12                                   | 17                                       | 33             | 32               | 19         | 0.69            | -0.41                                   |  |
|                            | 2022 | 8 606 44               | 14      | 24             | 36               | 26         | -               | -                                       | 35                                       | 47             | 14               | 4          | -               | -                                       | 23                                       | 34             | 26               | 16         | -               | -                                       |  |
| Singapore                  | 2015 | 5 650 100              | -       | -              | -                | -          | -               | -                                       | >99                                      | <1             | <1               | <1         | 0.00            | 0.00                                    | >99                                      | <1             | <1               | <1         | 0.00            | 0.00                                    |  |
|                            | 2022 | 5 976 100              | -       | -              | -                | -          | -               | -                                       | >99                                      | <1             | <1               | <1         | -               | -                                       | >99                                      | <1             | <1               | <1         | -               | -                                       |  |
| Sint Maarten (Dutch part)  | 2015 | 40 100                 | -       | -              | -                | -          | -               | -                                       | 99                                       | <1             | 1                | <1         | -               | -                                       | 99                                       | <1             | 1                | <1         | -               | -                                       |  |
|                            | 2017 | 42 100                 | -       | -              | -                | -          | -               | -                                       | 99                                       | <1             | 1                | <1         | -               | -                                       | 99                                       | <1             | 1                | <1         | -               | -                                       |  |
| Slovakia                   | 2015 | 5 424 54               | 96      | 4              | <1               | <1         | -0.16           | 0.00                                    | 99                                       | 1              | <1               | <1         | -0.05           | 0.00                                    | 98                                       | 2              | <1               | <1         | -0.10           | 0.00                                    |  |
|                            | 2022 | 5 643 54               | 96      | 4              | <1               | <1         | -               | -                                       | 99                                       | 1              | <1               | <1         | -               | -                                       | 98                                       | 2              | <1               | <1         | -               | -                                       |  |
| Slovenia                   | 2015 | 2 081 54               | -       | -              | -                | -          | -               | -                                       | -  | -              | -                | -          | -               | -                                       | 99                                       | <1             | <1               | <1         | -0.04           | 0.00                                    |  |
|                            | 2022 | 2 120 56               | -       | -              | -                | -          | -               | -                                       | -  | -              | -                | -          | -               | -                                       | 98                                       | <1             | <1               | <1         | -               | -                                       |  |
| Solomon Islands            | 2015 | 613 22                 | 19      | 2              | 19               | 60         | 0.36            | -                                       | 77                                       | 17             | <1               | 5          | -               | -                                       | 32                                       | 5              | 15               | 48         | -               | -                                       |  |
|                            | 2022 | 724 26                 | 21      | 2              | 77               | -          | -               | -                                       | -  | -              | -                | -          | -               | -                                       | -  | -              | -                | -          | -               | -                                       |  |
| Somalia                    | 2015 | 13 764 43              | 19      | 10             | 19               | 52         | 0.85            | -1.89                                   | 54                                       | 26             | 16               | 4          | 0.48            | -0.54                                   | 34                                       | 17             | 18               | 31         | 0.93            | -1.70                                   |  |
|                            | 2022 | 17 598 47              | 26      | 9              | 25               | 40         | -               | -                                       | 57                                       | 26             | 17               | <1         | -               | -                                       | 41                                       | 17             | 21               | 21         | -               | -                                       |  |
| South Africa               | 2015 | 55 877 65              | 66      | 6              | 21               | 6          | 1.52            | -1.12                                   | 75                                       | 19             | 5                | 1          | 0.29            | -0.12                                   | 72                                       | 14             | 10               | 3          | 0.82            | -0.55                                   |  |
|                            | 2022 | 59 894 68              | 78      | 4              | 18               | <1         | -               | -                                       | 77                                       | 18             | 4                | <1         | -               | -                                       | 78                                       | 14             | 8                | <1         | -               | -                                       |  |
| South Sudan                | 2015 | 11 194 19              | 7       | 5              | 12               | 76         | -               | -                                       | 29                                       | 17             | 29               | 24         | -               | -                                       | 11                                       | 8              | 16               | 66         | -               | -                                       |  |
|                            | 2022 | 10 913 21              | 9       | 6              | 11               | 73         | -               | -                                       | 42                                       | 19             | 31               | 8          | -               | -                                       | 16                                       | 9              | 15               | 60         | -               | -                                       |  |
| Spain                      | 2015 | 46 431 80              | >99     | <1             | <1               | <1         | 0.00            | 0.00                                    | >99                                      | <1             | <1               | <1         | 0.01            | 0.00                                    | >99                                      | <1             | <1               | <1         | 0.00            | 0.00                                    |  |
|                            | 2022 | 47 559 81              | >99     | <1             | <1               | <1         | -               | -                                       | >99                                      | <1             | <1               | <1         | -               | -                                       | >99                                      | <1             | <1               | <1         | -               | -                                       |  |
| Sri Lanka                  | 2015 | 21 337 18              | 89      | 6              | 3                | 2          | 0.81            | -0.27                                   | 89                                       | 8              | 3                | <1         | 0.92            | -0.13                                   | 89                                       | 7              | 3                | 1          | 0.83            | -0.24                                   |  |
|                            | 2022 | 21 832 19              | 95      | 4              | <1               | <1         | -               | -                                       | 96                                       | 2              | 2                | <1         | -               | -                                       | 95                                       | 4              | 1                | <1         | -               | -                                       |  |
| State of Palestine*        | 2015 | 4 485 75               | 95      | 4              | <1               | <1         | 0.54            | -0.05                                   | 97                                       | 3              | <1               | <1         | 0.36            | -0.02                                   | 96                                       | 3              | <1               | <1         | 0.41            | -0.03                                   |  |
|                            | 2022 | 5 250 77               | 99      | <1             | <1               | <1         | -               | -                                       | >99                                      | <1             | <1               | <1         | -               | -                                       | >99                                      | <1             | <1               | <1         | -               | -                                       |  |
| Sudan                      | 2015 | 38 171 34              | 23      | 6              | 34               | 37         | -               | -                                       | 58                                       | 12             | 20               | 10         | -               | -                                       | 35                                       | 8              | 29               | 28         | -               | -                                       |  |
|                            | 2020 | 44 440 35              | 24      | 6              | 46               | 24         | -               | -                                       | 60                                       | 12             | 22               | 6          | -               | -                                       | 37                                       | 8              | 37               | 17         | -               | -                                       |  |
| Suriname                   | 2015 | 575 66                 | 76      | 10             | 5                | 9          | 1.10            | -1.01                                   | 92                                       | 6              | 1                | <1         | 0.26            | 0.00                                    | 86                                       | 8              | 3                | 3          | 0.54            | -0.34                                   |  |
|                            | 2022 | 618 66                 | 82      | 9              | 6                | 3          | -               | -                                       | 94                                       | 5              | 1                | <1         | -               | -                                       | 90                                       | 6              | 3                | 1          | -               | -                                       |  |
| Sweden                     | 2015 | 9 849 87               | >99     | <1             | <1               | <1         | 0.01            | 0.00                                    | 99                                       | <1             | <1               | <1         | -0.02           | 0.00                                    | 99                                       | <1             | <1               | <1         | -0.02           | 0.00                                    |  |
|                            | 2022 | 10 549 88              | >99     | <1             | <1               | <1         | -               | -                                       | 99                                       | <1             | <1               | <1         | -               | -                                       | 99                                       | <1             | <1               | <1         | -               | -                                       |  |
| Switzerland                | 2015 | 8 282 74               | >99     | <1             | <1               | <1         | 0.00            | 0.00                                    | >99                                      | <1             | <1               | <1         | 0.00            | 0.00                                    | >99                                      | <1             | <1               | <1         | 0.00            | 0.00                                    |  |
|                            | 2022 | 8 740 74               | >99     | <1             | <1               | <1         | -               | -                                       | >99                                      | <1             | <1               | <1         | -               | -                                       | >99                                      | <1             | <1               | <1         | -               | -                                       |  |
| Syrian Arab Republic       | 2015 | 19 205 52              | 90      | 7              | 1                | 1          | 0.42            | -                                       | 95                                       | 5              | <1               | <1         | 0.17            | 0.00                                    | 93                                       | 6              | <1               | <1         | 0.30            | -                                       |  |
|                            | 2022 | 22 125 57              | 94      | 6              | <1               | -          | -               | -                                       | 96                                       | 4              | <1               | <1         | -               | -                                       | 95                                       | 5              | <1               | -          | -               | -                                       |  |
| Tajikistan                 | 2015 | 8 524 27               | 96      | 2              | 1                | <1         | 0.41            | -0.04                                   | 94                                       | 5              | 1                | <1         | 0.05            | -0.04                                   | 95                                       | 3              | 1                | <1         | 0.31            | -0.04                                   |  |
|                            | 2022 | 9 953 28               | 98      | 2              | <1               | <1         | -               | -                                       | 94                                       | 5              | 1                | <1         | -               | -                                       | 97                                       | 3              | <1               | <1         | -               | -                                       |  |
| Thailand                   | 2015 | 70 294 48              | 97      | 2              | <1               | <1         | 0.22            | -0.08                                   | 97                                       | 3              | <1               | <1         | 0.44            | -0.01                                   | 97                                       | 3              | <1               | <1         | 0.30            | -0.06                                   |  |
|                            | 2022 | 71 697 53              | 98      | 2              | <1               | <1         | -               | -                                       | >99                                      | <1             | <1               | <1         | -               | -                                       | >99                                      | <1             | <1               | <1         | -               | -                                       |  |
| Timor-Leste                | 2015 | 1 206 29               | 43      | 10             | 19               | 28         | -               | -                                       | 69                                       | 17             | 9                | 5          | -               | -                                       | 51                                       | 12             | 16               | 21         | -               | -                                       |  |
|                            | 2022 | 1 341 32               | 52      | 12             | 21               | 15         | -               | -                                       | 72                                       | 22             | 6                | <1         | -               | -                                       | 58                                       | 15             | 16               | 10         | -               | -                                       |  |

\*WHO reports refer to 'occupied Palestinian territory (including east Jerusalem)'.

| COUNTRY, AREA OR TERRITORY | Year | RURAL  |                  |                     |  |                    |              | URBAN  |                |                  |  |                    |                    | TOTAL  |                   |                |  |                     |                    |                    |              |                   |
|----------------------------|------|--|------------------|---------------------|--|--------------------|--------------|--|----------------|------------------|--|--------------------|--------------------|--|-------------------|----------------|--|---------------------|--------------------|--------------------|--------------|-------------------|
|                            |      | Proportion of population using improved sanitation facilities (excluding shared) |                  |                     | Proportion of population using improved sanitation facilities (including shared) |                    |              | Proportion of population using improved sanitation facilities (excluding shared) |                |                  | Proportion of population using improved sanitation facilities (including shared) |                    |                    | Proportion of population using improved sanitation facilities (excluding shared) |                   |                | Proportion of population using improved sanitation facilities (including shared) |                     |                    |                    |              |                   |
|                            |      | Safely managed   | Disposed in situ | Emptied and treated | Wastewater treated   | Latrines and other | Septic tanks | Sewer connections  | Safely managed | Disposed in situ | Emptied and treated  | Wastewater treated | Latrines and other | Septic tanks   | Sewer connections | Safely managed | Disposed in situ   | Emptied and treated | Wastewater treated | Latrines and other | Septic tanks | Sewer connections |
| San Marino                 | 2015 | -  | -                | -                   | -  | -                  | -            | -  | -              | -                | -  | -                  | -                  | -  | 90                | 4              | 4  | 83                  | <1                 | 15                 | 85           |                   |
|                            | 2022 | -  | -                | -                   | -  | -                  | -            | -  | -              | -                | -  | -                  | -                  | -  | 90                | 4              | 4  | 83                  | <1                 | 15                 | 85           |                   |
| Sao Tome and Principe      | 2015 | 24   | 21               | <1                  | 3  | 22                 | 6            | 8  | 30             | 24               | <1   | 5                  | 23                 | 14   | 12                | 28             | 23   | <1                  | 5                  | 23                 | 12           | 11                |
|                            | 2022 | 31   | 27               | <1                  | 4  | 28                 | 6            | 10   | 35             | 27               | <1   | 7                  | 28                 | 13   | 17                | 34             | 27   | <1                  | 7                  | 28                 | 11           | 15                |
| Saudi Arabia               | 2015 | -  | -                | -                   | 41   | 4                  | 50           | 46   | 82             | 6                | 5  | 71                 | <1                 | 22   | 77                | 80             | 7  | 7                   | 66                 | 1                  | 26           | 72                |
|                            | 2022 | -  | -                | -                   | 41   | 4                  | 50           | 46   | 82             | 6                | 5  | 71                 | <1                 | 22   | 77                | 80             | 7  | 7                   | 67                 | 1                  | 26           | 72                |
| Senegal                    | 2015 | 17   | 17               | <1                  | <1   | 28                 | 21           | <1   | 17             | 11               | <1   | 6                  | 25                 | 48   | 18                | 17             | 14   | <1                  | 3                  | 27                 | 33           | 8                 |
|                            | 2022 | 14   | 14               | <1                  | <1   | 33                 | 27           | <1   | 14             | 8                | <1   | 6                  | 26                 | 52   | 17                | 14             | 11   | <1                  | 3                  | 29                 | 40           | 8                 |
| Serbia                     | 2015 | 30   | 27               | <1                  | 3  | 8                  | 70           | 18   | 25             | 5                | 5  | 15                 | 1                  | 13   | 85                | 27             | 15   | 3                   | 10                 | 4                  | 38           | 56                |
|                            | 2022 | 29   | 26               | <1                  | 3  | <1                 | 76           | 20   | 22             | 4                | 4  | 14                 | 3                  | 11   | 86                | 25             | 14   | 2                   | 9                  | 1                  | 39           | 58                |
| Seychelles                 | 2015 | -  | -                | -                   | -  | -                  | -            | -  | -              | -                | -  | -                  | -                  | -  | -                 | -              | -  | -                   | -                  | <1                 | 82           | 17                |
|                            | 2022 | -  | -                | -                   | -  | -                  | -            | -  | -              | -                | -  | -                  | -                  | -  | -                 | -              | -  | -                   | -                  | <1                 | 82           | 17                |
| Sierra Leone               | 2015 | 7  | 7                | <1                  | <1   | 31                 | <1           | <1   | 17             | 16               | <1   | <1                 | 62                 | 11   | 2                 | 11             | 11   | <1                  | <1                 | 44                 | 5            | <1                |
|                            | 2022 | 10   | 10               | <1                  | <1   | 37                 | 1            | <1   | 23             | 22               | <1   | <1                 | 66                 | 14   | 2                 | 15             | 15   | <1                  | <1                 | 49                 | 7            | <1                |
| Singapore                  | 2015 | -  | -                | -                   | -  | -                  | -            | -  | >99            | <1               | <1   | >99                | <1                 | -  | >99               | >99            | <1   | <1                  | >99                | <1                 | -            | >99               |
|                            | 2022 | -  | -                | -                   | -  | -                  | -            | -  | >99            | <1               | <1   | >99                | <1                 | -  | >99               | >99            | <1   | <1                  | >99                | <1                 | -            | >99               |
| Sint Maarten (Dutch part)  | 2015 | -  | -                | -                   | -  | -                  | -            | -  | -              | -                | -  | -                  | 47                 | 43   | 9                 | -              | -  | -                   | -                  | 47                 | 43           | 9                 |
|                            | 2017 | -  | -                | -                   | -  | -                  | -            | -  | -              | -                | -  | -                  | 47                 | 43   | 9                 | -              | -  | -                   | -                  | 47                 | 43           | 9                 |
| Slovakia                   | 2015 | 76   | 12               | 12                  | 52   | 6                  | 39           | 55   | 89             | 5                | 5  | 78                 | 3                  | 16   | 82                | 83             | 8  | 8                   | 66                 | 4                  | 27           | 69                |
|                            | 2022 | 75   | 12               | 12                  | 52   | 6                  | 39           | 55   | 88             | 5                | 5  | 78                 | 3                  | 16   | 82                | 82             | 8  | 8                   | 66                 | 4                  | 27           | 69                |
| Slovenia                   | 2015 | -  | -                | -                   | -  | -                  | -            | -  | -              | -                | -  | -                  | -                  | -  | -                 | 79             | 9  | 8                   | 62                 | <1                 | 33           | 66                |
|                            | 2022 | -  | -                | -                   | -  | -                  | -            | -  | -              | -                | -  | -                  | -                  | -  | -                 | 84             | 9  | 8                   | 67                 | <1                 | 31           | 68                |
| Solomon Islands            | 2015 | -  | -                | -                   | -  | 14                 | 4            | 2  | -              | -                | -  | -                  | 28                 | 43   | 23                | -              | -  | -                   | -                  | 17                 | 13           | 7                 |
|                            | 2022 | -  | -                | -                   | -  | 16                 | 4            | 2  | -              | -                | -  | -                  | -                  | -  | -                 | -              | -  | -                   | -                  | -                  | -            | -                 |
| Somalia                    | 2015 | 16   | 16               | <1                  | <1   | 26                 | 1            | 2  | 41             | 36               | <1   | 5                  | 61                 | 5  | 14                | 27             | 25   | <1                  | 2                  | 41                 | 3            | 7                 |
|                            | 2022 | 22   | 21               | <1                  | 1  | 30                 | 2            | 3  | 45             | 41               | <1   | 3                  | 67                 | 7  | 9                 | 33             | 31   | <1                  | 2                  | 47                 | 5            | 6                 |
| South Africa               | 2015 | -  | -                | -                   | 5  | 63                 | 5            | 5  | 71             | 3                | 3  | 65                 | 8                  | 2  | 84                | 67             | 11   | 10                  | 44                 | 27                 | 3            | 56                |
|                            | 2022 | -  | -                | -                   | 4  | 71                 | 7            | 5  | 73             | 2                | 2  | 68                 | 7                  | 1  | 88                | 72             | 11   | 10                  | 48                 | 27                 | 3            | 61                |
| South Sudan                | 2015 | -  | -                | -                   | -  | 12                 | <1           | <1   | -              | -                | -  | -                  | 44                 | 1  | 1                 | -              | -  | -                   | -                  | 18                 | <1           | <1                |
|                            | 2022 | -  | -                | -                   | -  | 15                 | <1           | <1   | -              | -                | -  | -                  | 57                 | 2  | 2                 | -              | -  | -                   | -                  | 24                 | <1           | <1                |
| Spain                      | 2015 | -  | -                | -                   | -  | -                  | -            | -  | -              | -                | -  | -                  | -                  | -  | -                 | 90             | <1   | 3                   | 87                 | 2                  | 1            | 97                |
|                            | 2022 | -  | -                | -                   | -  | -                  | -            | -  | -              | -                | -  | -                  | -                  | -  | -                 | 90             | <1   | 4                   | 86                 | 4                  | <1           | 96                |
| Sri Lanka                  | 2015 | -  | -                | -                   | -  | 88                 | 5            | 2  | -              | -                | -  | -                  | 71                 | 13   | 13                | -              | -  | -                   | -                  | 85                 | 7            | 4                 |
|                            | 2022 | -  | -                | -                   | -  | 93                 | 7            | <1   | -              | -                | -  | -                  | 73                 | 18   | 7                 | -              | -  | -                   | -                  | 89                 | 9            | 1                 |
| State of Palestine*        | 2015 | 37   | 31               | <1                  | 6  | 38                 | 49           | 11   | 66             | 13               | 7  | 46                 | 15                 | 21   | 64                | 59             | 18   | 5                   | 36                 | 21                 | 28           | 51                |
|                            | 2022 | 55   | 48               | <1                  | 6  | 65                 | 22           | 12   | 75             | 20               | 7  | 48                 | 26                 | 9  | 64                | 70             | 27   | 5                   | 38                 | 35                 | 12           | 52                |
| Sudan                      | 2015 | -  | -                | -                   | -  | 28                 | <1           | <1   | -              | -                | -  | -                  | 53                 | 15   | 3                 | -              | -  | -                   | -                  | 37                 | 6            | <1                |
|                            | 2020 | -  | -                | -                   | -  | 30                 | <1           | <1   | -              | -                | -  | -                  | 53                 | 16   | 3                 | -              | -  | -                   | -                  | 38                 | 6            | 1                 |
| Suriname                   | 2015 | 36   | 36               | <1                  | <1   | 18                 | 66           | 1  | 22             | 21               | <1   | <1                 | 4                  | 93   | 2                 | 27             | 26   | <1                  | <1                 | 9                  | 84           | 2                 |
|                            | 2022 | 34   | 33               | <1                  | <1   | 8                  | 81           | 2  | 21             | 19               | <1   | 1                  | <1                 | 96   | 3                 | 25             | 24   | <1                  | 1                  | 3                  | 91           | 2                 |
| Sweden                     | 2015 | 92   | 1                | 16                  | 74   | <1                 | 25           | 74   | 96             | <1               | 6  | 89                 | <1                 | 10   | 90                | 95             | <1   | 8                   | 87                 | <1                 | 12           | 88                |
|                            | 2022 | 92   | 1                | 16                  | 75   | <1                 | 24           | 75   | 96             | <1               | 6  | 90                 | <1                 | 9  | 90                | 96             | <1   | 7                   | 88                 | <1                 | 11           | 89                |
| Switzerland                | 2015 | 97   | 1                | 1                   | 95   | <1                 | 5            | 95   | >99            | <1               | <1   | >99                | <1                 | <1   | >99               | >99            | <1   | <1                  | 98                 | <1                 | 1            | 99                |
|                            | 2022 | >99  | <1               | <1                  | 98   | 1                  | <1           | 98   | >99            | <1               | <1   | >99                | <1                 | <1   | >99               | >99            | <1   | <1                  | >99                | <1                 | <1           | >99               |
| Syrian Arab Republic       | 2015 | -  | -                | -                   | -  | 17                 | 16           | 65   | -              | -                | -  | -                  | 1                  | <1   | 97                | -              | -  | -                   | -                  | 9                  | 8            | 82                |
|                            | 2022 | -  | -                | -                   | -  | 3                  | 19           | 77   | -              | -                | -  | -                  | <1                 | <1   | 99                | -              | -  | -                   | -                  | 2                  | 9            | 89                |
| Tajikistan                 | 2015 | 58   | 58               | <1                  | <1   | 94                 | 3            | <1   | -              | -                | -  | -                  | 43                 | <1   | 55                | -              | -  | -                   | -                  | 80                 | 2            | 15                |
|                            | 2022 | 59   | 59               | <1                  | <1   | 95                 | 4            | <1   | -              | -                | -  | -                  | 40                 | <1   | 58                | -              | -  | -                   | -                  | 80                 | 3            | 17                |
| Thailand                   | 2015 | 21   | 18               | <1                  | 3  | 4                  | 89           | 7  | 28             | 21               | <1   | 7                  | 1                  | 84   | 14                | 24             | 19   | <1                  | 5                  | 3                  | 87           | 10                |
|                            | 2022 | 22   | 18               | <1                  | 4  | 5                  | 87           | 8  | 30             | 20               | <1   | 10                 | 2                  | 78   | 20                | 26             | 19   | <1                  | 7                  | 3                  | 82           | 14                |
| Timor-Leste                | 2015 | -  | -                | -                   | -  | 27                 | 18           | 8  | -              | -                | -  | -                  | 30                 | 38   | 18                | -              | -  | -                   | -                  | 28                 | 24           | 11                |
|                            | 2022 | -  | -                | -                   | -  | 32                 | 24           | 8  | -              | -                | -  | -                  | 37                 | 39   | 18                | -              | -  | -                   | -                  | 33                 | 29           | 11                |

| COUNTRY, AREA OR TERRITORY         | Year | Population (thousands) |         | RURAL          |                  |            |                 |   |  | URBAN          |                  |            |                 |   |  | TOTAL          |                  |            |                 |   |  |
|------------------------------------|------|------------------------|---------|----------------|------------------|------------|-----------------|---|--|----------------|------------------|------------|-----------------|---|--|----------------|------------------|------------|-----------------|---|--|
|                                    |      | Population (thousands) | % urban | At least basic | Limited (shared) | Unimproved | Open defecation | Annual rate of change in at least basic |  | At least basic | Limited (shared) | Unimproved | Open defecation | Annual rate of change in at least basic |  | At least basic | Limited (shared) | Unimproved | Open defecation | Annual rate of change in at least basic |  |
|                                    |      |                        |         |                |                  |            |                 | Annual rate of change in at least basic | Annual rate of change in open defecation |                |                  |            |                 | Annual rate of change in at least basic | Annual rate of change in open defecation |                |                  |            |                 | Annual rate of change in at least basic | Annual rate of change in open defecation |
| Togo                               | 2015 | 7 473                  | 40      | 7              | 10               | 16         | 68              |   |  | 30             | 48               | 7          | 15              |   |  | 16             | 25               | 12         | 47              |   |  |
|                                    | 2022 | 8 849                  | 44      | 9              | 10               | 19         | 61              | 0.29                                    | -0.87                                    | 32             | 50               | 7          | 11              | 0.39                                    | -0.52                                    | 19             | 28               | 14         | 39              | 0.44                                    | -1.01                                    |
| Tokelau                            | 2015 | 1                      | 0       | 94             | 4                | 2          | <1              | 0.91                                    | -  | -              | -                | -          | -               | -                                       | -  | 94             | 4                | 2          | <1              | 0.91                                    | -  |
|                                    | 2022 | 2                      | 0       | 97             | 3                | <1         | -               | -                                       | -  | -              | -                | -          | -               | -                                       | -  | 97             | 3                | <1         | -               | -                                       | -  |
| Tonga                              | 2015 | 106                    | 23      | 92             | 2                | 5          | <1              | 0.41                                    | -0.01                                    | 97             | 2                | <1         | <1              | -0.04                                   | 0.00                                     | 93             | 2                | 4          | <1              | 0.31                                    | -0.00                                    |
|                                    | 2022 | 107                    | 23      | 95             | 5                | <1         | <1              | -                                       | -  | 96             | 3                | <1         | <1              | -                                       | -  | 95             | 4                | <1         | <1              | -                                       | -  |
| Trinidad and Tobago                | 2015 | 1 460                  | 53      | -              | -                | -          | -               | -                                       | -  | -              | -                | -          | -               | -                                       | -  | 94             | 6                | <1         | <1              | 0.18                                    | -0.01                                    |
|                                    | 2022 | 1 531                  | 53      | -              | -                | -          | -               | -                                       | -  | -              | -                | -          | -               | -                                       | -  | 94             | 6                | <1         | <1              | -                                       | -  |
| Tunisia                            | 2015 | 11 558                 | 68      | 83             | 8                | 5          | 4               | 2.25                                    | -1.16                                    | 96             | 2                | 2          | <1              | 0.20                                    | -0.01                                    | 92             | 4                | 3          | 2               | 0.95                                    | -0.43                                    |
|                                    | 2022 | 12 356                 | 70      | 97             | 2                | <1         | <1              | -                                       | -  | 98             | 1                | 1          | <1              | -                                       | -  | 97             | 2                | <1         | <1              | -                                       | -  |
| Türkiye                            | 2015 | 79 646                 | 74      | 90             | 2                | 8          | <1              | 1.27                                    | -0.03                                    | 99             | <1               | <1         | <1              | 0.18                                    | -0.01                                    | 96             | <1               | 3          | <1              | 0.58                                    | -0.02                                    |
|                                    | 2022 | 85 341                 | 77      | 97             | 1                | <1         | <1              | -                                       | -  | >99            | <1               | <1         | <1              | -                                       | -  | >99            | <1               | <1         | <1              | -                                       | -  |
| Turkmenistan                       | 2015 | 5 766                  | 50      | 99             | <1               | <1         | <1              | 0.19                                    | -0.04                                    | 96             | 4                | <1         | <1              | 0.46                                    | -0.01                                    | 97             | 2                | <1         | <1              | 0.31                                    | -0.03                                    |
|                                    | 2022 | 6 431                  | 53      | >99            | <1               | <1         | <1              | -                                       | -  | >99            | <1               | <1         | <1              | -                                       | -  | >99            | <1               | <1         | <1              | -                                       | -  |
| Turks and Caicos Islands           | 2016 | 38                     | 93      | 92             | 6                | 2          | <1              | -                                       | -  | 93             | 6                | 1          | <1              | -                                       | -  | 93             | 6                | 1          | <1              | -                                       | -  |
|                                    | 2022 | 46                     | 94      | 92             | 6                | 2          | <1              | -                                       | -  | 93             | 6                | 1          | <1              | -                                       | -  | 93             | 6                | 1          | <1              | -                                       | -  |
| Tuvalu                             | 2015 | 11                     | 60      | 83             | 7                | 3          | 7               | 0.32                                    | -0.37                                    | 83             | 12               | 2          | 3               | -0.01                                   | -0.14                                    | 84             | 10               | 2          | 5               | 0.15                                    | -0.27                                    |
|                                    | 2022 | 11                     | 66      | 85             | 9                | 2          | 4               | -                                       | -  | 83             | 14               | 1          | 2               | -                                       | -  | 84             | 12               | 2          | 3               | -                                       | -  |
| Uganda                             | 2015 | 37 477                 | 22      | 17             | 9                | 66         | 8               | 0.16                                    | -0.54                                    | 29             | 40               | 29         | 2               | 0.10                                    | -0.01                                    | 20             | 16               | 58         | 7               | 0.21                                    | -0.47                                    |
|                                    | 2022 | 47 250                 | 26      | 18             | 10               | 68         | 5               | -                                       | -  | 30             | 37               | 31         | 2               | -                                       | -  | 21             | 17               | 58         | 4               | -                                       | -  |
| Ukraine                            | 2015 | 44 983                 | 69      | 96             | 3                | 1          | <1              | 0.39                                    | -0.01                                    | 98             | 2                | <1         | <1              | 0.04                                    | 0.00                                     | 97             | 2                | <1         | <1              | 0.16                                    | -0.00                                    |
|                                    | 2022 | 39 702                 | 70      | 97             | 3                | <1         | <1              | -                                       | -  | 98             | 2                | <1         | <1              | -                                       | -  | 98             | 2                | <1         | <1              | -                                       | -  |
| United Arab Emirates               | 2015 | 8 917                  | 86      | >99            | <1               | <1         | <1              | 0.00                                    | 0.00                                     | 99             | <1               | <1         | <1              | 0.00                                    | 0.00                                     | >99            | <1               | <1         | <1              | -0.00                                   | 0.00                                     |
|                                    | 2022 | 9 441                  | 88      | >99            | <1               | <1         | <1              | -                                       | -  | 99             | <1               | <1         | <1              | -                                       | -  | >99            | <1               | <1         | <1              | -                                       | -  |
| United Kingdom                     | 2015 | 65 224                 | 83      | >99            | <1               | <1         | <1              | 0.00                                    | 0.00                                     | >99            | <1               | <1         | <1              | 0.00                                    | 0.00                                     | >99            | <1               | <1         | <1              | -0.00                                   | 0.00                                     |
|                                    | 2022 | 67 509                 | 84      | >99            | <1               | <1         | <1              | -                                       | -  | >99            | <1               | <1         | <1              | -                                       | -  | >99            | <1               | <1         | <1              | -                                       | -  |
| United Republic of Tanzania        | 2015 | 52 543                 | 32      | 17             | 4                | 67         | 11              | 0.75                                    | -0.22                                    | 39             | 33               | 27         | 1               | 1.57                                    | -0.10                                    | 24             | 13               | 54         | 8               | 1.10                                    | -0.25                                    |
|                                    | 2022 | 65 498                 | 37      | 21             | 6                | 63         | 10              | -                                       | -  | 47             | 43               | 10         | <1              | -                                       | -  | 31             | 19               | 44         | 6               | -                                       | -  |
| United States Virgin Islands       | 2015 | 103                    | 95      | -              | -                | -          | -               | -                                       | -  | -              | -                | -          | -               | -                                       | -  | >99            | <1               | <1         | <1              | 0.00                                    | 0.00                                     |
|                                    | 2022 | 99                     | 96      | -              | -                | -          | -               | -                                       | -  | -              | -                | -          | -               | -                                       | -  | >99            | <1               | <1         | <1              | -                                       | -  |
| United States of America           | 2015 | 324 608                | 82      | >99            | <1               | <1         | <1              | -0.07                                   | 0.00                                     | >99            | <1               | <1         | <1              | 0.00                                    | 0.00                                     | >99            | <1               | <1         | <1              | -0.01                                   | 0.00                                     |
|                                    | 2022 | 338 290                | 83      | 99             | <1               | 1          | <1              | -                                       | -  | >99            | <1               | <1         | <1              | -                                       | -  | >99            | <1               | <1         | <1              | -                                       | -  |
| Uruguay                            | 2015 | 3 403                  | 95      | 95             | 1                | 3          | 1               | 0.64                                    | -0.21                                    | 97             | 2                | <1         | <1              | 0.19                                    | -0.05                                    | 97             | 2                | <1         | <1              | 0.22                                    | -0.06                                    |
|                                    | 2022 | 3 423                  | 96      | >99            | <1               | <1         | <1              | -                                       | -  | 98             | 1                | <1         | <1              | -                                       | -  | 98             | 1                | <1         | <1              | -                                       | -  |
| Uzbekistan                         | 2015 | 30 949                 | 51      | 95             | 1                | 3          | <1              | 0.29                                    | 0.00                                     | 96             | 3                | 2          | <1              | -0.04                                   | 0.00                                     | 95             | 2                | 2          | <1              | 0.13                                    | -0.00                                    |
|                                    | 2022 | 34 628                 | 50      | 97             | 1                | 1          | <1              | -                                       | -  | 95             | 3                | 2          | <1              | -                                       | -  | 96             | 2                | 2          | <1              | -                                       | -  |
| Vanuatu                            | 2015 | 276                    | 25      | 48             | 18               | 34         | <1              | -0.27                                   | -0.13                                    | 58             | 35               | 6          | <1              | -0.91                                   | -0.01                                    | 50             | 22               | 27         | <1              | -0.40                                   | -0.10                                    |
|                                    | 2022 | 327                    | 26      | 45             | 22               | 33         | <1              | -                                       | -  | 51             | 44               | 6          | <1              | -                                       | -  | 47             | 27               | 26         | <1              | -                                       | -  |
| Venezuela (Bolivarian Republic of) | 2015 | 30 530                 | 88      | -              | -                | -          | -               | -                                       | -  | -              | -                | -          | -               | -                                       | -  | 95             | <1               | 2          | 4               | 0.55                                    | -  |
|                                    | 2022 | 28 302                 | 88      | -              | -                | -          | -               | -                                       | -  | -              | -                | -          | -               | -                                       | -  | 98             | <1               | 2          | -               | -                                       | -  |
| Viet Nam                           | 2015 | 92 191                 | 34      | 73             | 3                | 18         | 6               | 2.19                                    | -0.93                                    | 92             | 3                | 4          | 1               | 0.83                                    | -0.25                                    | 79             | 3                | 13         | 5               | 1.92                                    | -0.77                                    |
|                                    | 2022 | 98 187                 | 39      | 88             | 3                | 9          | <1              | -                                       | -  | 98             | 2                | <1         | <1              | -                                       | -  | 92             | 2                | 6          | <1              | -                                       | -  |
| Wallis and Futuna Islands          | 2015 | 12                     | 0       | 95             | <1               | <1         | 5               | -0.06                                   | 0.06                                     | -              | -                | -          | -               | -                                       | -  | 95             | <1               | <1         | 5               | -0.06                                   | 0.06                                     |
|                                    | 2022 | 12                     | 0       | 94             | <1               | <1         | 6               | -                                       | -  | -              | -                | -          | -               | -                                       | -  | 94             | <1               | <1         | 6               | -                                       | -  |
| Yemen                              | 2015 | 28 517                 | 35      | 36             | 5                | 37         | 23              | 0.46                                    | -1.30                                    | 81             | 5                | 13         | 2               | -0.48                                   | -0.15                                    | 52             | 5                | 28         | 15              | 0.44                                    | -1.07                                    |
|                                    | 2022 | 33 697                 | 39      | 40             | 5                | 42         | 14              | -                                       | -  | 78             | 5                | 16         | <1              | -                                       | -  | 55             | 5                | 32         | 9               | -                                       | -  |
| Zambia                             | 2015 | 16 248                 | 42      | 25             | 8                | 48         | 19              | 1.15                                    | -1.45                                    | 43             | 32               | 23         | 1               | -0.17                                   | -0.13                                    | 32             | 18               | 38         | 12              | 0.74                                    | -1.04                                    |
|                                    | 2022 | 20 018                 | 46      | 32             | 9                | 48         | 11              | -                                       | -  | 42             | 36               | 21         | <1              | -                                       | -  | 36             | 22               | 36         | 6               | -                                       | -  |
| Zimbabwe                           | 2015 | 14 155                 | 32      | 33             | 17               | 18         | 32              | -0.15                                   | -0.92                                    | 49             | 48               | 3          | <1              | -1.03                                   | -0.16                                    | 38             | 27               | 13         | 22              | -0.45                                   | -0.64                                    |
|                                    | 2022 | 16 321                 | 32      | 32             | 18               | 24         | 26              | -                                       | -  | 40             | 57               | 3          | <1              | -                                       | -  | 35             | 31               | 17         | 17              | -                                       | -  |



| COUNTRY, AREA OR TERRITORY        | Year | RURAL  |                  |                     |  |                    |              | URBAN  |                |                  |  |                    |                    | TOTAL  |                   |                |  |                     |                    |                    |              |                   |
|-----------------------------------|------|--|------------------|---------------------|--|--------------------|--------------|--|----------------|------------------|--|--------------------|--------------------|--|-------------------|----------------|--|---------------------|--------------------|--------------------|--------------|-------------------|
|                                   |      | Proportion of population using improved sanitation facilities (excluding shared) |                  |                     | Proportion of population using improved sanitation facilities (including shared) |                    |              | Proportion of population using improved sanitation facilities (excluding shared) |                |                  | Proportion of population using improved sanitation facilities (including shared) |                    |                    | Proportion of population using improved sanitation facilities (excluding shared) |                   |                | Proportion of population using improved sanitation facilities (including shared) |                     |                    |                    |              |                   |
|                                   |      | Safely managed   | Disposed in situ | Emptied and treated | Wastewater treated   | Latrines and other | Septic tanks | Sewer connections  | Safely managed | Disposed in situ | Emptied and treated  | Wastewater treated | Latrines and other | Septic tanks   | Sewer connections | Safely managed | Disposed in situ   | Emptied and treated | Wastewater treated | Latrines and other | Septic tanks | Sewer connections |
| Togo                              | 2015 | 4  | 4                | <1                  | <1   | 14                 | 2            | <1   | 7              | 7                | <1   | <1                 | 40                 | 37   | <1                | 5              | 5  | <1                  | <1                 | 25                 | 16           | <1                |
|                                   | 2022 | 5  | 5                | <1                  | <1   | 15                 | 4            | <1   | 7              | 7                | <1   | <1                 | 36                 | 46   | <1                | 6              | 6  | <1                  | <1                 | 24                 | 22           | <1                |
| Tokelau                           | 2015 | -  | -                | -                   | -  | -                  | -            | -  | -              | -                | -  | -                  | -                  | -  | -                 | -              | -  | -                   | -                  | -                  | -            | -                 |
|                                   | 2022 | -  | -                | -                   | -  | -                  | -            | -  | -              | -                | -  | -                  | -                  | -  | -                 | -              | -  | -                   | -                  | -                  | -            | -                 |
| Tonga                             | 2015 | 37   | 37               | <1                  | <1   | 12                 | 81           | 2  | 26             | 25               | <1   | <1                 | 5                  | 93   | 1                 | 35             | 34   | <1                  | <1                 | 10                 | 84           | 2                 |
|                                   | 2022 | 35   | 33               | <1                  | 2  | 5                  | 91           | 3  | 22             | 21               | <1   | 1                  | <1                 | 97   | 3                 | 32             | 31   | <1                  | 1                  | 4                  | 93           | 3                 |
| Trinidad and Tobago               | 2015 | -  | -                | -                   | -  | -                  | -            | -  | -              | -                | -  | -                  | -                  | -  | -                 | -              | -  | -                   | 19                 | 6                  | 73           | 20                |
|                                   | 2022 | -  | -                | -                   | -  | -                  | -            | -  | -              | -                | -  | -                  | -                  | -  | -                 | -              | -  | -                   | 19                 | 6                  | 73           | 20                |
| Tunisia                           | 2015 | 52   | 44               | <1                  | 8  | 43                 | 38           | 9  | 84             | 7                | 1  | 76                 | 7                  | 12   | 80                | 74             | 19   | <1                  | 54                 | 18                 | 20           | 57                |
|                                   | 2022 | 63   | 53               | <1                  | 10   | 51                 | 38           | 10   | 89             | 8                | 1  | 80                 | 9                  | 8  | 82                | 81             | 21   | <1                  | 59                 | 22                 | 17           | 60                |
| Türkiye                           | 2015 | 67   | 21               | 16                  | 31   | 42                 | -            | 50   | 64             | 1                | 1  | 61                 | 3                  | -  | 96                | 65             | 6  | 5                   | 53                 | 13                 | -            | 84                |
|                                   | 2022 | 81   | 19               | 16                  | 46   | 38                 | -            | 61   | 78             | 1                | <1   | 76                 | 2                  | -  | 98                | 79             | 5  | 4                   | 69                 | 11                 | -            | 89                |
| Turkmenistan                      | 2015 | -  | -                | -                   | -  | 98                 | <1           | <1   | -              | -                | -  | -                  | 45                 | 2  | 52                | -              | -  | -                   | -                  | 71                 | 2            | 26                |
|                                   | 2022 | -  | -                | -                   | -  | 98                 | 1            | <1   | -              | -                | -  | -                  | 43                 | 3  | 54                | -              | -  | -                   | -                  | 69                 | 2            | 29                |
| Turks and Caicos Islands          | 2016 | 44   | 44               | <1                  | <1   | 13                 | 85           | <1   | 33             | 33               | <1   | <1                 | 8                  | 91   | <1                | 34             | 34   | <1                  | <1                 | 8                  | 91           | <1                |
|                                   | 2022 | 44   | 44               | <1                  | <1   | 13                 | 85           | <1   | 33             | 33               | <1   | <1                 | 8                  | 91   | <1                | 34             | 34   | <1                  | <1                 | 8                  | 91           | <1                |
| Tuvalu                            | 2015 | 47   | 47               | <1                  | <1   | 14                 | 76           | <1   | 36             | 36               | <1   | <1                 | 7                  | 88   | <1                | 41             | 41   | <1                  | <1                 | 10                 | 83           | <1                |
|                                   | 2022 | 42   | 42               | <1                  | <1   | 1                  | 93           | <1   | 35             | 35               | <1   | <1                 | 3                  | 93   | <1                | 37             | 37   | <1                  | <1                 | 3                  | 93           | <1                |
| Uganda                            | 2015 | 15   | 15               | <1                  | <1   | 25                 | <1           | <1   | 22             | 21               | <1   | <1                 | 59                 | 7  | 2                 | 17             | 17   | <1                  | <1                 | 33                 | 2            | <1                |
|                                   | 2022 | 16   | 16               | <1                  | <1   | 27                 | <1           | <1   | 22             | 22               | <1   | <1                 | 58                 | 7  | 2                 | 18             | 18   | <1                  | <1                 | 35                 | 2            | <1                |
| Ukraine                           | 2015 | -  | -                | -                   | 1  | 93                 | 3            | 3  | 61             | 13               | 7  | 40                 | 27                 | <1   | 73                | 65             | 24   | 13                  | 28                 | 48                 | <1           | 51                |
|                                   | 2022 | -  | -                | -                   | 2  | 95                 | 3            | 3  | 69             | 13               | 9  | 47                 | 27                 | <1   | 73                | 72             | 23   | 15                  | 33                 | 48                 | <1           | 52                |
| United Arab Emirates              | 2015 | 99   | 6                | 6                   | 86   | 11                 | 3            | 86   | 98             | 2                | 2  | 94                 | 4                  | 1  | 94                | 98             | 3  | 3                   | 92                 | 5                  | 1            | 93                |
|                                   | 2022 | 99   | 6                | 6                   | 86   | 11                 | 3            | 86   | 98             | 2                | 2  | 94                 | 4                  | 1  | 94                | 98             | 3  | 3                   | 93                 | 5                  | 1            | 93                |
| United Kingdom                    | 2015 | 94   | 3                | 3                   | 88   | <1                 | 12           | 88   | 99             | <1               | <1   | 99                 | <1                 | <1   | >99               | 98             | <1   | <1                  | 97                 | <1                 | 2            | 98                |
|                                   | 2022 | 94   | 3                | 3                   | 88   | <1                 | 12           | 88   | 99             | <1               | <1   | 99                 | <1                 | <1   | >99               | 98             | <1   | <1                  | 97                 | <1                 | 2            | 98                |
| United Republic of Tanzania       | 2015 | 17   | 16               | <1                  | <1   | 20                 | 2            | <1   | 30             | 29               | <1   | 1                  | 55                 | 14   | 3                 | 21             | 20   | <1                  | <1                 | 31                 | 6            | 1                 |
|                                   | 2022 | 20   | 20               | <1                  | <1   | 24                 | 3            | <1   | 34             | 34               | <1   | <1                 | 67                 | 21   | 1                 | 25             | 25   | <1                  | <1                 | 40                 | 10           | <1                |
| United States Virgin Islands      | 2015 | -  | -                | -                   | -  | -                  | -            | -  | -              | -                | -  | -                  | -                  | -  | -                 | -              | -  | -                   | -                  | <1                 | 55           | 44                |
|                                   | 2022 | -  | -                | -                   | -  | -                  | -            | -  | -              | -                | -  | -                  | -                  | -  | -                 | -              | -  | -                   | -                  | <1                 | 60           | 39                |
| United States of America          | 2015 | -  | -                | -                   | 31   | <1                 | 67           | 32   | 97             | 3                | 3  | 91                 | <1                 | 6  | 94                | 97             | 9  | 8                   | 80                 | <1                 | 17           | 82                |
|                                   | 2022 | -  | -                | -                   | 40   | <1                 | 58           | 41   | 97             | 2                | 2  | 93                 | <1                 | 4  | 95                | 97             | 7  | 7                   | 84                 | <1                 | 14           | 86                |
| Uruguay                           | 2015 | -  | -                | -                   | -  | 7                  | 87           | 2  | -              | -                | -  | -                  | 2                  | 34   | 63                | -              | -  | -                   | -                  | 3                  | 36           | 60                |
|                                   | 2022 | -  | -                | -                   | -  | 13                 | 85           | 2  | -              | -                | -  | -                  | 4                  | 30   | 64                | -              | -  | -                   | -                  | 5                  | 33           | 62                |
| Uzbekistan                        | 2015 | 84   | 84               | <1                  | <1   | 95                 | <1           | 1  | 64             | 45               | <1   | 19                 | 59                 | <1   | 39                | 74             | 64   | <1                  | 10                 | 77                 | <1           | 20                |
|                                   | 2022 | 86   | 85               | <1                  | <1   | 96                 | <1           | 2  | 63             | 43               | <1   | 20                 | 56                 | <1   | 42                | 75             | 64   | <1                  | 11                 | 76                 | <1           | 22                |
| Vanuatu                           | 2015 | -  | -                | -                   | <1   | 59                 | 6            | <1   | 35             | 10               | 25   | <1                 | 22                 | 71   | <1                | -              | -  | -                   | <1                 | 50                 | 22           | <1                |
|                                   | 2022 | -  | -                | -                   | <1   | 59                 | 8            | <1   | 30             | 8                | 21   | <1                 | 22                 | 72   | <1                | -              | -  | -                   | <1                 | 49                 | 25           | <1                |
| Venezuela(Bolivarian Republic of) | 2015 | -  | -                | -                   | -  | -                  | -            | -  | -              | -                | -  | -                  | -                  | -  | -                 | 26             | 3  | <1                  | 22                 | <1                 | 10           | 83                |
|                                   | 2022 | -  | -                | -                   | -  | -                  | -            | -  | -              | -                | -  | -                  | -                  | -  | -                 | 27             | 2  | <1                  | 24                 | 2                  | 4            | 92                |
| Viet Nam                          | 2015 | 40   | 40               | <1                  | <1   | 20                 | 54           | 2  | 40             | 38               | <1   | 2                  | 7                  | 83   | 4                 | 40             | 39   | <1                  | 1                  | 16                 | 64           | 3                 |
|                                   | 2022 | 45   | 44               | <1                  | 1  | 12                 | 77           | 2  | 41             | 38               | <1   | 3                  | <1                 | 94   | 5                 | 44             | 42   | <1                  | 2                  | 7                  | 84           | 3                 |
| Wallis and Futuna Islands         | 2015 | -  | -                | -                   | -  | 17                 | 78           | -  | -              | -                | -  | -                  | -                  | -  | -                 | -              | -  | -                   | -                  | 17                 | 78           | -                 |
|                                   | 2022 | -  | -                | -                   | -  | 16                 | 78           | -  | -              | -                | -  | -                  | -                  | -  | -                 | -              | -  | -                   | -                  | 16                 | 78           | -                 |
| Yemen                             | 2015 | -  | -                | -                   | <1   | 4                  | 30           | 7  | 61             | 4                | 3  | 54                 | <1                 | 16   | 69                | 17             | 7  | 2                   | 19                 | 2                  | 25           | 29                |
|                                   | 2022 | -  | -                | -                   | <1   | 8                  | 30           | 7  | 60             | 3                | 3  | 54                 | <1                 | 14   | 69                | 19             | 8  | 2                   | 22                 | 5                  | 24           | 31                |
| Zambia                            | 2015 | 24   | 24               | <1                  | <1   | 31                 | 1            | <1   | -              | -                | -  | -                  | 40                 | 13   | 22                | -              | -  | -                   | -                  | 35                 | 6            | 10                |
|                                   | 2022 | 31   | 30               | <1                  | <1   | 39                 | 1            | <1   | -              | -                | -  | -                  | 43                 | 17   | 18                | -              | -  | -                   | -                  | 41                 | 9            | 8                 |
| Zimbabwe                          | 2015 | 32   | 31               | <1                  | <1   | 46                 | 2            | 2  | 33             | 6                | <1   | 27                 | 8                  | 9  | 79                | 32             | 23   | <1                  | 9                  | 34                 | 5            | 27                |
|                                   | 2022 | 30   | 30               | <1                  | <1   | 46                 | 3            | <1   | 35             | 5                | <1   | 29                 | 6                  | 13   | 78                | 32             | 22   | <1                  | 10                 | 33                 | 6            | 26                |

## ANNEX 5

### Hygiene estimates

| COUNTRY, AREA OR TERRITORY       | Year | Population (thousands) | % urban | RURAL |                                 |             |                                | URBAN |                                 |             |                                | TOTAL |                                 |             |                                |
|----------------------------------|------|------------------------|---------|-------|---------------------------------|-------------|--------------------------------|-------|---------------------------------|-------------|--------------------------------|-------|---------------------------------|-------------|--------------------------------|
|                                  |      |                        |         | Basic | Limited (without water or soap) | No facility | Annual rate of change in basic | Basic | Limited (without water or soap) | No facility | Annual rate of change in basic | Basic | Limited (without water or soap) | No facility | Annual rate of change in basic |
| Afghanistan                      | 2015 | 33 753                 | 25      | 35    | 38                              | 27          | 1.34                           | 63    | 25                              | 11          | -0.69                          | 42    | 35                              | 23          | 0.87                           |
|                                  | 2022 | 41 129                 | 27      | 44    | 49                              | 6           |                                | 59    | 37                              | 4           |                                | 48    | 46                              | 6           |                                |
| Algeria                          | 2015 | 39 543                 | 71      | 74    | 14                              | 12          | 0.21                           | 88    | 6                               | 5           | -0.02                          | 84    | 9                               | 7           | 0.12                           |
|                                  | 2022 | 44 903                 | 75      | 75    | 17                              | 8           |                                | 88    | 9                               | 3           |                                | 85    | 11                              | 4           |                                |
| American Samoa                   | 2015 | 51                     | 87      | -     | -                               | -           | -                              | -     | -                               | -           | -                              | -     | -                               | 8           | -                              |
|                                  | 2021 | 45                     | 87      | -     | -                               | -           | -                              | -     | -                               | -           | -                              | -     | -                               | 6           |                                |
| Angola                           | 2015 | 28 128                 | 63      | 13    | 14                              | 73          | -                              | 34    | 16                              | 50          | -                              | 26    | 15                              | 59          | -                              |
|                                  | 2020 | 33 428                 | 67      | 13    | 14                              | 73          | -                              | 34    | 16                              | 50          | -                              | 27    | 15                              | 58          |                                |
| Armenia                          | 2015 | 2 879                  | 63      | 87    | 4                               | 10          | 0.49                           | 96    | 2                               | 2           | 0.09                           | 93    | 2                               | 5           | 0.24                           |
|                                  | 2022 | 2 780                  | 64      | 90    | <1                              | 10          |                                | 97    | 1                               | 2           |                                | 94    | <1                              | 5           |                                |
| Aruba                            | 2015 | 104                    | 43      | -     | -                               | -           | -                              | -     | -                               | -           | -                              | >99   | -                               | -           | 0.00                           |
|                                  | 2022 | 106                    | 44      | -     | -                               | -           | -                              | -     | -                               | -           | -                              | >99   | -                               | -           |                                |
| Azerbaijan                       | 2015 | 9 863                  | 55      | 87    | 11                              | 2           | -                              | 91    | 8                               | 1           | -                              | 89    | 9                               | 2           | -                              |
|                                  | 2017 | 10 072                 | 55      | 87    | 11                              | 2           | -                              | 91    | 8                               | 1           | -                              | 89    | 9                               | 2           |                                |
| Bahrain                          | 2015 | 1 362                  | 89      | -     | -                               | -           | -                              | -     | -                               | -           | -                              | >99   | <1                              | <1          | 0.00                           |
|                                  | 2022 | 1 472                  | 90      | -     | -                               | -           | -                              | -     | -                               | -           | -                              | >99   | <1                              | <1          |                                |
| Bangladesh                       | 2015 | 157 830                | 34      | 35    | 54                              | 12          | 3.30                           | 55    | 38                              | 6           | 1.77                           | 42    | 48                              | 10          | 2.85                           |
|                                  | 2022 | 171 186                | 40      | 58    | 36                              | 7           |                                | 68    | 29                              | 3           |                                | 62    | 33                              | 5           |                                |
| Barbados                         | 2015 | 278                    | 31      | -     | -                               | -           | -                              | -     | -                               | -           | -                              | 88    | 2                               | 9           | -                              |
|                                  | 2016 | 279                    | 31      | -     | -                               | -           | -                              | -     | -                               | -           | -                              | 88    | 2                               | 9           |                                |
| Belize                           | 2015 | 360                    | 45      | 88    | 7                               | 5           | 0.14                           | 88    | 7                               | 5           | 0.64                           | 88    | 7                               | 5           | 0.37                           |
|                                  | 2022 | 405                    | 46      | 89    | 11                              | <1          |                                | 92    | 8                               | <1          |                                | 90    | 10                              | <1          |                                |
| Benin                            | 2015 | 10 933                 | 46      | 6     | 50                              | 44          | 0.31                           | 13    | 43                              | 43          | 0.44                           | 9     | 47                              | 44          | 0.42                           |
|                                  | 2022 | 13 353                 | 50      | 8     | 48                              | 44          |                                | 17    | 40                              | 43          |                                | 12    | 44                              | 44          |                                |
| Bhutan                           | 2015 | 743                    | 39      | 85    | 14                              | 2           | 1.63                           | 88    | 12                              | <1          | 0.21                           | 86    | 13                              | 1           | 1.04                           |
|                                  | 2022 | 782                    | 44      | 96    | 4                               | <1          |                                | 90    | 10                              | <1          |                                | 93    | 7                               | <1          |                                |
| Bolivia (Plurinational State of) | 2015 | 11 090                 | 68      | 22    | 26                              | 52          | 0.00                           | 29    | 8                               | 63          | 0.00                           | 27    | 13                              | 60          | 0.03                           |
|                                  | 2022 | 12 224                 | 71      | 22    | 26                              | 52          |                                | 29    | 8                               | 63          |                                | 27    | 13                              | 60          |                                |
| Bosnia and Herzegovina           | 2015 | 3 524                  | 47      | 96    | 2                               | 2           | -                              | 99    | <1                              | <1          | -                              | 97    | 2                               | 1           | -                              |
|                                  | 2016 | 3 481                  | 48      | 96    | 2                               | 2           | -                              | 99    | <1                              | <1          | -                              | 97    | 2                               | 1           |                                |
| Burkina Faso                     | 2015 | 18 718                 | 28      | 5     | 47                              | 48          | 0.09                           | 19    | 42                              | 38          | -0.31                          | 9     | 46                              | 46          | 0.05                           |
|                                  | 2022 | 22 674                 | 32      | 5     | 27                              | 68          |                                | 17    | 29                              | 54          |                                | 9     | 27                              | 64          |                                |
| Burundi                          | 2015 | 10 727                 | 12      | 4     | 93                              | 3           | 0.00                           | 21    | 77                              | 2           | -0.26                          | 6     | 91                              | 3           | 0.02                           |
|                                  | 2022 | 12 890                 | 14      | 4     | 96                              | <1          |                                | 19    | 81                              | <1          |                                | 6     | 94                              | <1          |                                |
| Cambodia                         | 2015 | 15 418                 | 22      | 62    | 14                              | 24          | 2.79                           | 88    | 6                               | 7           | 0.05                           | 68    | 12                              | 20          | 2.21                           |
|                                  | 2022 | 16 768                 | 25      | 82    | 7                               | 11          |                                | 88    | 5                               | 7           |                                | 83    | 7                               | 10          |                                |
| Cameroon                         | 2015 | 23 013                 | 55      | 22    | 74                              | 4           | 0.00                           | 47    | 49                              | 4           | 0.00                           | 36    | 60                              | 4           | 0.15                           |
|                                  | 2022 | 27 915                 | 59      | 22    | 74                              | 4           |                                | 47    | 49                              | 4           |                                | 37    | 59                              | 4           |                                |
| Central African Republic         | 2015 | 4 819                  | 40      | 13    | 10                              | 78          | -0.07                          | 28    | 11                              | 61          | 1.02                           | 19    | 10                              | 71          | 0.46                           |
|                                  | 2022 | 5 579                  | 43      | 12    | 16                              | 71          |                                | 35    | 17                              | 48          |                                | 22    | 16                              | 61          |                                |
| Chad                             | 2015 | 14 140                 | 23      | 16    | 27                              | 56          | 1.06                           | 37    | 23                              | 40          | -0.40                          | 21    | 26                              | 53          | 0.76                           |
|                                  | 2022 | 17 723                 | 24      | 24    | 32                              | 45          |                                | 34    | 30                              | 36          |                                | 26    | 31                              | 43          |                                |
| China                            | 2015 | 1 417 228              | 56      | -     | -                               | <1          | -                              | -     | -                               | <1          | -                              | -     | -                               | <1          | -                              |
|                                  | 2022 | 1 449 781              | 64      | 95    | 5                               | <1          |                                | 98    | 2                               | <1          |                                | 97    | 3                               | <1          |                                |
| Colombia                         | 2015 | 47 120                 | 80      | 33    | 5                               | 62          | 0.00                           | 78    | 4                               | 18          | 0.00                           | 69    | 4                               | 27          | 0.15                           |
|                                  | 2022 | 51 874                 | 82      | 33    | 5                               | 62          |                                | 78    | 4                               | 18          |                                | 70    | 4                               | 26          |                                |
| Comoros                          | 2015 | 730                    | 28      | 15    | 33                              | 52          | -                              | 18    | 42                              | 40          | -                              | 16    | 35                              | 49          | -                              |
|                                  | 2016 | 746                    | 29      | 15    | 33                              | 52          | -                              | 18    | 42                              | 40          | -                              | 16    | 35                              | 49          |                                |
| Congo                            | 2015 | 5 064                  | 66      | 32    | 43                              | 25          | -                              | 56    | 29                              | 14          | -                              | 48    | 34                              | 18          | -                              |
|                                  | 2019 | 5 571                  | 67      | 32    | 43                              | 25          | -                              | 56    | 29                              | 14          | -                              | 48    | 34                              | 18          |                                |
| Costa Rica                       | 2015 | 4 895                  | 77      | 83    | 12                              | 5           | 0.03                           | 85    | 9                               | 6           | 0.19                           | 85    | 10                              | 5           | 0.17                           |
|                                  | 2022 | 5 181                  | 82      | 83    | 12                              | 5           |                                | 87    | 9                               | 5           |                                | 86    | 9                               | 5           |                                |
| Côte d'Ivoire                    | 2015 | 23 597                 | 49      | 9     | 41                              | 50          | 0.30                           | 28    | 32                              | 40          | 0.52                           | 18    | 37                              | 45          | 0.50                           |
|                                  | 2022 | 28 161                 | 53      | 11    | 50                              | 39          |                                | 31    | 25                              | 44          |                                | 22    | 37                              | 41          |                                |

-/- = no estimate. For JMP estimate methods see Annex 1. For unrounded estimates see [www.washdata.org](http://www.washdata.org)

| COUNTRY, AREA OR TERRITORY            | Year | Population (thousands) | % urban | RURAL |                                 |             |                                | URBAN |                                 |             |                                | TOTAL |                                 |             |                                |
|---------------------------------------|------|------------------------|---------|-------|---------------------------------|-------------|--------------------------------|-------|---------------------------------|-------------|--------------------------------|-------|---------------------------------|-------------|--------------------------------|
|                                       |      |                        |         | Basic | Limited (without water or soap) | No facility | Annual rate of change in basic | Basic | Limited (without water or soap) | No facility | Annual rate of change in basic | Basic | Limited (without water or soap) | No facility | Annual rate of change in basic |
| Cuba                                  | 2015 | 11 340                 | 77      | 78    | 12                              | 10          |                                | 89    | 9                               | 2           |                                | 86    | 10                              | 4           |                                |
|                                       | 2022 | 11 212                 | 77      | 88    | 12                              | <1          | 1.47                           | 95    | 5                               | <1          | 0.86                           | 93    | 6                               | <1          | 1.00                           |
| Democratic People's Republic of Korea | 2015 | 25 258                 | 61      | -     | -                               | <1          | -                              | -     | -                               | <1          | -                              | -     | -                               | <1          | -                              |
|                                       | 2022 | 26 069                 | 63      | -     | -                               | <1          | -                              | -     | -                               | <1          | -                              | -     | -                               | <1          | -                              |
| Democratic Republic of the Congo      | 2015 | 78 657                 | 43      | 12    | 39                              | 49          |                                | 27    | 38                              | 35          |                                | 19    | 38                              | 43          |                                |
|                                       | 2022 | 99 010                 | 47      | 12    | 39                              | 49          | 0.00                           | 27    | 38                              | 35          | 0.00                           | 19    | 38                              | 42          | 0.09                           |
| Dominican Republic                    | 2015 | 10 406                 | 79      | 39    | 15                              | 46          |                                | 55    | 15                              | 30          |                                | 52    | 15                              | 33          |                                |
|                                       | 2022 | 11 229                 | 84      | 33    | 15                              | 51          | -0.75                          | 51    | 14                              | 35          | -0.59                          | 48    | 14                              | 38          | -0.49                          |
| Ecuador                               | 2015 | 16 196                 | 63      | 79    | 16                              | 5           |                                | 92    | 6                               | 2           |                                | 87    | 10                              | 3           |                                |
|                                       | 2022 | 18 001                 | 65      | 79    | 16                              | 5           | 0.00                           | 92    | 6                               | 2           | 0.00                           | 87    | 9                               | 3           | 0.02                           |
| Egypt                                 | 2015 | 97 724                 | 43      | 85    | 14                              | <1          |                                | 92    | 6                               | 2           |                                | 88    | 11                              | <1          |                                |
|                                       | 2022 | 110 990                | 43      | -     | -                               | <1          | -                              | -     | -                               | -           | -                              | -     | -                               | -           | -                              |
| El Salvador                           | 2015 | 6 231                  | 70      | 86    | 10                              | 4           |                                | 92    | 5                               | 2           |                                | 91    | 7                               | 3           |                                |
|                                       | 2018 | 6 276                  | 72      | 86    | 10                              | 4           | -                              | 92    | 5                               | 2           | -                              | 91    | 7                               | 3           | -                              |
| Equatorial Guinea                     | 2015 | 1 347                  | 71      | 20    | 25                              | 56          |                                | 26    | 21                              | 53          |                                | 24    | 22                              | 53          |                                |
|                                       | 2022 | -                      | -       | -     | -                               | -           | -                              | -     | -                               | -           | -                              | -     | -                               | -           | -                              |
| Eswatini                              | 2015 | 1 134                  | 23      | 17    | 33                              | 50          |                                | 48    | 26                              | 26          |                                | 24    | 31                              | 45          |                                |
|                                       | 2020 | 1 181                  | 24      | 17    | 33                              | 50          | -                              | 48    | 26                              | 26          | -                              | 24    | 31                              | 44          | -                              |
| Ethiopia                              | 2015 | 102 472                | 19      | 5     | 52                              | 43          |                                | 20    | 60                              | 20          |                                | 8     | 54                              | 39          |                                |
|                                       | 2022 | 123 380                | 23      | 5     | 52                              | 43          | 0.00                           | 20    | 60                              | 20          | 0.00                           | 8     | 54                              | 38          | 0.07                           |
| Fiji                                  | 2017 | 919                    | 56      | 80    | 16                              | 4           |                                | 91    | 7                               | 2           |                                | 86    | 11                              | 2           |                                |
|                                       | 2022 | 930                    | 58      | 80    | 16                              | 4           | -                              | 91    | 7                               | 2           | -                              | 87    | 11                              | 2           | -                              |
| Gambia                                | 2015 | 2 253                  | 59      | 12    | 80                              | 8           |                                | 14    | 77                              | 9           |                                | 13    | 79                              | 9           |                                |
|                                       | 2022 | 2 706                  | 64      | 12    | 80                              | 8           | 0.00                           | 14    | 77                              | 9           | 0.00                           | 13    | 78                              | 9           | 0.01                           |
| Georgia                               | 2015 | 3 771                  | 57      | 87    | 11                              | 2           |                                | 95    | 4                               | 1           |                                | 92    | 7                               | 1           |                                |
|                                       | 2022 | 3 744                  | 60      | 87    | 11                              | 2           | 0.00                           | 95    | 4                               | 1           | 0.00                           | 92    | 7                               | 1           | 0.03                           |
| Ghana                                 | 2015 | 28 871                 | 54      | 35    | 40                              | 25          |                                | 47    | 34                              | 19          |                                | 41    | 37                              | 22          |                                |
|                                       | 2022 | 33 476                 | 59      | 35    | 40                              | 25          | 0.00                           | 47    | 34                              | 19          | 0.00                           | 42    | 36                              | 22          | 0.08                           |
| Guatemala                             | 2015 | 16 001                 | 50      | 70    | 27                              | 3           |                                | 83    | 14                              | 2           |                                | 77    | 21                              | 3           |                                |
|                                       | 2019 | 17 106                 | 51      | 70    | 27                              | 3           | -                              | 83    | 14                              | 2           | -                              | 77    | 21                              | 3           | -                              |
| Guinea                                | 2015 | 11 626                 | 35      | 13    | 57                              | 30          |                                | 33    | 42                              | 25          |                                | 20    | 51                              | 28          |                                |
|                                       | 2022 | 13 859                 | 38      | 13    | 57                              | 30          | 0.00                           | 33    | 42                              | 25          | 0.00                           | 21    | 51                              | 28          | 0.07                           |
| Guinea-Bissau                         | 2015 | 1 789                  | 42      | 8     | 7                               | 85          |                                | 14    | 9                               | 77          |                                | 10    | 8                               | 82          |                                |
|                                       | 2022 | 2 106                  | 45      | 16    | 13                              | 71          | 1.12                           | 25    | 15                              | 60          | 1.50                           | 20    | 14                              | 66          | 1.31                           |
| Guyana                                | 2015 | 755                    | 26      | 79    | 11                              | 10          |                                | 76    | 10                              | 15          |                                | 78    | 11                              | 11          |                                |
|                                       | 2022 | 809                    | 27      | 85    | 8                               | 6           | 0.91                           | 78    | 15                              | 7           | 0.35                           | 83    | 10                              | 6           | 0.76                           |
| Haiti                                 | 2015 | 10 564                 | 52      | 17    | 56                              | 27          |                                | 30    | 51                              | 19          |                                | 23    | 54                              | 23          |                                |
|                                       | 2022 | 11 585                 | 59      | 15    | 71                              | 14          | -0.15                          | 28    | 68                              | 5           | -0.30                          | 23    | 69                              | 9           | -0.12                          |
| Honduras                              | 2015 | 9 295                  | 55      | 82    | 15                              | 3           |                                | 87    | 9                               | 4           |                                | 84    | 12                              | 4           |                                |
|                                       | 2022 | 10 433                 | 60      | 84    | 15                              | 1           | 0.38                           | 85    | 15                              | <1          | -0.17                          | 85    | 15                              | <1          | 0.08                           |
| India                                 | 2015 | 1 322 867              | 33      | 53    | 44                              | 3           |                                | 80    | 19                              | 1           |                                | 62    | 36                              | 3           |                                |
|                                       | 2022 | 1 417 173              | 36      | 70    | 26                              | 4           | 2.40                           | 88    | 10                              | 3           | 1.12                           | 76    | 20                              | 3           | 2.06                           |
| Indonesia                             | 2015 | 259 092                | 53      | 70    | 15                              | 15          |                                | 84    | 10                              | 6           |                                | 77    | 13                              | 10          |                                |
|                                       | 2022 | 275 501                | 58      | 76    | 24                              | <1          | 0.86                           | 81    | 19                              | <1          | -0.40                          | 79    | 21                              | <1          | 0.22                           |
| Iraq                                  | 2015 | 37 758                 | 70      | 88    | 6                               | 6           |                                | 96    | 2                               | 1           |                                | 94    | 3                               | 3           |                                |
|                                       | 2022 | 44 496                 | 71      | 97    | 3                               | <1          | 1.26                           | 98    | 2                               | <1          | 0.17                           | 97    | 2                               | <1          | 0.50                           |
| Jamaica                               | 2015 | 2 794                  | 55      | 63    | 18                              | 18          |                                | 69    | 14                              | 16          |                                | 67    | 16                              | 17          |                                |
|                                       | 2022 | -                      | -       | -     | -                               | -           | -                              | -     | -                               | -           | -                              | -     | -                               | -           | -                              |
| Kazakhstan                            | 2015 | 17 836                 | 57      | 99    | <1                              | <1          |                                | >99   | <1                              | <1          |                                | >99   | <1                              | <1          |                                |
|                                       | 2022 | 19 398                 | 58      | -     | -                               | <1          | -                              | -     | <1                              | <1          | -                              | -     | <1                              | <1          | -                              |
| Kenya                                 | 2015 | 46 851                 | 26      | 35    | 27                              | 38          |                                | 45    | 31                              | 24          |                                | 37    | 28                              | 34          |                                |
|                                       | 2022 | 54 027                 | 29      | 35    | 27                              | 38          | 0.00                           | 45    | 31                              | 24          | 0.00                           | 38    | 29                              | 34          | 0.05                           |
| Kiribati                              | 2015 | 117                    | 52      | 51    | 32                              | 17          |                                | 59    | 30                              | 12          |                                | 55    | 31                              | 14          |                                |
|                                       | 2022 | 131                    | 57      | 51    | 32                              | 17          | 0.00                           | 59    | 30                              | 12          | 0.00                           | 56    | 31                              | 14          | 0.06                           |
| Kyrgyzstan                            | 2015 | 5 915                  | 36      | 90    | 9                               | 1           |                                | 95    | 4                               | <1          |                                | 92    | 7                               | 1           |                                |
|                                       | 2022 | 6 631                  | 37      | >99   | <1                              | <1          | 1.42                           | >99   | <1                              | <1          | 0.66                           | >99   | <1                              | <1          | 1.15                           |

| COUNTRY, AREA OR TERRITORY       | Year | Population (thousands) |         | RURAL |                                 |             |                                | URBAN |                                 |             |                                | TOTAL |                                 |             |                                |
|----------------------------------|------|------------------------|---------|-------|---------------------------------|-------------|--------------------------------|-------|---------------------------------|-------------|--------------------------------|-------|---------------------------------|-------------|--------------------------------|
|                                  |      | Population (thousands) | % urban | Basic | Limited (without water or soap) | No facility | Annual rate of change in basic | Basic | Limited (without water or soap) | No facility | Annual rate of change in basic | Basic | Limited (without water or soap) | No facility | Annual rate of change in basic |
| Lao People's Democratic Republic | 2015 | 6 787                  | 33      | 46    | 43                              | 11          |                                | 73    | 19                              | 8           |                                | 55    | 35                              | 10          |                                |
|                                  | 2021 | 7 425                  | 37      | 46    | 43                              | 11          | -                              | 73    | 19                              | 8           | -                              | 56    | 34                              | 10          | -                              |
| Lesotho                          | 2015 | 2 119                  | 27      | 4     | 44                              | 53          | 0.00                           | 10    | 42                              | 48          | 0.00                           | 5     | 43                              | 51          | 0.03                           |
|                                  | 2022 | 2 306                  | 30      | 4     | 44                              | 53          |                                | 10    | 42                              | 48          |                                | 6     | 43                              | 51          |                                |
| Liberia                          | 2015 | 4 612                  | 50      | <1    | 5                               | 95          | 0.04                           | 3     | 8                               | 89          | 0.43                           | 2     | 6                               | 92          | 0.26                           |
|                                  | 2022 | 5 303                  | 53      | <1    | 16                              | 83          |                                | 6     | 30                              | 64          |                                | 3     | 24                              | 73          |                                |
| Madagascar                       | 2015 | 24 851                 | 35      | 16    | 55                              | 29          | -0.07                          | 38    | 47                              | 15          | -0.36                          | 24    | 52                              | 24          | -0.03                          |
|                                  | 2022 | 29 612                 | 40      | 15    | 62                              | 23          |                                | 36    | 53                              | 11          |                                | 23    | 58                              | 18          |                                |
| Malawi                           | 2015 | 16 939                 | 16      | 13    | 67                              | 21          | 0.00                           | 29    | 61                              | 9           | -0.22                          | 15    | 66                              | 19          | 0.00                           |
|                                  | 2022 | 20 405                 | 18      | 13    | 62                              | 26          |                                | 28    | 60                              | 12          |                                | 15    | 61                              | 23          |                                |
| Maldives                         | 2015 | 436                    | 39      | 95    | 1                               | 4           | -                              | 97    | 2                               | <1          | -                              | 96    | 2                               | 2           | -                              |
|                                  | 2022 | 524                    | 42      | -     | -                               | -           |                                | -     | -                               | <1          |                                | -     | -                               | -           |                                |
| Mali                             | 2015 | 18 113                 | 40      | 9     | 61                              | 29          | 0.00                           | 27    | 42                              | 31          | 0.00                           | 16    | 54                              | 30          | 0.14                           |
|                                  | 2022 | 22 594                 | 45      | 9     | 61                              | 29          |                                | 27    | 42                              | 31          |                                | 17    | 53                              | 30          |                                |
| Marshall Islands                 | 2015 | 49                     | 76      | 80    | 15                              | 4           | -                              | 86    | 12                              | 2           | -                              | 85    | 13                              | 2           | -                              |
|                                  | 2021 | 42                     | 78      | 80    | 15                              | 4           |                                | 86    | 12                              | 2           |                                | 85    | 13                              | 2           |                                |
| Mauritania                       | 2015 | 3 946                  | 51      | 36    | 31                              | 33          | -2.42                          | 66    | 26                              | 8           | -1.11                          | 52    | 28                              | 20          | -1.42                          |
|                                  | 2022 | 4 736                  | 57      | 19    | 48                              | 33          |                                | 59    | 30                              | 11          |                                | 42    | 38                              | 21          |                                |
| Mexico                           | 2015 | 120 150                | 79      | 91    | 3                               | 5           | 0.37                           | 91    | 6                               | 2           | 0.37                           | 91    | 6                               | 3           | 0.37                           |
|                                  | 2022 | 127 504                | 81      | 94    | -                               | -           |                                | 94    | -                               | -           |                                | 94    | -                               | -           |                                |
| Mongolia                         | 2015 | 2 965                  | 68      | 60    | 17                              | 22          | 2.95                           | 84    | 9                               | 7           | 0.72                           | 76    | 12                              | 12          | 1.44                           |
|                                  | 2022 | 3 398                  | 69      | 81    | 19                              | <1          |                                | 89    | 11                              | <1          |                                | 86    | 14                              | <1          |                                |
| Montenegro                       | 2015 | 634                    | 66      | >99   | <1                              | <1          | 0.00                           | >99   | <1                              | <1          | 0.00                           | >99   | <1                              | <1          | -0.00                          |
|                                  | 2022 | 627                    | 68      | >99   | <1                              | <1          |                                | >99   | <1                              | <1          |                                | >99   | <1                              | <1          |                                |
| Mozambique                       | 2015 | 26 843                 | 34      | 8     | 37                              | 55          | -                              | 21    | 24                              | 55          | -                              | 12    | 32                              | 55          | -                              |
|                                  | 2022 | -                      | -       | -     | -                               | -           |                                | -     | -                               | -           |                                | -     | -                               | -           |                                |
| Myanmar                          | 2015 | 51 484                 | 30      | 71    | 23                              | 6           | 0.00                           | 83    | 14                              | 3           | 0.00                           | 74    | 20                              | 5           | 0.03                           |
|                                  | 2022 | 54 179                 | 32      | 71    | 23                              | 6           |                                | 83    | 14                              | 3           |                                | 75    | 20                              | 5           |                                |
| Namibia                          | 2015 | 2 283                  | 47      | 27    | 58                              | 15          | -                              | 62    | 28                              | 9           | -                              | 44    | 44                              | 12          | -                              |
|                                  | 2017 | 2 365                  | 49      | 27    | 58                              | 15          |                                | 62    | 28                              | 9           |                                | 45    | 43                              | 12          |                                |
| Nepal                            | 2015 | 27 610                 | 19      | 51    | 48                              | 1           | 1.36                           | 75    | 24                              | <1          | 0.03                           | 55    | 44                              | 1           | 1.18                           |
|                                  | 2022 | 30 548                 | 21      | 60    | 38                              | 2           |                                | 75    | 24                              | 1           |                                | 64    | 35                              | 2           |                                |
| Niger                            | 2015 | 20 128                 | 16      | 15    | 59                              | 26          | 1.01                           | 35    | 59                              | 6           | 0.53                           | 18    | 59                              | 23          | 0.95                           |
|                                  | 2022 | 26 208                 | 17      | 22    | 50                              | 29          |                                | 39    | 60                              | <1          |                                | 25    | 51                              | 24          |                                |
| Nigeria                          | 2015 | 183 996                | 48      | 23    | 35                              | 42          | 0.00                           | 38    | 27                              | 35          | 0.00                           | 30    | 31                              | 39          | 0.12                           |
|                                  | 2022 | 218 541                | 54      | 23    | 35                              | 42          |                                | 38    | 27                              | 35          |                                | 31    | 31                              | 38          |                                |
| Niue                             | 2015 | 2 43                   |         | -     | -                               | -           | -                              | -     | -                               | -           | -                              | -     | -                               | 19          | -                              |
|                                  | 2022 | 2 48                   |         | -     | -                               | -           |                                | -     | -                               | -           |                                | -     | -                               | 21          |                                |
| North Macedonia                  | 2015 | 2 108                  | 57      | >99   | <1                              | <1          | 0.00                           | >99   | <1                              | <1          | 0.00                           | >99   | <1                              | <1          | -0.00                          |
|                                  | 2022 | 2 094                  | 59      | >99   | <1                              | <1          |                                | >99   | <1                              | <1          |                                | >99   | <1                              | <1          |                                |
| Oman                             | 2015 | 4 192                  | 81      | -     | -                               | -           | -                              | -     | -                               | -           | -                              | 97    | -                               | -           | -                              |
|                                  | 2021 | 4 520                  | 87      | -     | -                               | -           |                                | -     | -                               | -           |                                | 97    | -                               | -           |                                |
| Pakistan                         | 2015 | 210 969                | 36      | 53    | 39                              | 8           | 3.95                           | 85    | 11                              | 4           | 1.02                           | 64    | 29                              | 7           | 2.92                           |
|                                  | 2022 | 235 825                | 38      | 80    | 19                              | 1           |                                | 92    | 7                               | <1          |                                | 85    | 14                              | <1          |                                |
| Papua New Guinea                 | 2015 | 8 682                  | 13      | 25    | 30                              | 45          | 0.00                           | 62    | 26                              | 11          | 0.00                           | 30    | 29                              | 41          | 0.03                           |
|                                  | 2022 | 10 143                 | 14      | 25    | 30                              | 45          |                                | 62    | 26                              | 11          |                                | 30    | 29                              | 41          |                                |
| Paraguay                         | 2015 | 6 178                  | 61      | 72    | 25                              | 3           | -                              | 85    | 13                              | 2           | -                              | 80    | 18                              | 2           | -                              |
|                                  | 2020 | 6 619                  | 62      | 72    | 25                              | 3           |                                | 85    | 13                              | 2           |                                | 80    | 18                              | 2           |                                |
| Peru                             | 2015 | 30 712                 | 77      | 51    | 46                              | 3           | 2.69                           | -     | -                               | -           | -                              | -     | -                               | -           | -                              |
|                                  | 2022 | 34 050                 | 79      | 70    | 30                              | <1          |                                | -     | -                               | -           |                                | -     | -                               | -           |                                |
| Philippines                      | 2015 | 103 031                | 46      | 79    | 13                              | 9           | 0.00                           | 85    | 10                              | 4           | 0.00                           | 82    | 12                              | 7           | 0.02                           |
|                                  | 2022 | 115 559                | 48      | 79    | 13                              | 9           |                                | 85    | 10                              | 4           |                                | 82    | 12                              | 7           |                                |
| Republic of Moldova              | 2015 | 3 277                  | 42      | 82    | 10                              | 8           | -                              | 93    | 2                               | 4           | -                              | 87    | 7                               | 6           | -                              |
|                                  | 2016 | 3 225                  | 43      | 82    | 10                              | 8           |                                | 93    | 2                               | 4           |                                | 87    | 7                               | 6           |                                |
| Rwanda                           | 2015 | 11 643                 | 17      | 10    | 29                              | 60          | 0.79                           | 22    | 25                              | 53          | 1.07                           | 12    | 29                              | 59          | 0.86                           |
|                                  | 2022 | 13 777                 | 18      | 16    | 44                              | 40          |                                | 29    | 38                              | 33          |                                | 18    | 43                              | 39          |                                |
| Saint Lucia                      | 2015 | 176                    | 19      | 87    | 7                               | 5           | -                              | 88    | 7                               | 5           | -                              | 87    | 7                               | 5           | -                              |
|                                  | 2016 | 176                    | 19      | 87    | 7                               | 5           |                                | 88    | 7                               | 5           |                                | 87    | 7                               | 5           |                                |
| Samoa                            | 2016 | 206                    | 19      | 69    | 28                              | 2           | -                              | 84    | 15                              | <1          | -                              | 72    | 26                              | 2           | -                              |
|                                  | 2022 | 222                    | 18      | 69    | 28                              | 2           |                                | 84    | 15                              | <1          |                                | 72    | 26                              | 2           |                                |

| COUNTRY, AREA OR TERRITORY  | Year | Population (thousands) |    | RURAL |                                 |             |                                | URBAN |                                 |             |                                | TOTAL |                                 |             |                                |
|-----------------------------|------|------------------------|----|-------|---------------------------------|-------------|--------------------------------|-------|---------------------------------|-------------|--------------------------------|-------|---------------------------------|-------------|--------------------------------|
|                             |      |                        |    | Basic | Limited (without water or soap) | No facility | Annual rate of change in basic | Basic | Limited (without water or soap) | No facility | Annual rate of change in basic | Basic | Limited (without water or soap) | No facility | Annual rate of change in basic |
|                             |      |                        |    |       |                                 |             |                                |       |                                 |             |                                |       |                                 |             |                                |
| Sao Tome and Principe       | 2015 | 201                    | 70 | 47    | 17                              | 36          |                                | 43    | 13                              | 44          |                                | 44    | 14                              | 42          |                                |
|                             | 2022 | 227                    | 76 | 43    | 21                              | 36          | -0.57                          | 63    | 16                              | 21          | 2.90                           | 58    | 17                              | 25          | 2.02                           |
| Senegal                     | 2015 | 14 356                 | 46 | 10    | 20                              | 69          | 0.00                           | 35    | 22                              | 43          | 0.00                           | 21    | 21                              | 57          | 0.11                           |
|                             | 2022 | 17 316                 | 49 | 10    | 20                              | 69          |                                | 35    | 22                              | 43          |                                | 22    | 21                              | 56          |                                |
| Sierra Leone                | 2015 | 7 315                  | 41 | 10    | 30                              | 60          | 0.72                           | 21    | 27                              | 52          | 0.06                           | 15    | 29                              | 57          | 0.48                           |
|                             | 2022 | 8 606                  | 44 | 15    | 12                              | 73          |                                | 21    | 13                              | 66          |                                | 18    | 12                              | 70          |                                |
| Solomon Islands             | 2015 | 613                    | 22 | 28    | 40                              | 31          | 0.00                           | 71    | 12                              | 17          |                                | 38    | 34                              | 28          |                                |
|                             | 2022 | 724                    | 26 | 28    | -                               | -           |                                | -     | -                               | -           |                                | -     | -                               | -           |                                |
| Somalia                     | 2015 | 13 764                 | 43 | 19    | 55                              | 26          | 0.00                           | 32    | 54                              | 15          | 0.00                           | 25    | 54                              | 21          | 0.07                           |
|                             | 2022 | 17 598                 | 47 | 19    | 55                              | 26          |                                | 32    | 54                              | 15          |                                | 25    | 54                              | 21          |                                |
| South Africa                | 2015 | 55 877                 | 65 | 27    | 55                              | 18          | -                              | 53    | 38                              | 10          | -                              | 44    | 44                              | 12          | -                              |
|                             | 2020 | 58 802                 | 67 | 27    | 55                              | 18          |                                | 53    | 38                              | 10          |                                | 44    | 43                              | 12          |                                |
| South Sudan                 | 2015 | 11 194                 | 19 | -     | -                               | -           | -                              | -     | -                               | -           | -                              | 6     | -                               | -           | 0.00                           |
|                             | 2022 | 10 913                 | 21 | -     | -                               | -           |                                | -     | -                               | -           |                                | 6     | -                               | -           |                                |
| Sri Lanka                   | 2015 | 21 337                 | 18 | -     | -                               | 13          | -                              | -     | -                               | 5           | -                              | -     | -                               | 11          | -                              |
|                             | 2022 | 21 832                 | 19 | 83    | 4                               | 13          |                                | 93    | 2                               | 5           |                                | 85    | 3                               | 11          |                                |
| State of Palestine*         | 2015 | 4 485                  | 75 | 96    | 3                               | 1           | 0.00                           | 95    | 5                               | <1          | 0.00                           | 95    | 4                               | <1          | -0.00                          |
|                             | 2022 | 5 250                  | 77 | 96    | 3                               | 1           |                                | 95    | 5                               | <1          |                                | 95    | 5                               | <1          |                                |
| Sudan                       | 2015 | 38 171                 | 34 | -     | -                               | -           | -                              | -     | -                               | -           | -                              | 21    | 21                              | 58          | -1.50                          |
|                             | 2022 | 46 874                 | 36 | -     | -                               | -           |                                | -     | -                               | -           |                                | 11    | -                               | -           |                                |
| Suriname                    | 2015 | 575                    | 66 | 67    | 25                              | 8           | 0.00                           | 75    | 13                              | 12          | 0.00                           | 72    | 17                              | 11          | 0.00                           |
|                             | 2022 | 618                    | 66 | 67    | 25                              | 8           |                                | 75    | 13                              | 12          |                                | 72    | 17                              | 11          |                                |
| Syrian Arab Republic        | 2015 | 19 205                 | 52 | 81    | 12                              | 7           | 0.00                           | 87    | 9                               | 4           | 0.00                           | 84    | 11                              | 5           | 0.04                           |
|                             | 2022 | 22 125                 | 57 | 81    | 12                              | 7           |                                | 87    | 9                               | 4           |                                | 84    | 11                              | 5           |                                |
| Tajikistan                  | 2015 | 8 524                  | 27 | 67    | 26                              | 7           | 0.07                           | 88    | 11                              | 2           | -0.12                          | 73    | 22                              | 6           | 0.05                           |
|                             | 2022 | 9 953                  | 28 | 68    | 28                              | 4           |                                | 87    | 12                              | 2           |                                | 73    | 24                              | 4           |                                |
| Thailand                    | 2015 | 70 294                 | 48 | 83    | 11                              | 6           | 0.00                           | 87    | 7                               | 6           | 0.00                           | 85    | 9                               | 6           | 0.03                           |
|                             | 2022 | 71 697                 | 53 | 83    | 11                              | 6           |                                | 87    | 7                               | 6           |                                | 85    | 9                               | 6           |                                |
| Timor-Leste                 | 2015 | 1 206                  | 29 | 22    | 69                              | 9           | -                              | 43    | 54                              | 4           | -                              | 28    | 65                              | 7           | -                              |
|                             | 2020 | 1 300                  | 31 | 22    | 69                              | 9           |                                | 43    | 54                              | 4           |                                | 28    | 64                              | 7           |                                |
| Togo                        | 2015 | 7 473                  | 40 | 7     | 10                              | 83          | 0.41                           | 24    | 13                              | 63          | 0.48                           | 14    | 11                              | 75          | 0.53                           |
|                             | 2022 | 8 849                  | 44 | 10    | 7                               | 83          |                                | 27    | 11                              | 62          |                                | 17    | 9                               | 74          |                                |
| Tonga                       | 2015 | 106                    | 23 | 66    | 32                              | 1           | 0.00                           | 80    | 16                              | 4           | 0.00                           | 70    | 29                              | 2           | -0.00                          |
|                             | 2022 | 107                    | 23 | 66    | 32                              | 1           |                                | 80    | 16                              | 4           |                                | 70    | 29                              | 2           |                                |
| Trinidad and Tobago         | 2015 | 1 460                  | 53 | -     | -                               | -           | -                              | -     | -                               | -           | -                              | 90    | 4                               | 6           | -                              |
|                             | 2022 | -                      | -  | -     | -                               | -           |                                | -     | -                               | -           |                                | -     | -                               | -           |                                |
| Tunisia                     | 2015 | 11 558                 | 68 | 67    | 14                              | 18          | 0.02                           | 94    | 3                               | 3           | -0.39                          | 86    | 6                               | 8           | -0.18                          |
|                             | 2022 | 12 356                 | 70 | 67    | 9                               | 24          |                                | 91    | 3                               | 5           |                                | 84    | 5                               | 11          |                                |
| Turkmenistan                | 2015 | 5 766                  | 50 | 97    | <1                              | 3           | 0.48                           | 99    | <1                              | <1          | 0.20                           | 98    | <1                              | 2           | 0.34                           |
|                             | 2022 | 6 431                  | 53 | >99   | <1                              | <1          |                                | >99   | <1                              | <1          |                                | >99   | <1                              | <1          |                                |
| Turks and Caicos Islands    | 2015 | 37                     | 92 | -     | -                               | -           | -                              | -     | -                               | <1          | -                              | -     | -                               | -           | -                              |
|                             | 2022 | 46                     | 94 | 89    | 5                               | 6           |                                | 95    | 5                               | <1          |                                | 95    | 5                               | <1          |                                |
| Tuvalu                      | 2016 | 11                     | 61 | 96    | 3                               | <1          | -                              | 93    | 7                               | <1          | -                              | 94    | 5                               | <1          | -                              |
|                             | 2022 | 11                     | 66 | 96    | 3                               | <1          |                                | 93    | 7                               | <1          |                                | 94    | 5                               | <1          |                                |
| Uganda                      | 2015 | 37 477                 | 22 | 17    | 34                              | 48          | 1.10                           | 34    | 30                              | 36          | 1.86                           | 21    | 33                              | 46          | 1.40                           |
|                             | 2022 | 47 250                 | 26 | 25    | 42                              | 33          |                                | 47    | 30                              | 22          |                                | 31    | 39                              | 30          |                                |
| United Republic of Tanzania | 2015 | 52 543                 | 32 | 22    | 68                              | 10          | 0.00                           | 40    | 54                              | 6           | 0.00                           | 28    | 63                              | 9           | 0.13                           |
|                             | 2022 | 65 498                 | 37 | 22    | 68                              | 10          |                                | 40    | 54                              | 6           |                                | 29    | 63                              | 8           |                                |
| Uzbekistan                  | 2018 | 32 450                 | 50 | 75    | <1                              | 25          | -                              | 88    | <1                              | 12          | -                              | 82    | <1                              | 18          | -                              |
|                             | 2022 | 34 628                 | 50 | 75    | <1                              | 25          |                                | 88    | <1                              | 12          |                                | 82    | <1                              | 18          |                                |
| Vanuatu                     | 2015 | 276                    | 25 | 39    | 34                              | 27          | 5.15                           | 65    | 19                              | 16          | 2.15                           | 45    | 31                              | 24          | 4.41                           |
|                             | 2022 | 327                    | 26 | 75    | 25                              | <1          |                                | 80    | 12                              | 9           |                                | 76    | 22                              | 2           |                                |
| Viet Nam                    | 2015 | 92 191                 | 34 | 83    | 15                              | 2           | 0.24                           | 93    | 6                               | <1          | 0.26                           | 86    | 12                              | 2           | 0.32                           |
|                             | 2022 | 98 187                 | 39 | 85    | 13                              | 2           |                                | 95    | 4                               | <1          |                                | 89    | 10                              | 2           |                                |
| Yemen                       | 2015 | 28 517                 | 35 | 36    | 31                              | 33          | -                              | 70    | 21                              | 9           | -                              | 48    | 27                              | 24          | -                              |
|                             | 2017 | 30 034                 | 36 | 36    | 31                              | 33          |                                | 70    | 21                              | 9           |                                | 49    | 27                              | 24          |                                |
| Zambia                      | 2015 | 16 248                 | 42 | 9     | 25                              | 66          | 0.00                           | 29    | 33                              | 38          | 0.00                           | 17    | 29                              | 54          | 0.11                           |
|                             | 2022 | 20 018                 | 46 | 9     | 23                              | 68          |                                | 29    | 25                              | 46          |                                | 18    | 24                              | 58          |                                |
| Zimbabwe                    | 2015 | 14 155                 | 32 | 36    | 60                              | 3           | 0.00                           | 56    | 42                              | 2           | 0.00                           | 42    | 55                              | 3           | 0.00                           |
|                             | 2022 | 16 321                 | 32 | 36    | 60                              | 3           |                                | 56    | 42                              | 2           |                                | 42    | 55                              | 3           |                                |

\*WHO reports refer to 'occupied Palestinian territory (including east Jerusalem)'.

## ANNEX 6

### Menstrual health data

| COUNTRY, AREA OR TERRITORY            | Year | Survey name | Population of women and girls age 15-49 (thousands) | % urban (of total population) | RURAL   |                                  |   |                            |                           |                             | URBAN   |                                  |   |                            |                           |                             | TOTAL   |                                  |   |                            |                           |                             |
|---------------------------------------|------|-------------|---|-------------------------------|---|----------------------------------|---|----------------------------|---------------------------|-----------------------------|---|----------------------------------|---|----------------------------|---------------------------|-----------------------------|---|----------------------------------|---|----------------------------|---------------------------|-----------------------------|
|                                       |      |             |   |                               | Proportion of women and girls age 15-49 who have menstruated in the previous year |                                  |   |                            |                           |                             | Proportion of women and girls age 15-49 who have menstruated in the previous year |                                  |   |                            |                           |                             | Proportion of women and girls age 15-49 who have menstruated in the previous year |                                  |   |                            |                           |                             |
|                                       |      |             |   |                               | Awareness of menstruation before menarche   | Private place to wash and change | Participation in activities during menstruation | Use of menstrual materials | Use of reusable materials | Use of single-use materials | Awareness of menstruation before menarche   | Private place to wash and change | Participation in activities during menstruation | Use of menstrual materials | Use of reusable materials | Use of single-use materials | Awareness of menstruation before menarche   | Private place to wash and change | Participation in activities during menstruation | Use of menstrual materials | Use of reusable materials | Use of single-use materials |
|                                       |      |             |   |                               |   |                                  |   |                            |                           |                             |   |                                  |   |                            |                           |                             |   |                                  |   |                            |                           |                             |
| Algeria                               | 2019 | MICS        | 10 770  | 73                            | -   | 88                               | 77  | 94                         | 7                         | 87                          | -   | 91                               | 75  | 95                         | 3                         | 91                          | -   | 90                               | 76  | 95                         | 5                         | 90                          |
| Bangladesh                            | 2018 | NHS         | 46 075  | 37                            | 33  | 84                               | 44  | -                          | -                         | -                           | 31  | 82                               | 59  | -                          | -                         | -                           | 32  | 83                               | 45  | -                          | -                         | -                           |
| Bangladesh                            | 2019 | MICS        | 46 743  | 37                            | -   | 97                               | -   | 98                         | 71                        | 25                          | -   | 97                               | -   | 98                         | 51                        | 47                          | -   | 97                               | -   | 98                         | 66                        | 30                          |
| Burkina Faso                          | 2017 | PMA         | 4 583   | 29                            | -   | 66                               | 78  | 87                         | 59                        | 29                          | -   | 82                               | 78  | 97                         | 18                        | 79                          | -   | 70                               | 81  | 90                         | 49                        | 41                          |
| Burkina Faso                          | 2019 | PMA         | 4 877   | 30                            | -   | 72                               | 82  | 85                         | 63                        | 22                          | -   | 79                               | 82  | 92                         | 16                        | 76                          | -   | 74                               | 84  | 87                         | 50                        | 37                          |
| Cambodia                              | 2022 | CDHS        | 4 331   | 25                            | -   | 96                               | -   | -                          | -                         | -                           | -   | 96                               | -   | -                          | -                         | -                           | -   | 96                               | -   | -                          | -                         | -                           |
| Central African Republic              | 2019 | MICS        | 1 111   | 42                            | -   | 92                               | 67  | 96                         | 77                        | 19                          | -   | 92                               | 72  | 94                         | 39                        | 55                          | -   | 92                               | 69  | 95                         | 62                        | 33                          |
| Chad                                  | 2019 | MICS        | 3 563   | 23                            | -   | 94                               | 67  | 95                         | 87                        | 8                           | -   | 92                               | 70  | 93                         | 55                        | 38                          | -   | 93                               | 67  | 95                         | 80                        | 15                          |
| Costa Rica                            | 2018 | MICS        | 1 317   | 79                            | -   | >99                              | 92  | 99                         | 2                         | 96                          | -   | 99                               | 94  | 99                         | 2                         | 96                          | -   | 99                               | 93  | 99                         | 2                         | 96                          |
| Côte d'Ivoire                         | 2018 | PMA         | 6 153   | 51                            | -   | 80                               | 68  | >99                        | 72                        | 28                          | -   | 80                               | 81  | 99                         | 38                        | 61                          | -   | 80                               | 78  | >99                        | 50                        | 49                          |
| Cuba                                  | 2019 | MICS        | 2 604   | 77                            | -   | 97                               | 68  | 98                         | 4                         | 94                          | -   | 94                               | 75  | 97                         | 2                         | 95                          | -   | 95                               | 72  | 98                         | 3                         | 95                          |
| Democratic People's Republic of Korea | 2017 | MICS        | 6 538   | 62                            | -   | >99                              | >99   | >99                        | 74                        | 25                          | -   | 99                               | 98  | 99                         | 43                        | 55                          | -   | 99                               | 98  | 99                         | 55                        | 43                          |
| Democratic Republic of the Congo      | 2018 | MICS        | 19 350  | 44                            | -   | 89                               | 85  | 93                         | 78                        | 15                          | -   | 92                               | 86  | 96                         | 35                        | 61                          | -   | 90                               | 86  | 95                         | 56                        | 39                          |
| Dominican Republic                    | 2019 | MICS        | 2 824   | 82                            | -   | 95                               | 76  | 98                         | 3                         | 95                          | -   | 95                               | 79  | 98                         | 2                         | 96                          | -   | 95                               | 78  | 98                         | 2                         | 96                          |
| Egypt                                 | 2009 | SYP         | 22 096  | 43                            | -   | -                                | -   | 98                         | -                         | -                           | -   | -                                | -   | >99                        | -                         | -                           | -   | -                                | -   | 99                         | -                         | -                           |
| Egypt                                 | 2014 | SYP         | 24 358  | 43                            | 63  | -                                | -   | 98                         | -                         | -                           | 72  | -                                | -   | >99                        | -                         | -                           | 66  | -                                | -   | 99                         | -                         | -                           |
| Ethiopia                              | 2017 | PMA         | 26 198  | 20                            | -   | 80                               | -   | 78                         | 55                        | 23                          | -   | 80                               | -   | 96                         | 25                        | 71                          | -   | 80                               | -   | 83                         | 46                        | 37                          |
| Fiji                                  | 2021 | MICS        | 239   | 58                            | -   | 96                               | 74  | 96                         | 20                        | 76                          | -   | 96                               | 79  | 98                         | 7                         | 91                          | -   | 96                               | 77  | 97                         | 12                        | 85                          |
| Gambia                                | 2018 | MICS        | 577   | 61                            | -   | 98                               | 83  | >99                        | 79                        | 21                          | -   | 95                               | 79  | 98                         | 50                        | 47                          | -   | 96                               | 80  | 98                         | 58                        | 40                          |
| Ghana                                 | 2016 | PMA         | 7 382   | 55                            | -   | 80                               | -   | 98                         | 21                        | 77                          | -   | 86                               | -   | 99                         | 5                         | 93                          | -   | 83                               | -   | 98                         | 13                        | 86                          |
| Ghana                                 | 2018 | MICS        | 7 747   | 56                            | -   | 93                               | 80  | 98                         | 18                        | 80                          | -   | 95                               | 82  | 98                         | 7                         | 91                          | -   | 94                               | 81  | 98                         | 13                        | 85                          |
| Guinea-Bissau                         | 2019 | MICS        | 491   | 44                            | -   | -                                | 93  | -                          | -                         | -                           | -   | -                                | 90  | -                          | -                         | -                           | -   | -                                | 92  | -                          | -                         | -                           |
| Guyana                                | 2020 | MICS        | 212   | 27                            | -   | 93                               | 80  | 97                         | 2                         | 95                          | -   | 95                               | 78  | 96                         | 2                         | 94                          | -   | 93                               | 80  | 96                         | 2                         | 94                          |
| Honduras                              | 2019 | MICS        | 2 729   | 58                            | -   | 96                               | 80  | 98                         | 4                         | 94                          | -   | 97                               | 82  | 98                         | 2                         | 96                          | -   | 97                               | 81  | 98                         | 3                         | 95                          |
| India                                 | 2016 | NFHS        | 346 212   | 33                            | -   | -                                | -   | 99                         | -                         | -                           | -   | -                                | -   | >99                        | -                         | -                           | -   | -                                | -   | 99                         | -                         | -                           |
| India                                 | 2021 | NFHS        | 368 337   | 35                            | -   | -                                | 94  | >99                        | -                         | -                           | -   | -                                | 96  | >99                        | -                         | -                           | -   | -                                | 95  | >99                        | -                         | -                           |
| Indonesia                             | 2016 | PMA         | 69 131  | 54                            | -   | 90                               | -   | 97                         | 17                        | 79                          | -   | 96                               | -   | >99                        | 9                         | 91                          | -   | 93                               | -   | 98                         | 13                        | 85                          |
| Iraq                                  | 2018 | MICS        | 10 120  | 70                            | -   | 87                               | 88  | 96                         | 17                        | 79                          | -   | 89                               | 90  | 96                         | 8                         | 87                          | -   | 89                               | 89  | 96                         | 11                        | 85                          |
| Kenya                                 | 2016 | PMA         | 12 059  | 26                            | -   | 89                               | -   | 99                         | 16                        | 83                          | -   | 89                               | -   | >99                        | 6                         | 94                          | -   | 89                               | -   | >99                        | 13                        | 86                          |
| Kiribati                              | 2019 | MICS        | 32  | 55                            | -   | 91                               | 85  | 98                         | 24                        | 74                          | -   | 94                               | 83  | 98                         | 11                        | 87                          | -   | 93                               | 84  | 98                         | 16                        | 82                          |

'-' = no data. For JMP estimate methods see Annex 1. For unrounded estimates see [www.washdata.org](http://www.washdata.org)

| COUNTRY, AREA OR TERRITORY       | Year | Survey name | Population of women and girls age 15-49 (thousands) | % urban (of total population) | RURAL   |                                  |   |                            |                           |                             | URBAN   |                                  |   |                            |                           |                             | TOTAL   |                                  |   |                            |                           |                             |
|----------------------------------|------|-------------|---|-------------------------------|---|----------------------------------|---|----------------------------|---------------------------|-----------------------------|---|----------------------------------|---|----------------------------|---------------------------|-----------------------------|---|----------------------------------|---|----------------------------|---------------------------|-----------------------------|
|                                  |      |             |   |                               | Proportion of women and girls age 15-49 who have menstruated in the previous year |                                  |   |                            |                           |                             | Proportion of women and girls age 15-49 who have menstruated in the previous year |                                  |   |                            |                           |                             | Proportion of women and girls age 15-49 who have menstruated in the previous year |                                  |   |                            |                           |                             |
|                                  |      |             |   |                               | Awareness of menstruation before menarche   | Private place to wash and change | Participation in activities during menstruation | Use of menstrual materials | Use of reusable materials | Use of single-use materials | Awareness of menstruation before menarche   | Private place to wash and change | Participation in activities during menstruation | Use of menstrual materials | Use of reusable materials | Use of single-use materials | Awareness of menstruation before menarche   | Private place to wash and change | Participation in activities during menstruation | Use of menstrual materials | Use of reusable materials | Use of single-use materials |
|                                  |      |             |   |                               |   |                                  |   |                            |                           |                             |   |                                  |   |                            |                           |                             |   |                                  |   |                            |                           |                             |
| Kyrgyzstan                       | 2018 | MICS        | 1 604 36  | -                             | 93  | 94                               | 97  | 25                         | 72                        | -                           | 94  | 91                               | 97  | 8                          | 89                        | -                           | 93  | 93                               | 97  | 18                         | 79                        |                             |
| Lao People's Democratic Republic | 2017 | LSIS        | 1 866 34  | -                             | 74  | 88                               | 75  | 3                          | 72                        | -                           | 93  | 88                               | 94  | 2                          | 92                        | -                           | 81  | 88                               | 82  | 3                          | 79                        |                             |
| Lesotho                          | 2018 | MICS        | 572 28  | -                             | 94  | 86                               | 98  | 12                         | 85                        | -                           | 95  | 88                               | 98  | 3                          | 96                        | -                           | 95  | 87                               | 98  | 8                          | 90                        |                             |
| Madagascar                       | 2018 | MICS        | 6 561 37  | -                             | 91  | 92                               | 93  | 79                         | 14                        | -                           | 90  | 90                               | 97  | 58                         | 39                        | -                           | 91  | 92                               | 94  | 73                         | 21                        |                             |
| Malawi                           | 2020 | MICS        | 4 863 17  | -                             | 92  | 87                               | 97  | 72                         | 25                        | -                           | 96  | 90                               | 98  | 53                         | 45                        | -                           | 93  | 87                               | 97  | 68                         | 29                        |                             |
| Mongolia                         | 2018 | MICS        | 831 68  | -                             | 90  | 96                               | 91  | 5                          | 86                        | -                           | 89  | 97                               | 92  | 2                          | 90                        | -                           | 89  | 97                               | 91  | 3                          | 89                        |                             |
| Montenegro                       | 2018 | MICS        | 148 67  | -                             | 98  | 94                               | 97  | 4                          | 93                        | -                           | 97  | 93                               | 97  | 4                          | 93                        | -                           | 97  | 93                               | 97  | 4                          | 93                        |                             |
| Nepal                            | 2014 | MICS        | 7 538 18  | -                             | -   | 30                               | -   | -                          | -                         | -                           | -   | 36                               | -   | -                          | -                         | -                           | -   | 31                               | -   | -                          | -                         |                             |
| Nepal                            | 2019 | MICS        | 8 306 20  | -                             | 82  | <1                               | 93  | 71                         | 21                        | -                           | 89  | <1                               | 94  | 54                         | 41                        | -                           | 87  | <1                               | 94  | 59                         | 35                        |                             |
| Niger                            | 2016 | PMA         | 4 335 16  | -                             | 47  | -                                | 83  | 73                         | 10                        | -                           | 61  | -                                | 94  | 35                         | 58                        | -                           | 52  | -                                | 85  | 63                         | 22                        |                             |
| Nigeria                          | 2018 | PMA         | 45 305 50   | -                             | 67  | 79                               | 95  | 43                         | 51                        | -                           | 90  | 74                               | 96  | 11                         | 85                        | -                           | 81  | 77                               | 95  | 23                         | 72                        |                             |
| Nigeria                          | 2021 | MICS        | 49 296 53   | -                             | 93  | 83                               | 97  | 58                         | 39                        | -                           | 93  | 84                               | 97  | 23                         | 74                        | -                           | 93  | 83                               | 97  | 41                         | 56                        |                             |
| North Macedonia                  | 2019 | MICS        | 515 58  | -                             | 97  | 92                               | 98  | <1                         | 97                        | -                           | 98  | 94                               | 99  | <1                         | 98                        | -                           | 98  | 93                               | 99  | <1                         | 98                        |                             |
| Pakistan                         | 2020 | MICSprov    | 55 856 37   | -                             | 88  | 80                               | 89  | 63                         | 25                        | -                           | 89  | 78                               | 90  | 36                         | 53                        | -                           | 88  | 79                               | 89  | 53                         | 35                        |                             |
| Samoa                            | 2020 | MICS        | 49 18   | -                             | 83  | 91                               | 91  | 16                         | 75                        | -                           | 91  | 91                               | 93  | 24                         | 69                        | -                           | 85  | 91                               | 92  | 18                         | 74                        |                             |
| Sao Tome and Principe            | 2019 | MICS        | 51 74   | -                             | 93  | 87                               | >99   | 96                         | 4                         | -                           | 95  | 90                               | >99   | 97                         | 2                         | -                           | 94  | 89                               | >99   | 97                         | 3                         |                             |
| Serbia                           | 2019 | MICS        | 1 649 56  | -                             | >99   | 89                               | 98  | <1                         | 98                        | -                           | 99  | 92                               | 98  | <1                         | 98                        | -                           | 99  | 91                               | 98  | <1                         | 98                        |                             |
| Sierra Leone                     | 2017 | MICS        | 1 853 42  | -                             | 90  | 80                               | 97  | 88                         | 9                         | -                           | 96  | 80                               | 97  | 48                         | 50                        | -                           | 93  | 80                               | 97  | 68                         | 29                        |                             |
| State of Palestine*              | 2020 | MICS        | 1 253 77  | -                             | 83  | 89                               | 95  | 2                          | 92                        | -                           | 80  | 86                               | 97  | 2                          | 94                        | -                           | 80  | 86                               | 97  | 2                          | 94                        |                             |
| Suriname                         | 2018 | MICS        | 151 66  | -                             | 96  | 82                               | 87  | 6                          | 81                        | -                           | 96  | 83                               | 95  | 3                          | 92                        | -                           | 96  | 83                               | 93  | 4                          | 89                        |                             |
| Togo                             | 2017 | MICS        | 1 887 41  | -                             | 90  | 87                               | 96  | 76                         | 20                        | -                           | 93  | 88                               | 97  | 39                         | 58                        | -                           | 92  | 88                               | 96  | 57                         | 39                        |                             |
| Tonga                            | 2019 | MICS        | 26 23   | -                             | 94  | 84                               | 95  | <1                         | 94                        | -                           | 94  | 87                               | 91  | 1                          | 90                        | -                           | 94  | 84                               | 94  | <1                         | 93                        |                             |
| Tunisia                          | 2018 | MICS        | 3 131 69  | -                             | 56  | 87                               | 96  | 6                          | 90                        | -                           | 56  | 90                               | 96  | 3                          | 93                        | -                           | 56  | 89                               | 96  | 4                          | 92                        |                             |
| Turkmenistan                     | 2019 | MICS        | 1 595 52  | -                             | >99   | >99                              | >99   | <1                         | 99                        | -                           | 99  | >99                              | 99  | 1                          | 98                        | -                           | 99  | >99                              | >99   | <1                         | 98                        |                             |
| Turks and Caicos Islands         | 2020 | MICS        | 12 94   | -                             | 98  | 96                               | >99   | 2                          | 98                        | -                           | 96  | 87                               | >99   | 1                          | 96                        | -                           | 96  | 87                               | >99   | 1                          | 96                        |                             |
| Tuvalu                           | 2020 | MICS        | 3 64  | -                             | 96  | 81                               | 92  | 27                         | 64                        | -                           | 94  | 86                               | 96  | 13                         | 83                        | -                           | 94  | 84                               | 95  | 18                         | 77                        |                             |
| Uganda                           | 2017 | PMA         | 9 389 23  | -                             | 85  | -                                | 98  | 46                         | 52                        | -                           | 92  | -                                | 98  | 24                         | 74                        | -                           | 87  | -                                | 98  | 41                         | 57                        |                             |
| Uzbekistan                       | 2022 | MICS        | 8 962 50  | -                             | 97  | 93                               | 97  | 17                         | 80                        | -                           | 97  | 93                               | 96  | 11                         | 84                        | -                           | 97  | 93                               | 97  | 14                         | 82                        |                             |
| Viet Nam                         | 2021 | MICS        | 25 765 38   | -                             | 97  | 96                               | 98  | 1                          | 97                        | -                           | 98  | 95                               | 98  | <1                         | 97                        | -                           | 97  | 96                               | 98  | 1                          | 97                        |                             |
| Zimbabwe                         | 2019 | MICS        | 4 128 32  | -                             | 96  | 83                               | 97  | 29                         | 68                        | -                           | 97  | 84                               | >99   | 11                         | 88                        | -                           | 97  | 84                               | 98  | 22                         | 76                        |                             |

\*WHO reports refer to 'occupied Palestinian territory (including east Jerusalem)'.

# ANNEX 7

## Inequalities in basic services

| COUNTRIES, AREAS AND TERRITORIES | Year | Survey name | INEQUALITIES BY WEALTH QUINTILE |         |                           |                  |         |                           |                 |         |                           |               |         |                           |             |         |                           |
|----------------------------------|------|-------------|---------------------------------|---------|---------------------------|------------------|---------|---------------------------|-----------------|---------|---------------------------|---------------|---------|---------------------------|-------------|---------|---------------------------|
|                                  |      |             | Basic drinking water            |         |                           | Basic sanitation |         |                           | Open defecation |         |                           | Basic hygiene |         |                           | Basic WASH* |         |                           |
|                                  |      |             | Poorest                         | Richest | Ratio: richest to poorest | Poorest          | Richest | Ratio: richest to poorest | Poorest         | Richest | Ratio: richest to poorest | Poorest       | Richest | Ratio: richest to poorest | Poorest     | Richest | Ratio: richest to poorest |
| Afghanistan                      | 2015 | DHS         | 45                              | 92      | 2.1                       | 10               | 57      | 5.8                       | 27              | 2       | 16.1                      | 8             | 61      | 8.0                       | <1          | 37      | 78.1                      |
| Albania                          | 2018 | DHS         | 93                              | 98      | 1.1                       | 94               | 99      | 1.1                       | <1              | <1      | -                         | -             | -       | -                         | -           | -       | -                         |
| Algeria                          | 2019 | MICS        | 89                              | 96      | 1.1                       | 72               | 95      | 1.3                       | 3               | <1      | -                         | 62            | 96      | 1.5                       | 42          | 86      | 2.0                       |
| Angola                           | 2016 | IIMS        | 21                              | 89      | 4.3                       | 15               | 87      | 5.9                       | 72              | <1      | 1291.6                    | 9             | 57      | 6.2                       | <1          | 42      | 71.9                      |
| Armenia                          | 2016 | DHS         | >99                             | >99     | 1.0                       | 86               | 96      | 1.1                       | <1              | <1      | -                         | 85            | >99     | 1.2                       | -           | -       | -                         |
| Bangladesh                       | 2019 | MICS        | 94                              | >99     | 1.1                       | 48               | 82      | 1.7                       | 5               | <1      | -                         | 31            | 86      | 2.8                       | 17          | 76      | 4.4                       |
| Barbados                         | 2012 | MICS        | 99                              | >99     | 1.0                       | 93               | 98      | 1.1                       | 2               | <1      | -                         | 79            | 91      | 1.2                       | 58          | 74      | 1.3                       |
| Belarus                          | 2019 | MICS        | >99                             | >99     | 1.0                       | 94               | >99     | 1.1                       | -               | -       | -                         | -             | -       | -                         | -           | -       | -                         |
| Belize                           | 2016 | MICS        | 95                              | 97      | 1.0                       | 66               | 98      | 1.5                       | 5               | <1      | -                         | 83            | 94      | 1.1                       | 47          | 73      | 1.6                       |
| Benin                            | 2018 | DHS         | 44                              | 83      | 1.9                       | <1               | 43      | 50.9                      | 85              | 14      | 6.1                       | 4             | 22      | 5.6                       | <1          | 13      | ∞                         |
| Bhutan                           | 2010 | MICS        | 90                              | >99     | 1.1                       | 38               | 92      | 2.4                       | 7               | <1      | 56.2                      | 72            | 90      | 1.2                       | 26          | 83      | 3.2                       |
| Bolivia (Plurinational State of) | 2016 | EDSA        | 77                              | >99     | 1.3                       | 23               | 88      | 3.8                       | 51              | <1      | 119.0                     | 7             | 41      | 5.7                       | -           | -       | -                         |
| Bosnia and Herzegovina           | 2012 | MICS        | 98                              | >99     | 1.0                       | 83               | 99      | 1.2                       | <1              | <1      | -                         | 90            | >99     | 1.1                       | 74          | 97      | 1.3                       |
| Burkina Faso                     | 2018 | MIS         | 40                              | 78      | 1.9                       | 7                | 51      | 6.8                       | 62              | 7       | 8.5                       | -             | -       | -                         | -           | -       | -                         |
| Burundi                          | 2017 | DHS         | 54                              | 80      | 1.5                       | 26               | 61      | 2.3                       | 7               | <1      | 171.3                     | 2             | 17      | 9.8                       | <1          | 14      | 38.7                      |
| Cambodia                         | 2014 | DHS         | 61                              | 95      | 1.6                       | 14               | 91      | 6.6                       | 80              | 2       | 32.2                      | 49            | 90      | 1.9                       | -           | -       | -                         |
| Cameroon                         | 2019 | DHS         | 38                              | 92      | 2.4                       | 12               | 80      | 6.5                       | 22              | <1      | 778.3                     | 8             | 65      | 8.3                       | <1          | 51      | 109.7                     |
| Central African Republic         | 2019 | MICS        | 27                              | 52      | 2.0                       | 2                | 28      | 12.4                      | 55              | 2       | 26.4                      | 8             | 42      | 5.4                       | <1          | 8       | 165.9                     |
| Colombia                         | 2015 | ENDS        | 74                              | >99     | 1.3                       | 62               | 99      | 1.6                       | 26              | <1      | -                         | -             | -       | -                         | -           | -       | -                         |
| Comoros                          | 2012 | DHS         | 70                              | 93      | 1.3                       | 24               | 53      | 2.2                       | <1              | <1      | 12.4                      | 13            | 26      | 2.1                       | <1          | 16      | 16.6                      |
| Congo                            | 2015 | MICS        | 34                              | 92      | 2.7                       | 3                | 61      | 22.8                      | 32              | <1      | 57.1                      | 36            | 73      | 2.0                       | <1          | 35      | 109.2                     |
| Costa Rica                       | 2018 | MICS        | 99                              | >99     | 1.0                       | 91               | 98      | 1.1                       | <1              | <1      | 5.5                       | 73            | 97      | 1.3                       | 59          | 76      | 1.3                       |
| Côte d'Ivoire                    | 2016 | MICS        | 51                              | 98      | 1.9                       | 8                | 77      | 10.0                      | 49              | <1      | 73.5                      | 11            | 51      | 4.8                       | <1          | 44      | 68.5                      |
| Cuba                             | 2019 | MICS        | 96                              | 98      | 1.0                       | 83               | 92      | 1.1                       | <1              | <1      | 1.9                       | 86            | 95      | 1.1                       | 70          | 88      | 1.3                       |
| Democratic Republic of the Congo | 2018 | MICS        | 18                              | 93      | 5.1                       | 7                | 29      | 4.2                       | 24              | 2       | 12.9                      | 7             | 37      | 5.0                       | <1          | 12      | 52.1                      |
| Dominican Republic               | 2018 | ENH         | 93                              | 99      | 1.1                       | 61               | 98      | 1.6                       | 7               | <1      | -                         | 29            | 88      | 3.1                       | 17          | 65      | 3.8                       |
| Egypt                            | 2015 | DHS         | >99                             | >99     | 1.0                       | 89               | 97      | 1.1                       | <1              | <1      | -                         | -             | -       | -                         | -           | -       | -                         |
| El Salvador                      | 2014 | MICS        | 85                              | >99     | 1.2                       | 65               | 98      | 1.5                       | 9               | <1      | 698.4                     | 82            | 94      | 1.1                       | 43          | 78      | 1.8                       |
| Eswatini                         | 2014 | MICS        | 40                              | 98      | 2.5                       | 40               | 55      | 1.4                       | 34              | <1      | 59.4                      | 3             | 48      | 17.5                      | <1          | 38      | 59.2                      |
| Ethiopia                         | 2016 | DHS         | 27                              | 84      | 3.1                       | 4                | 18      | 5.2                       | 55              | 7       | 7.5                       | 1             | 21      | 14.9                      | <1          | 7       | ∞                         |
| Gabon                            | 2012 | DHS         | 55                              | 96      | 1.8                       | 15               | 86      | 5.9                       | 6               | <1      | 115.1                     | -             | -       | -                         | -           | -       | -                         |

\*Basic WASH refers to the proportion of the population that have at least basic drinking water, at least basic sanitation and basic hygiene services.  
 ∞ The infinity symbol is used for the ratio of richest to poorest quintiles where the poorest quintile has 0% basic WASH.



| COUNTRIES,<br>AREAS AND<br>TERRITORIES | Year | Survey name | INEQUALITIES BY SUBNATIONAL REGION |         |                          |                  |         |                          |                 |         |                          |               |         |                          |            |         |                          |
|--|------|-------------|------------------------------------|---------|--------------------------|------------------|---------|--------------------------|-----------------|---------|--------------------------|---------------|---------|--------------------------|------------|---------|--------------------------|
|  |      |             | Basic drinking water               |         |                          | Basic sanitation |         |                          | Open defecation |         |                          | Basic hygiene |         |                          | Basic WASH |         |                          |
|  |      |             | Lowest                             | Highest | Ratio: highest to lowest | Lowest           | Highest | Ratio: highest to lowest | Lowest          | Highest | Ratio: highest to lowest | Lowest        | Highest | Ratio: highest to lowest | Lowest     | Highest | Ratio: highest to lowest |
| Afghanistan                            | 2015 | DHS         | 12                                 | 97      | 8.0                      | 2                | 70      | 32.7                     | <1              | 80      | ∞                        | <1            | 66      | 229.0                    | <1         | 36      | ∞                        |
| Albania                                | 2018 | DHS         | 87                                 | >99     | 1.1                      | 93               | >99     | 1.1                      | <1              | <1      | -                        | -             | -       | -                        | -          | -       | -                        |
| Algeria                                | 2019 | MICS        | 91                                 | 99      | 1.1                      | 83               | 91      | 1.1                      | <1              | 3       | 76.2                     | 71            | 91      | 1.3                      | 59         | 74      | 1.2                      |
| Angola                                 | 2016 | IIMS        | 28                                 | 87      | 3.1                      | 12               | 71      | 5.8                      | 2               | 85      | 36.0                     | 4             | 56      | 15.6                     | <1         | 29      | 35.9                     |
| Armenia                                | 2016 | DHS         | 99                                 | >99     | 1.0                      | 63               | >99     | 1.6                      | <1              | <1      | -                        | 85            | >99     | 1.2                      | -          | -       | -                        |
| Bangladesh                             | 2019 | MICS        | 94                                 | >99     | 1.1                      | 57               | 72      | 1.3                      | <1              | 7       | 92.0                     | 34            | 68      | 2.0                      | 25         | 51      | 2.0                      |
| Barbados                               | 2012 | MICS        | >99                                | >99     | 1.0                      | 94               | 98      | 1.0                      | <1              | <1      | 17.4                     | 85            | 91      | 1.1                      | 67         | 78      | 1.2                      |
| Belarus                                | 2019 | MICS        | 99                                 | >99     | 1.0                      | 92               | >99     | 1.1                      | -               | -       | -                        | -             | -       | -                        | -          | -       | -                        |
| Belize                                 | 2016 | MICS        | 95                                 | >99     | 1.1                      | 72               | 96      | 1.3                      | <1              | 8       | 64.9                     | 82            | 94      | 1.1                      | 56         | 73      | 1.3                      |
| Benin                                  | 2018 | DHS         | 33                                 | 98      | 3.0                      | 4                | 34      | 9.2                      | 6               | 88      | 14.0                     | 1             | 29      | 20.3                     | <1         | 15      | 69.3                     |
| Bhutan                                 | 2010 | MICS        | 67                                 | >99     | 1.5                      | 31               | 80      | 2.6                      | <1              | 6       | 29.9                     | 49            | 94      | 1.9                      | 20         | 74      | 3.7                      |
| Bolivia (Plurinational State of)       | 2016 | EDSA        | 78                                 | 99      | 1.3                      | 36               | 61      | 1.7                      | 3               | 47      | 14.3                     | 13            | 39      | 3.0                      | -          | -       | -                        |
| Bosnia and Herzegovina                 | 2012 | MICS        | 88                                 | >99     | 1.1                      | 89               | >99     | 1.1                      | <1              | <1      | -                        | 90            | 98      | 1.1                      | 71         | 94      | 1.3                      |
| Burkina Faso                           | 2018 | MIS         | 14                                 | 81      | 5.8                      | 7                | 57      | 8.2                      | 8               | 70      | 9.0                      | -             | -       | -                        | -          | -       | -                        |
| Burundi                                | 2017 | DHS         | 37                                 | 93      | 2.5                      | 16               | 83      | 5.1                      | <1              | 10      | 36.5                     | 1             | 23      | 18.0                     | <1         | 19      | 31.2                     |
| Cambodia                               | 2014 | DHS         | 53                                 | 96      | 1.8                      | 25               | 87      | 3.5                      | 4               | 69      | 16.3                     | 30            | 98      | 3.3                      | -          | -       | -                        |
| Cameroon                               | 2019 | DHS         | 40                                 | 97      | 2.4                      | 27               | 68      | 2.5                      | <1              | 16      | ∞                        | 11            | 77      | 6.9                      | 4          | 47      | 12.0                     |
| Central African Republic               | 2019 | MICS        | 16                                 | 61      | 3.8                      | 4                | 25      | 6.7                      | 3               | 49      | 18.0                     | 4             | 41      | 9.4                      | <1         | 8       | 14.0                     |
| Colombia                               | 2015 | ENDS        | 88                                 | >99     | 1.1                      | 80               | 93      | 1.2                      | <1              | 13      | ∞                        | -             | -       | -                        | -          | -       | -                        |
| Comoros                                | 2012 | DHSMICS     | 81                                 | 87      | 1.1                      | 21               | 39      | 1.9                      | <1              | 3       | 11.0                     | 6             | 24      | 4.4                      | 3          | 12      | 4.4                      |
| Congo                                  | 2015 | MICS        | 20                                 | 90      | 4.5                      | 2                | 33      | 20.1                     | <1              | 38      | 47.8                     | 18            | 66      | 3.6                      | <1         | 15      | 40.5                     |
| Costa Rica                             | 2018 | MICS        | 98                                 | >99     | 1.0                      | 92               | 98      | 1.1                      | <1              | <1      | -                        | 83            | 91      | 1.1                      | 66         | 79      | 1.2                      |
| Côte d'Ivoire                          | 2016 | MICS        | 49                                 | 99      | 2.0                      | 12               | 60      | 5.1                      | 1               | 50      | 38.4                     | 6             | 40      | 6.3                      | 3          | 32      | 11.6                     |
| Cuba                                   | 2019 | MICS        | 93                                 | >99     | 1.1                      | 66               | 99      | 1.5                      | <1              | 3       | 43.1                     | 75            | >99     | 1.3                      | 60         | 98      | 1.6                      |
| Democratic Republic of the Congo       | 2018 | MICS        | 2                                  | 97      | 49.8                     | <1               | 36      | 817.1                    | <1              | 41      | 91.6                     | <1            | 56      | 116.8                    | <1         | 10      | ∞                        |
| Dominican Republic                     | 2018 | ENH         | 92                                 | 99      | 1.1                      | 75               | 89      | 1.2                      | <1              | 10      | 21.6                     | 33            | 63      | 1.9                      | 29         | 55      | 1.9                      |
| Egypt                                  | 2015 | DHS         | >99                                | >99     | 1.0                      | 90               | >99     | 1.1                      | <1              | <1      | -                        | -             | -       | -                        | -          | -       | -                        |
| El Salvador                            | 2014 | MICS        | 91                                 | >99     | 1.1                      | 81               | 92      | 1.1                      | <1              | 5       | 37.9                     | 87            | 91      | 1.0                      | 63         | 71      | 1.1                      |
| Eswatini                               | 2014 | MICS        | 51                                 | 78      | 1.5                      | 51               | 56      | 1.1                      | 4               | 25      | 6.4                      | 10            | 25      | 2.5                      | 5          | 17      | 3.4                      |
| Ethiopia                               | 2016 | DHS         | 34                                 | 98      | 2.9                      | 2                | 30      | 16.1                     | 1               | 71      | 61.2                     | 2             | 38      | 15.5                     | <1         | 19      | 76.2                     |
| Gabon                                  | 2012 | DHS         | 53                                 | 95      | 1.8                      | 26               | 44      | 1.6                      | <1              | 12      | 403.7                    | -             | -       | -                        | -          | -       | -                        |

| COUNTRIES,<br>AREAS AND<br>TERRITORIES | Year | Survey name | INEQUALITIES BY WEALTH QUINTILE |         |                           |                  |         |                           |                 |         |                           |               |         |                           |            |         |                           |
|--|------|-------------|---------------------------------|---------|---------------------------|------------------|---------|---------------------------|-----------------|---------|---------------------------|---------------|---------|---------------------------|------------|---------|---------------------------|
|  |      |             | Basic drinking water            |         |                           | Basic sanitation |         |                           | Open defecation |         |                           | Basic hygiene |         |                           | Basic WASH |         |                           |
|  |      |             | Poorest                         | Richest | Ratio: richest to poorest | Poorest          | Richest | Ratio: richest to poorest | Poorest         | Richest | Ratio: richest to poorest | Poorest       | Richest | Ratio: richest to poorest | Poorest    | Richest | Ratio: richest to poorest |
| Gambia                                 | 2020 | DHS         | 82                              | 98      | 1.2                       | 21               | 87      | 4.2                       | 3               | <1      | -                         | 4             | 20      | 4.8                       | 1          | 19      | 14.9                      |
| Georgia                                | 2018 | MICS        | 91                              | >99     | 1.1                       | 80               | >99     | 1.3                       | <1              | <1      | -                         | 82            | 98      | 1.2                       | 60         | 96      | 1.6                       |
| Ghana                                  | 2018 | MICS        | 54                              | 99      | 1.8                       | 12               | 47      | 3.8                       | 46              | 2       | 29.9                      | 28            | 60      | 2.2                       | 2          | 35      | 17.2                      |
| Guatemala                              | 2015 | DHS         | 84                              | >99     | 1.2                       | 39               | 92      | 2.3                       | 18              | <1      | 235.5                     | 51            | 92      | 1.8                       | -          | -       | -                         |
| Guinea                                 | 2018 | DHS         | 43                              | 92      | 2.1                       | 7                | 57      | 7.8                       | 32              | <1      | -                         | 13            | 42      | 3.3                       | <1         | 25      | 26.1                      |
| Guinea-Bissau                          | 2019 | MICS        | 45                              | 91      | 2.0                       | 2                | 48      | 22.8                      | 28              | <1      | 1063.8                    | 10            | 22      | 2.3                       | <1         | 12      | 38.4                      |
| Guyana                                 | 2020 | MICS        | 86                              | 96      | 1.1                       | 80               | 96      | 1.2                       | 2               | <1      | -                         | 68            | 91      | 1.3                       | 46         | 76      | 1.6                       |
| Haiti                                  | 2017 | DHS         | 28                              | 95      | 3.4                       | 10               | 68      | 7.0                       | 57              | 1       | 48.7                      | 12            | 39      | 3.2                       | <1         | 29      | 69.0                      |
| Honduras                               | 2019 | EPHPM       | 88                              | >99     | 1.1                       | 64               | 98      | 1.5                       | 26              | <1      | 379.3                     | 78            | 90      | 1.2                       | 49         | 75      | 1.5                       |
| India                                  | 2016 | DHS         | 87                              | 98      | 1.1                       | 11               | 91      | 8.4                       | 83              | 2       | 54.1                      | 25            | 92      | 3.7                       | 4          | 83      | 23.1                      |
| Indonesia                              | 2017 | DHS         | 74                              | 99      | 1.3                       | 44               | 97      | 2.2                       | 26              | <1      | 36.0                      | -             | -       | -                         | -          | -       | -                         |
| Iraq                                   | 2018 | MICS        | 96                              | >99     | 1.0                       | 91               | 99      | 1.1                       | <1              | <1      | -                         | 88            | >99     | 1.1                       | 77         | 98      | 1.3                       |
| Jamaica                                | 2011 | MICS        | 88                              | 98      | 1.1                       | 76               | 99      | 1.3                       | <1              | <1      | -                         | 53            | 82      | 1.6                       | 30         | 61      | 2.0                       |
| Jordan                                 | 2018 | DHS         | >99                             | >99     | 1.0                       | 96               | >99     | 1.0                       | <1              | <1      | -                         | -             | -       | -                         | -          | -       | -                         |
| Kazakhstan                             | 2015 | MICS        | 98                              | >99     | 1.0                       | 96               | 99      | 1.0                       | <1              | <1      | -                         | 98            | >99     | 1.0                       | 90         | 95      | 1.1                       |
| Kenya                                  | 2020 | MIS         | 33                              | 97      | 2.9                       | 20               | 76      | 3.7                       | 25              | <1      | 64.9                      | -             | -       | -                         | -          | -       | -                         |
| Kiribati                               | 2019 | MICS        | 56                              | 99      | 1.7                       | 25               | 78      | 3.1                       | 64              | 1       | 50.9                      | 44            | 71      | 1.6                       | 6          | 56      | 9.5                       |
| Kyrgyzstan                             | 2018 | MICS        | 88                              | >99     | 1.1                       | 98               | 99      | 1.0                       | -               | -       | -                         | 91            | >99     | 1.1                       | 78         | 94      | 1.2                       |
| Lao People's Democratic Republic       | 2017 | LSIS        | 61                              | >99     | 1.6                       | 30               | 98      | 3.3                       | 65              | <1      | 824.9                     | 21            | 85      | 4.0                       | 6          | 83      | 13.2                      |
| Lesotho                                | 2018 | MICS        | 61                              | 96      | 1.6                       | 35               | 66      | 1.9                       | 57              | <1      | 103.5                     | 3             | 24      | 7.4                       | <1         | 18      | 18.5                      |
| Liberia                                | 2020 | DHS         | 55                              | 88      | 1.6                       | 2                | 59      | 24.6                      | 70              | 4       | 15.6                      | <1            | 10      | 17.6                      | <1         | 9       | 564.9                     |
| Madagascar                             | 2018 | MICS        | 17                              | 84      | 4.9                       | <1               | 24      | 80.4                      | 67              | 5       | 13.5                      | 5             | 43      | 9.2                       | <1         | 14      | 964.9                     |
| Malawi                                 | 2016 | DHS         | 55                              | 82      | 1.5                       | 16               | 40      | 2.4                       | 13              | <1      | 26.0                      | 4             | 20      | 5.4                       | -          | -       | -                         |
| Maldives                               | 2017 | DHS         | 99                              | >99     | 1.0                       | 97               | 99      | 1.0                       | <1              | <1      | -                         | 86            | 97      | 1.1                       | 83         | 96      | 1.1                       |
| Mali                                   | 2018 | DHS         | 42                              | 96      | 2.3                       | 17               | 56      | 3.3                       | 28              | <1      | 78523.6                   | 5             | 31      | 6.2                       | 1          | 18      | 16.4                      |
| Mauritania                             | 2015 | MICS        | 33                              | 95      | 2.8                       | 4                | 87      | 19.6                      | 85              | <1      | 531.0                     | 7             | 24      | 3.4                       | <1         | 21      | 73.2                      |
| Mexico                                 | 2015 | MICS        | 94                              | >99     | 1.1                       | 81               | >99     | 1.2                       | 4               | <1      | -                         | 80            | 97      | 1.2                       | 58         | 87      | 1.5                       |
| Mongolia                               | 2018 | MICS        | 42                              | 99      | 2.4                       | 33               | 97      | 2.9                       | 38              | <1      | -                         | 63            | 98      | 1.5                       | 13         | 92      | 6.9                       |
| Montenegro                             | 2018 | MICS        | 99                              | 99      | 1.0                       | 87               | >99     | 1.1                       | <1              | <1      | -                         | >99           | >99     | 1.0                       | 86         | 99      | 1.1                       |
| Mozambique                             | 2018 | MIS         | 35                              | 95      | 2.7                       | 15               | 79      | 5.2                       | 49              | <1      | 51.7                      | -             | -       | -                         | -          | -       | -                         |
| Myanmar                                | 2016 | DHS         | 67                              | 95      | 1.4                       | 22               | 83      | 3.7                       | 30              | <1      | 324.1                     | 57            | 95      | 1.7                       | 10         | 76      | 7.6                       |
| Namibia                                | 2013 | DHS         | 51                              | >99     | 1.9                       | 4                | 87      | 24.6                      | 92              | <1      | 422.7                     | 17            | 79      | 4.5                       | <1         | 69      | 85.1                      |
| Nepal                                  | 2019 | MICS        | 88                              | 97      | 1.1                       | 80               | 77      | 1.0                       | 9               | <1      | 270.0                     | 49            | 98      | 2.0                       | 37         | 73      | 2.0                       |
| Nicaragua                              | 2012 | ENDESA      | 51                              | 98      | 1.9                       | 43               | 91      | 2.1                       | 33              | <1      | 90.3                      | -             | -       | -                         | -          | -       | -                         |
| Niger                                  | 2006 | DHS         | 31                              | 70      | 2.2                       | 2                | 37      | 24.1                      | 93              | 25      | 3.7                       | 4             | 27      | 7.0                       | -          | -       | -                         |
| Nigeria                                | 2018 | DHS         | 43                              | 95      | 2.2                       | 12               | 65      | 5.3                       | 42              | 3       | 12.3                      | 8             | 60      | 7.3                       | <1         | 41      | 85.0                      |
| North Macedonia                        | 2019 | MICS        | 98                              | >99     | 1.0                       | 85               | >99     | 1.2                       | <1              | <1      | -                         | 99            | >99     | 1.0                       | 82         | >99     | 1.2                       |
| Pakistan                               | 2018 | DHS         | 78                              | 98      | 1.2                       | 30               | 97      | 3.3                       | 45              | <1      | -                         | 17            | 94      | 5.5                       | 7          | 84      | 12.8                      |

| COUNTRIES,<br>AREAS AND<br>TERRITORIES | Year | Survey name | INEQUALITIES BY SUBNATIONAL REGION |         |                          |                  |         |                          |                 |         |                          |               |         |                          |            |         |                          |
|--|------|-------------|------------------------------------|---------|--------------------------|------------------|---------|--------------------------|-----------------|---------|--------------------------|---------------|---------|--------------------------|------------|---------|--------------------------|
|  |      |             | Basic drinking water               |         |                          | Basic sanitation |         |                          | Open defecation |         |                          | Basic hygiene |         |                          | Basic WASH |         |                          |
|  |      |             | Lowest                             | Highest | Ratio: highest to lowest | Lowest           | Highest | Ratio: highest to lowest | Lowest          | Highest | Ratio: highest to lowest | Lowest        | Highest | Ratio: highest to lowest | Lowest     | Highest | Ratio: highest to lowest |
| Gambia                                 | 2020 | DHS         | 79                                 | >99     | 1.3                      | 18               | 63      | 3.5                      | <1              | 10      | ∞                        | 4             | 16      | 4.5                      | 2          | 14      | 6.1                      |
| Georgia                                | 2018 | MICS        | 85                                 | >99     | 1.2                      | 76               | 97      | 1.3                      | <1              | <1      | -                        | 84            | 97      | 1.2                      | 62         | 91      | 1.5                      |
| Ghana                                  | 2018 | MICS        | 50                                 | 98      | 1.9                      | 8                | 25      | 3.0                      | 7               | 67      | 9.9                      | 19            | 55      | 2.8                      | 2          | 18      | 10.4                     |
| Guatemala                              | 2015 | DHS         | 81                                 | >99     | 1.2                      | 51               | 78      | 1.5                      | <1              | 15      | 20.0                     | 59            | 88      | 1.5                      | -          | -       | -                        |
| Guinea                                 | 2018 | DHS         | 50                                 | 95      | 1.9                      | 17               | 44      | 2.5                      | <1              | 40      | ∞                        | 4             | 44      | 11.7                     | 1          | 20      | 16.5                     |
| Guinea-Bissau                          | 2019 | MICS        | 38                                 | 97      | 2.6                      | 5                | 40      | 7.7                      | <1              | 32      | ∞                        | <1            | 29      | 380.2                    | <1         | 11      | ∞                        |
| Guyana                                 | 2020 | MICS        | 64                                 | >99     | 1.5                      | 69               | 95      | 1.4                      | <1              | 9       | ∞                        | 58            | 86      | 1.5                      | 41         | 70      | 1.7                      |
| Haiti                                  | 2017 | DHS         | 42                                 | 92      | 2.2                      | 21               | 49      | 2.4                      | 7               | 48      | 6.6                      | 13            | 31      | 2.3                      | 4          | 19      | 5.3                      |
| Honduras                               | 2019 | EPHPM       | 74                                 | >99     | 1.4                      | 35               | 92      | 2.6                      | <1              | 42      | 56.5                     | 62            | 93      | 1.5                      | 18         | 80      | 4.4                      |
| India                                  | 2016 | DHS         | 63                                 | >99     | 1.6                      | 25               | >99     | 4.0                      | <1              | 70      | ∞                        | 29            | 96      | 3.3                      | 15         | 85      | 5.6                      |
| Indonesia                              | 2017 | DHS         | 70                                 | >99     | 1.4                      | 56               | 91      | 1.6                      | 2               | 26      | 15.2                     | -             | -       | -                        | -          | -       | -                        |
| Iraq                                   | 2018 | MICS        | 92                                 | >99     | 1.1                      | 87               | >99     | 1.1                      | <1              | <1      | -                        | 88            | >99     | 1.1                      | 76         | 98      | 1.3                      |
| Jamaica                                | 2011 | MICS        | 91                                 | >99     | 1.1                      | 84               | 88      | 1.0                      | <1              | <1      | 2.8                      | 63            | 74      | 1.2                      | 44         | 46      | 1.0                      |
| Jordan                                 | 2018 | DHS         | 98                                 | >99     | 1.0                      | 95               | >99     | 1.1                      | <1              | <1      | -                        | -             | -       | -                        | -          | -       | -                        |
| Kazakhstan                             | 2015 | MICS        | 95                                 | >99     | 1.1                      | 88               | >99     | 1.1                      | <1              | <1      | -                        | 96            | >99     | 1.0                      | 83         | 99      | 1.2                      |
| Kenya                                  | 2020 | MIS         | 22                                 | >99     | 4.6                      | 13               | 74      | 5.8                      | <1              | 29      | 464.9                    | -             | -       | -                        | -          | -       | -                        |
| Kiribati                               | 2019 | MICS        | 55                                 | 96      | 1.7                      | 32               | 51      | 1.6                      | 22              | 55      | 2.5                      | 51            | 59      | 1.2                      | 15         | 32      | 2.2                      |
| Kyrgyzstan                             | 2018 | MICS        | 72                                 | >99     | 1.4                      | 95               | >99     | 1.0                      | -               | -       | -                        | 84            | >99     | 1.2                      | 62         | 97      | 1.6                      |
| Lao People's Democratic Republic       | 2017 | LSIS        | 63                                 | >99     | 1.6                      | 33               | 96      | 2.9                      | <1              | 65      | 94.7                     | 17            | 87      | 5.1                      | 9          | 85      | 9.2                      |
| Lesotho                                | 2018 | MICS        | 65                                 | 84      | 1.3                      | 44               | 54      | 1.2                      | 7               | 44      | 6.2                      | 3             | 12      | 3.7                      | 1          | 7       | 5.8                      |
| Liberia                                | 2020 | DHS         | 70                                 | 79      | 1.1                      | 9                | 35      | 3.8                      | 21              | 62      | 2.9                      | <1            | 6       | 11.3                     | <1         | 4       | 22.0                     |
| Madagascar                             | 2018 | MICS        | 11                                 | 74      | 6.9                      | <1               | 18      | 30.1                     | 5               | 85      | 16.6                     | 3             | 36      | 12.3                     | <1         | 10      | 58.8                     |
| Malawi                                 | 2016 | DHS         | 61                                 | 66      | 1.1                      | 18               | 31      | 1.8                      | 4               | 6       | 1.4                      | 8             | 13      | 1.6                      | -          | -       | -                        |
| Maldives                               | 2017 | DHS         | 99                                 | >99     | 1.0                      | 92               | >99     | 1.1                      | <1              | <1      | -                        | 85            | 97      | 1.1                      | 83         | 96      | 1.2                      |
| Mali                                   | 2018 | DHS         | 32                                 | 96      | 3.0                      | 15               | 47      | 3.2                      | <1              | 61      | 1810.1                   | 7             | 27      | 3.9                      | 2          | 14      | 6.2                      |
| Mauritania                             | 2015 | MICS        | 41                                 | >99     | 2.4                      | 12               | 91      | 7.4                      | 1               | 79      | 57.6                     | 2             | 40      | 23.7                     | <1         | 34      | 57.2                     |
| Mexico                                 | 2015 | MICS        | 96                                 | >99     | 1.0                      | 91               | 97      | 1.1                      | <1              | 1       | 3.1                      | 86            | 92      | 1.1                      | 68         | 87      | 1.3                      |
| Mongolia                               | 2018 | MICS        | 61                                 | 95      | 1.5                      | 48               | 78      | 1.6                      | <1              | 23      | 1471.6                   | 72            | 85      | 1.2                      | 32         | 65      | 2.0                      |
| Montenegro                             | 2018 | MICS        | 98                                 | >99     | 1.0                      | 89               | 98      | 1.1                      | <1              | <1      | 2.7                      | >99           | >99     | 1.0                      | 88         | 97      | 1.1                      |
| Mozambique                             | 2018 | MIS         | 34                                 | >99     | 3.0                      | 11               | 86      | 8.0                      | <1              | 52      | 235.6                    | -             | -       | -                        | -          | -       | -                        |
| Myanmar                                | 2016 | DHS         | 64                                 | 94      | 1.5                      | 29               | 87      | 3.1                      | 2               | 54      | 27.2                     | 58            | 98      | 1.7                      | 16         | 66      | 4.1                      |
| Namibia                                | 2013 | DHS         | 53                                 | 98      | 1.9                      | 14               | 64      | 4.6                      | 12              | 83      | 6.8                      | 18            | 72      | 4.0                      | 6          | 46      | 7.7                      |
| Nepal                                  | 2019 | MICS        | 89                                 | 97      | 1.1                      | 70               | 85      | 1.2                      | <1              | 16      | 20.3                     | 50            | 85      | 1.7                      | 41         | 70      | 1.7                      |
| Nicaragua                              | 2012 | ENDESA      | 57                                 | 93      | 1.6                      | -                | -       | -                        | -               | -       | -                        | -             | -       | -                        | -          | -       | -                        |
| Niger                                  | 2006 | DHS         | 26                                 | 91      | 3.5                      | 1                | 32      | 25.2                     | 11              | 93      | 8.3                      | 4             | 31      | 8.1                      | -          | -       | -                        |
| Nigeria                                | 2018 | DHS         | 57                                 | 87      | 1.5                      | 24               | 48      | 2.0                      | 9               | 51      | 5.5                      | 8             | 53      | 7.0                      | 4          | 31      | 8.2                      |
| North Macedonia                        | 2019 | MICS        | 98                                 | >99     | 1.0                      | 87               | 99      | 1.1                      | <1              | <1      | -                        | 98            | >99     | 1.0                      | 85         | 99      | 1.2                      |
| Pakistan                               | 2018 | DHS         | 62                                 | 97      | 1.6                      | 47               | 95      | 2.0                      | <1              | 21      | 134.8                    | 31            | 78      | 2.5                      | <1         | 61      | ∞                        |

| COUNTRIES,<br>AREAS AND<br>TERRITORIES | Year | Survey name | INEQUALITIES BY WEALTH QUINTILE |         |                           |                  |         |                           |                 |         |                           |               |         |                           |            |         |                           |
|--|------|-------------|---------------------------------|---------|---------------------------|------------------|---------|---------------------------|-----------------|---------|---------------------------|---------------|---------|---------------------------|------------|---------|---------------------------|
|  |      |             | Basic drinking water            |         |                           | Basic sanitation |         |                           | Open defecation |         |                           | Basic hygiene |         |                           | Basic WASH |         |                           |
|  |      |             | Poorest                         | Richest | Ratio: richest to poorest | Poorest          | Richest | Ratio: richest to poorest | Poorest         | Richest | Ratio: richest to poorest | Poorest       | Richest | Ratio: richest to poorest | Poorest    | Richest | Ratio: richest to poorest |
| Panama                                 | 2013 | MICS        | 87                              | >99     | 1.2                       | 53               | >99     | 1.9                       | 10              | <1      | -                         | -             | -       | -                         | -          | -       | -                         |
| Papua New Guinea                       | 2018 | DHS         | 22                              | 89      | 4.0                       | 10               | 63      | 6.4                       | 22              | 5       | 4.4                       | 7             | 69      | 10.4                      | <1         | 47      | 100.1                     |
| Paraguay                               | 2016 | MICS        | 80                              | 98      | 1.2                       | 47               | 98      | 2.1                       | 3               | <1      | -                         | 61            | 96      | 1.6                       | 24         | 81      | 3.3                       |
| Peru                                   | 2016 | ENDES       | 77                              | >99     | 1.3                       | 49               | 98      | 2.0                       | 23              | <1      | 178.2                     | -             | -       | -                         | -          | -       | -                         |
| Republic of Moldova                    | 2012 | MICS        | 71                              | 96      | 1.3                       | 53               | 90      | 1.7                       | <1              | <1      | -                         | 73            | 96      | 1.3                       | 28         | 79      | 2.8                       |
| Rwanda                                 | 2020 | DHS         | 40                              | 83      | 2.1                       | 43               | 72      | 1.7                       | 8               | <1      | 54.0                      | 13            | 43      | 3.3                       | 3          | 28      | 8.9                       |
| Saint Lucia                            | 2012 | MICS        | 97                              | >99     | 1.0                       | 72               | 99      | 1.4                       | 7               | <1      | -                         | 70            | 96      | 1.4                       | 49         | 88      | 1.8                       |
| Samoa                                  | 2020 | MICS        | 97                              | >99     | 1.0                       | 89               | 99      | 1.1                       | <1              | <1      | -                         | 55            | 91      | 1.7                       | 48         | 85      | 1.8                       |
| Sao Tome and Principe                  | 2019 | MICS        | 84                              | 94      | 1.1                       | 15               | 81      | 5.6                       | 74              | 11      | 6.6                       | 43            | 77      | 1.8                       | 6          | 57      | 9.7                       |
| Senegal                                | 2019 | DHS         | 50                              | 98      | 2.0                       | 22               | 90      | 4.1                       | 41              | <1      | 3001.1                    | 11            | 44      | 4.1                       | 2          | 41      | 26.9                      |
| Serbia                                 | 2019 | MICS        | 98                              | >99     | 1.0                       | 95               | >99     | 1.0                       | <1              | <1      | -                         | -             | -       | -                         | -          | -       | -                         |
| Sierra Leone                           | 2019 | DHS         | 38                              | 74      | 2.0                       | 4                | 45      | 10.3                      | 40              | 2       | 21.8                      | 14            | 27      | 2.0                       | <1         | 13      | 50.6                      |
| Somalia                                | 2017 | HFS         | 42                              | 96      | 2.3                       | 4                | 36      | 9.0                       | 67              | <1      | 2187.1                    | -             | -       | -                         | -          | -       | -                         |
| South Africa                           | 2016 | DHS         | 68                              | >99     | 1.5                       | 53               | 97      | 1.8                       | 8               | <1      | -                         | 4             | 80      | 18.4                      | -          | -       | -                         |
| State of Palestine*                    | 2020 | MICS        | 98                              | >99     | 1.0                       | 96               | 99      | 1.0                       | <1              | <1      | -                         | 84            | 98      | 1.2                       | 78         | 93      | 1.2                       |
| Sudan                                  | 2014 | MICS        | 36                              | 96      | 2.7                       | 7                | 78      | 10.8                      | 54              | <1      | 124.6                     | 16            | 49      | 3.0                       | 2          | 39      | 25.3                      |
| Suriname                               | 2018 | MICS        | 94                              | >99     | 1.1                       | 64               | 98      | 1.5                       | 10              | <1      | -                         | 53            | 90      | 1.7                       | 30         | 66      | 2.2                       |
| Tajikistan                             | 2017 | DHS         | 72                              | 98      | 1.4                       | 98               | 95      | 1.0                       | <1              | <1      | -                         | 46            | 87      | 1.9                       | 33         | 84      | 2.5                       |
| Thailand                               | 2019 | MICS        | 99                              | >99     | 1.0                       | 93               | 98      | 1.1                       | <1              | <1      | -                         | 79            | 95      | 1.2                       | 65         | 81      | 1.2                       |
| Timor-Leste                            | 2016 | DHS         | 61                              | 96      | 1.6                       | 24               | 86      | 3.6                       | 55              | <1      | 251.9                     | 12            | 54      | 4.4                       | 4          | 45      | 11.1                      |
| Togo                                   | 2017 | MICS        | 40                              | 95      | 2.3                       | 3                | 55      | 17.6                      | 79              | 4       | 18.1                      | 7             | 36      | 5.1                       | <1         | 24      | ∞                         |
| Tonga                                  | 2019 | MICS        | >99                             | >99     | 1.0                       | 82               | 98      | 1.2                       | <1              | <1      | -                         | 43            | 90      | 2.1                       | 36         | 86      | 2.4                       |
| Trinidad and Tobago                    | 2011 | MICS        | 98                              | >99     | 1.0                       | 86               | 99      | 1.2                       | <1              | <1      | -                         | 77            | 94      | 1.2                       | 57         | 84      | 1.5                       |
| Tunisia                                | 2018 | MICS        | 88                              | 98      | 1.1                       | 91               | >99     | 1.1                       | 4               | <1      | -                         | 79            | >99     | 1.3                       | 59         | 85      | 1.4                       |
| Türkiye                                | 2013 | DHS         | 96                              | >99     | 1.0                       | 86               | >99     | 1.2                       | <1              | <1      | -                         | -             | -       | -                         | -          | -       | -                         |
| Turkmenistan                           | 2016 | MICS        | 98                              | >99     | 1.0                       | 99               | 98      | 1.0                       | <1              | <1      | -                         | 98            | >99     | 1.0                       | 90         | 97      | 1.1                       |
| Turks and Caicos Islands               | 2020 | MICS        | 98                              | 99      | 1.0                       | 75               | 99      | 1.3                       | <1              | <1      | -                         | 89            | 98      | 1.1                       | 59         | 92      | 1.6                       |
| Tuvalu                                 | 2020 | MICS        | >99                             | 99      | 1.0                       | 75               | 90      | 1.2                       | 4               | <1      | -                         | 92            | 96      | 1.0                       | 69         | 84      | 1.2                       |
| Uganda                                 | 2016 | DHS         | 43                              | 82      | 1.9                       | 5                | 46      | 9.1                       | 21              | <1      | 135.3                     | 2             | 17      | 9.8                       | <1         | 11      | 556.9                     |
| Ukraine                                | 2012 | MICS        | 98                              | 99      | 1.0                       | 96               | >99     | 1.0                       | <1              | <1      | -                         | -             | -       | -                         | -          | -       | -                         |
| United Republic of Tanzania            | 2016 | DHS         | 25                              | 87      | 3.5                       | 2                | 57      | 33.5                      | 27              | <1      | 997.4                     | <1            | 17      | 18.6                      | <1         | 14      | ∞                         |
| Uruguay                                | 2013 | MICS        | 99                              | >99     | 1.0                       | 87               | 97      | 1.1                       | 2               | <1      | -                         | -             | -       | -                         | -          | -       | -                         |
| Viet Nam                               | 2014 | MICS        | 80                              | >99     | 1.2                       | 37               | 98      | 2.7                       | 23              | <1      | -                         | 62            | 98      | 1.6                       | 23         | 95      | 4.2                       |

\*WHO reports refer to 'occupied Palestinian territory (including east Jerusalem)'.

| COUNTRIES,<br>AREAS AND<br>TERRITORIES | Year | Survey name | INEQUALITIES BY SUBNATIONAL REGION |         |                          |                  |         |                          |                 |         |                          |               |         |                          |            |         |                          |
|--|------|-------------|------------------------------------|---------|--------------------------|------------------|---------|--------------------------|-----------------|---------|--------------------------|---------------|---------|--------------------------|------------|---------|--------------------------|
|  |      |             | Basic drinking water               |         |                          | Basic sanitation |         |                          | Open defecation |         |                          | Basic hygiene |         |                          | Basic WASH |         |                          |
|  |      |             | Lowest                             | Highest | Ratio: highest to lowest | Lowest           | Highest | Ratio: highest to lowest | Lowest          | Highest | Ratio: highest to lowest | Lowest        | Highest | Ratio: highest to lowest | Lowest     | Highest | Ratio: highest to lowest |
| Panama                                 | 2013 | MICS        | 47                                 | >99     | 2.1                      | <1               | 90      | 164.5                    | <1              | 56      | ∞                        | -             | -       | -                        | -          | -       | -                        |
| Papua New Guinea                       | 2018 | DHS         | 36                                 | 62      | 1.7                      | 22               | 29      | 1.3                      | 5               | 44      | 8.4                      | 19            | 41      | 2.2                      | 8          | 16      | 2.0                      |
| Paraguay                               | 2016 | MICS        | 80                                 | >99     | 1.2                      | 61               | 93      | 1.5                      | <1              | 4       | 115.4                    | 70            | 88      | 1.3                      | 46         | 78      | 1.7                      |
| Peru                                   | 2016 | ENDES       | 66                                 | 99      | 1.5                      | 54               | 90      | 1.7                      | <1              | 25      | 33.7                     | -             | -       | -                        | -          | -       | -                        |
| Republic of Moldova                    | 2012 | MICS        | 77                                 | 98      | 1.3                      | 63               | 86      | 1.4                      | <1              | <1      | -                        | 83            | 95      | 1.1                      | 43         | 75      | 1.8                      |
| Rwanda                                 | 2020 | DHS         | 43                                 | 82      | 1.9                      | 51               | 67      | 1.3                      | <1              | 3       | 4.9                      | 13            | 36      | 2.8                      | 7          | 18      | 2.8                      |
| Saint Lucia                            | 2012 | MICS        | -                                  | -       | -                        | -                | -       | -                        | -               | -       | -                        | -             | -       | -                        | -          | -       | -                        |
| Samoa                                  | 2020 | MICS        | 98                                 | >99     | 1.0                      | 94               | 98      | 1.0                      | <1              | <1      | -                        | 65            | 84      | 1.3                      | 61         | 80      | 1.3                      |
| Sao Tome and Principe                  | 2019 | MICS        | 76                                 | 95      | 1.2                      | 34               | 56      | 1.6                      | 30              | 58      | 2.0                      | 39            | 62      | 1.6                      | 12         | 33      | 2.7                      |
| Senegal                                | 2019 | DHS         | 20                                 | >99     | 5.1                      | 26               | 76      | 2.9                      | <1              | 33      | 443.6                    | 1             | 58      | 45.7                     | <1         | 27      | 46.5                     |
| Serbia                                 | 2019 | MICS        | 97                                 | >99     | 1.0                      | 97               | >99     | 1.0                      | <1              | <1      | -                        | -             | -       | -                        | -          | -       | -                        |
| Sierra Leone                           | 2019 | DHS         | 41                                 | 72      | 1.7                      | 12               | 37      | 3.2                      | 3               | 41      | 14.4                     | 5             | 31      | 6.6                      | 1          | 7       | 5.8                      |
| Somalia                                | 2017 | HFS         | 36                                 | 98      | 2.7                      | 3                | 44      | 15.6                     | <1              | 71      | ∞                        | -             | -       | -                        | -          | -       | -                        |
| South Africa                           | 2016 | DHS         | 71                                 | >99     | 1.4                      | 60               | 82      | 1.4                      | <1              | 5       | 11.9                     | 11            | 74      | 6.6                      | -          | -       | -                        |
| State of Palestine*                    | 2020 | MICS        | 98                                 | >99     | 1.0                      | 90               | >99     | 1.1                      | <1              | 2       | ∞                        | 89            | 97      | 1.1                      | 76         | 96      | 1.3                      |
| Sudan                                  | 2014 | MICS        | 33                                 | 95      | 2.9                      | 10               | 79      | 8.2                      | 2               | 45      | 25.9                     | 2             | 49      | 32.1                     | <1         | 30      | 39.6                     |
| Suriname                               | 2018 | MICS        | 84                                 | >99     | 1.2                      | 42               | 97      | 2.3                      | <1              | 31      | ∞                        | 53            | 85      | 1.6                      | 17         | 68      | 3.9                      |
| Tajikistan                             | 2017 | DHS         | 69                                 | >99     | 1.4                      | 92               | 98      | 1.1                      | <1              | <1      | -                        | 30            | 91      | 3.0                      | 24         | 89      | 3.7                      |
| Thailand                               | 2019 | MICS        | 97                                 | >99     | 1.0                      | 96               | 99      | 1.0                      | <1              | <1      | -                        | 84            | 90      | 1.1                      | 58         | 82      | 1.4                      |
| Timor-Leste                            | 2016 | DHS         | 65                                 | 95      | 1.5                      | 31               | 73      | 2.4                      | 4               | 49      | 13.1                     | 9             | 39      | 4.4                      | 4          | 33      | 7.5                      |
| Togo                                   | 2017 | MICS        | 44                                 | 96      | 2.2                      | 10               | 46      | 4.8                      | 3               | 73      | 22.3                     | 8             | 29      | 3.8                      | <1         | 20      | 39.6                     |
| Tonga                                  | 2019 | MICS        | 97                                 | >99     | 1.0                      | 81               | 93      | 1.1                      | <1              | <1      | -                        | 47            | 74      | 1.6                      | 42         | 67      | 1.6                      |
| Trinidad and Tobago                    | 2011 | MICS        | 98                                 | >99     | 1.0                      | 92               | 97      | 1.1                      | <1              | <1      | -                        | 77            | 96      | 1.2                      | 54         | 87      | 1.6                      |
| Tunisia                                | 2018 | MICS        | 88                                 | 99      | 1.1                      | 93               | 99      | 1.1                      | <1              | 3       | ∞                        | 85            | 98      | 1.2                      | 57         | 82      | 1.4                      |
| Türkiye                                | 2013 | DHS         | 97                                 | 99      | 1.0                      | 91               | 98      | 1.1                      | <1              | <1      | -                        | -             | -       | -                        | -          | -       | -                        |
| Turkmenistan                           | 2016 | MICS        | 98                                 | >99     | 1.0                      | 98               | >99     | 1.0                      | <1              | <1      | -                        | 98            | >99     | 1.0                      | 91         | >99     | 1.1                      |
| Turks and Caicos Islands               | 2020 | MICS        | 79                                 | >99     | 1.3                      | 82               | >99     | 1.2                      | <1              | <1      | -                        | 85            | 96      | 1.1                      | 45         | 85      | 1.9                      |
| Tuvalu                                 | 2020 | MICS        | >99                                | >99     | 1.0                      | 64               | 97      | 1.5                      | <1              | 4       | 8.7                      | 89            | >99     | 1.1                      | 61         | 95      | 1.6                      |
| Uganda                                 | 2016 | DHS         | 37                                 | 98      | 2.6                      | 2                | 38      | 19.1                     | <1              | 67      | 498.1                    | 2             | 16      | 8.4                      | <1         | 13      | 112.9                    |
| Ukraine                                | 2012 | MICS        | 98                                 | >99     | 1.0                      | 94               | 99      | 1.1                      | <1              | <1      | -                        | -             | -       | -                        | -          | -       | -                        |
| United Republic of Tanzania            | 2016 | DHS         | 26                                 | 97      | 3.7                      | 7                | 75      | 10.8                     | <1              | 45      | 1847.8                   | <1            | 32      | 112.6                    | <1         | 22      | ∞                        |
| Uruguay                                | 2013 | MICS        | 97                                 | >99     | 1.0                      | 94               | 95      | 1.0                      | <1              | <1      | 26.0                     | -             | -       | -                        | -          | -       | -                        |
| Viet Nam                               | 2014 | MICS        | 84                                 | >99     | 1.2                      | 54               | 94      | 1.7                      | <1              | 22      | 284.1                    | 71            | 95      | 1.3                      | 46         | 89      | 1.9                      |

## ANNEX 8

### Regional and global drinking water estimates

| REGION                           | Year | Population (thousands) | % urban | RURAL          |                             |            |               |  | URBAN          |                             |            |               |  | TOTAL          |                             |            |               |  |
|----------------------------------|------|------------------------|---------|----------------|-----------------------------|------------|---------------|--|----------------|-----------------------------|------------|---------------|--|----------------|-----------------------------|------------|---------------|--|
|                                  |      |                        |         | At least basic | Limited (more than 30 mins) | Unimproved | Surface water | Annual rate of change (at least basic) | At least basic | Limited (more than 30 mins) | Unimproved | Surface water | Annual rate of change (at least basic) | At least basic | Limited (more than 30 mins) | Unimproved | Surface water | Annual rate of change (at least basic) |
| <b>SDG REGIONS</b>               |      |                        |         |                |                             |            |               |  |                |                             |            |               |  |                |                             |            |               |  |
| Australia and New Zealand        | 2015 | 28 411                 | 86      | >99            | <1                          | <1         | <1            | 0.04                                   | >99            | <1                          | <1         | <1            | 0.00                                   | >99            | <1                          | <1         | <1            | 0.01                                   |
|                                  | 2022 | 31 363                 | 87      | >99            | <1                          | <1         | <1            |  | >99            | <1                          | <1         | <1            |  | >99            | <1                          | <1         | <1            |  |
| Central and Southern Asia        | 2015 | 1 926 327              | 35      | 87             | 4                           | 7          | 2             | 0.65                                   | 95             | 2                           | 2          | <1            | 0.12                                   | 90             | 4                           | 5          | 1             | 0.51                                   |
|                                  | 2022 | 2 084 590              | 38      | 92             | 4                           | 3          | 1             |  | 96             | 2                           | 1          | <1            |  | 93             | 4                           | 2          | <1            |  |
| Eastern and South-Eastern Asia   | 2015 | 2 268 355              | 56      | 85             | 2                           | 10         | 2             | 1.10                                   | 98             | <1                          | 1          | <1            | 0.10                                   | 92             | 1                           | 5          | 1             | 0.75                                   |
|                                  | 2022 | 2 344 325              | 62      | 94             | 1                           | 4          | 1             |  | 98             | <1                          | 1          | <1            |  | 97             | <1                          | 2          | <1            |  |
| Europe and Northern America      | 2015 | 1 100 651              | 76      | 97             | <1                          | 3          | <1            | 0.05                                   | >99            | <1                          | <1         | <1            | -0.01                                  | 99             | <1                          | <1         | <1            | 0.01                                   |
|                                  | 2022 | 1 118 593              | 78      | 97             | <1                          | 2          | <1            |  | >99            | <1                          | <1         | <1            |  | 99             | <1                          | <1         | <1            |  |
| Latin America and the Caribbean  | 2015 | 623 076                | 80      | 85             | 2                           | 7          | 6             | 0.90                                   | 98             | <1                          | <1         | <1            | 0.10                                   | 96             | <1                          | 2          | 1             | 0.31                                   |
|                                  | 2022 | 660 269                | 82      | 92             | 1                           | 3          | 4             |  | >99            | <1                          | <1         | <1            |  | 98             | <1                          | <1         | 1             |  |
| Northern Africa and Western Asia | 2015 | 493 116                | 61      | 81             | 9                           | 8          | 2             | 0.56                                   | 96             | 3                           | 1          | <1            | 0.12                                   | 90             | 5                           | 4          | <1            | 0.38                                   |
|                                  | 2022 | 553 690                | 63      | 84             | 10                          | 4          | 1             |  | 96             | 3                           | <1         | <1            |  | 92             | 6                           | 2          | <1            |  |
| Oceania                          | 2015 | 11 992                 | 22      | 45             | 2                           | 22         | 30            | 0.52                                   | 92             | 1                           | 4          | 2             | 0.06                                   | 56             | 2                           | 18         | 24            | 0.36                                   |
|                                  | 2022 | 13 676                 | 23      | 51             | 3                           | 26         | 21            |  | 93             | <1                          | 4          | 3             |  | 60             | 2                           | 21         | 17            |  |
| Sub-Saharan Africa               | 2015 | 972 748                | 39      | 44             | 15                          | 26         | 15            | 0.89                                   | 83             | 9                           | 6          | 2             | 0.33                                   | 59             | 12                          | 19         | 10            | 0.89                                   |
|                                  | 2022 | 1 166 766              | 43      | 50             | 17                          | 22         | 10            |  | 85             | 9                           | 5          | <1            |  | 65             | 14                          | 15         | 6             |  |
| <b>OTHER REGIONAL GROUPINGS</b>  |      |                        |         |                |                             |            |               |  |                |                             |            |               |  |                |                             |            |               |  |
| Landlocked Developing Countries  | 2015 | 478 578                | 30      | 53             | 16                          | 21         | 10            | 0.92                                   | 89             | 6                           | 4          | 1             | 0.17                                   | 64             | 13                          | 16         | 7             | 0.78                                   |
|                                  | 2022 | 563 805                | 32      | 59             | 19                          | 16         | 5             |  | 91             | 6                           | 2          | <1            |  | 69             | 15                          | 12         | 4             |  |
| Least Developed Countries        | 2015 | 951 928                | 32      | 53             | 14                          | 22         | 11            | 0.72                                   | 82             | 10                          | 7          | 2             | 0.28                                   | 62             | 13                          | 17         | 8             | 0.73                                   |
|                                  | 2022 | 1 125 179              | 36      | 58             | 16                          | 18         | 8             |  | 83             | 11                          | 5          | <1            |  | 67             | 14                          | 13         | 5             |  |
| Small Island Developing States   | 2015 | 67 455                 | 60      | 63             | 5                           | 20         | 12            | 0.18                                   | 95             | 2                           | 3          | <1            | -0.03                                  | 82             | 3                           | 9          | 5             | 0.12                                   |
|                                  | 2022 | 71 976                 | 62      | 65             | 6                           | 20         | 9             |  | 95             | 3                           | 3          | <1            |  | 83             | 4                           | 9          | 4             |  |
| Fragile contexts                 | 2015 | 1 650 219              | 40      | 59             | 11                          | 19         | 11            | 0.66                                   | 88             | 6                           | 5          | 1             | 0.17                                   | 71             | 9                           | 13         | 7             | 0.60                                   |
|                                  | 2022 | 1 914 974              | 44      | 64             | 13                          | 16         | 8             |  | 89             | 7                           | 3          | <1            |  | 75             | 10                          | 10         | 5             |  |
| <b>INCOME GROUPINGS</b>          |      |                        |         |                |                             |            |               |  |                |                             |            |               |  |                |                             |            |               |  |
| Low income                       | 2015 | 610 047                | 32      | 42             | 18                          | 28         | 12            | 0.91                                   | 79             | 13                          | 7          | 1             | 0.16                                   | 53             | 16                          | 21         | 9             | 0.81                                   |
|                                  | 2022 | 737 605                | 35      | 48             | 22                          | 23         | 7             |  | 80             | 14                          | 5          | <1            |  | 60             | 19                          | 16         | 5             |  |
| Lower middle income              | 2015 | 3 134 755              | 40      | 82             | 5                           | 9          | 4             | 0.72                                   | 93             | 3                           | 3          | <1            | 0.19                                   | 86             | 4                           | 7          | 3             | 0.58                                   |
|                                  | 2022 | 3 432 097              | 43      | 86             | 5                           | 6          | 3             |  | 95             | 3                           | 2          | <1            |  | 90             | 4                           | 4          | 2             |  |
| Upper middle income              | 2015 | 2 458 300              | 63      | 87             | 2                           | 9          | 2             | 1.10                                   | 98             | <1                          | <1         | <1            | 0.06                                   | 94             | <1                          | 4          | <1            | 0.62                                   |
|                                  | 2022 | 2 549 815              | 69      | 95             | 1                           | 3          | <1            |  | 99             | <1                          | <1         | <1            |  | 98             | <1                          | 1          | <1            |  |
| High income                      | 2015 | 1 189 999              | 80      | 98             | <1                          | 2          | <1            | 0.06                                   | >99            | <1                          | <1         | <1            | 0.01                                   | >99            | <1                          | <1         | <1            | 0.06                                   |
|                                  | 2022 | 1 224 062              | 82      | 98             | <1                          | 1          | <1            |  | >99            | <1                          | <1         | <1            |  | >99            | <1                          | <1         | <1            |  |
| WORLD                            | 2015 | 7 426 435              | 54      | 79             | 5                           | 11         | 4             | 0.67                                   | 96             | 2                           | 2          | <1            | 0.06                                   | 88             | 3                           | 6          | 2             | 0.45                                   |
|                                  | 2022 | 7 974 931              | 57      | 84             | 6                           | 7          | 3             |  | 97             | 2                           | 1          | <1            |  | 91             | 4                           | 4          | 1             |  |

| REGION                           | Year | RURAL  |                        |                       |                         |       | URBAN  |                |                        |                       |                         | TOTAL  |           |                |                        |                       |                         |       |           |
|----------------------------------|------|--|------------------------|-----------------------|-------------------------|-------|--|----------------|------------------------|-----------------------|-------------------------|--|-----------|----------------|------------------------|-----------------------|-------------------------|-------|-----------|
|                                  |      | Proportion of population using improved water supplies |                        |                       |                         |       | Proportion of population using improved water supplies |                |                        |                       |                         | Proportion of population using improved water supplies |           |                |                        |                       |                         |       |           |
|                                  |      | Safely managed   | Accessible on premises | Available when needed | Free from contamination | Piped | Non-piped  | Safely managed | Accessible on premises | Available when needed | Free from contamination | Piped  | Non-piped | Safely managed | Accessible on premises | Available when needed | Free from contamination | Piped | Non-piped |
| <b>SDG REGIONS</b>               |      |  |                        |                       |                         |       |  |                |                        |                       |                         |  |           |                |                        |                       |                         |       |           |
| Australia and New Zealand        | 2015 | -  | >99                    | -                     | -                       | 89    | 11   | >99            | >99                    | -                     | >99                     | >99  | <1        | -              | >99                    | 96                    | -                       | 98    | 2         |
|                                  | 2022 | -  | >99                    | -                     | -                       | -     | -  | >99            | >99                    | -                     | >99                     | -  | -         | -              | >99                    | 96                    | -                       | -     | -         |
| Central and Southern Asia        | 2015 | 57   | 57                     | 72                    | 62                      | 30    | 61   | 65             | 80                     | 83                    | 65                      | 67   | 31        | 60             | 65                     | 76                    | 63                      | 43    | 50        |
|                                  | 2022 | 68   | 68                     | 73                    | 77                      | 31    | 65   | 67             | 82                     | 79                    | 67                      | 63   | 35        | 68             | 73                     | 75                    | 73                      | 43    | 54        |
| Eastern and South-Eastern Asia   | 2015 | 61   | 75                     | 81                    | 61                      | 47    | 40   | 84             | 94                     | 95                    | 84                      | 84   | 14        | 74             | 86                     | 89                    | 74                      | 68    | 26        |
|                                  | 2022 | 65   | 88                     | 90                    | 65                      | 58    | 37   | 87             | 95                     | 97                    | 87                      | 86   | 13        | 79             | 92                     | 94                    | 79                      | 75    | 22        |
| Europe and Northern America      | 2015 | 89   | 89                     | 91                    | 94                      | 86    | 11   | 97             | 97                     | 97                    | 98                      | 98   | 2         | 95             | 95                     | 95                    | 97                      | 95    | 4         |
|                                  | 2022 | 85   | 90                     | 92                    | 85                      | 91    | 6  | 97             | 97                     | 97                    | 98                      | 98   | 1         | 94             | 95                     | 96                    | 95                      | 97    | 2         |
| Latin America and the Caribbean  | 2015 | 49   | 76                     | 66                    | 49                      | 71    | 16   | 82             | 96                     | 82                    | 83                      | 95   | 4         | 75             | 92                     | 79                    | 76                      | 90    | 6         |
|                                  | 2022 | 53   | 85                     | 68                    | 53                      | 78    | 14   | 80             | 97                     | 80                    | 84                      | 96   | 3         | 75             | 95                     | 78                    | 78                      | 92    | 6         |
| Northern Africa and Western Asia | 2015 | -  | 69                     | 65                    | -                       | 70    | 19   | 80             | 91                     | 81                    | 80                      | 91   | 8         | 75             | 83                     | 75                    | 77                      | 83    | 12        |
|                                  | 2022 | -  | 73                     | 68                    | -                       | 74    | 20   | 81             | 92                     | 82                    | 81                      | 91   | 9         | 77             | 85                     | 77                    | 79                      | 85    | 13        |
| Oceania                          | 2015 | -  | 31                     | 30                    | -                       | 21    | 26   | 57             | 82                     | 57                    | 81                      | 78   | 16        | -              | 42                     | 36                    | -                       | 34    | 24        |
|                                  | 2022 | -  | 35                     | 33                    | -                       | 19    | 35   | 55             | 91                     | 55                    | 79                      | 72   | 21        | -              | 48                     | 38                    | -                       | 30    | 33        |
| Sub-Saharan Africa               | 2015 | 12   | 12                     | 42                    | 19                      | 19    | 40   | 51             | 51                     | 67                    | 53                      | 60   | 32        | 27             | 27                     | 52                    | 32                      | 35    | 37        |
|                                  | 2022 | 15   | 15                     | 51                    | 23                      | 21    | 46   | 53             | 57                     | 66                    | 53                      | 58   | 36        | 31             | 33                     | 58                    | 36                      | 37    | 42        |
| <b>OTHER REGIONAL GROUPINGS</b>  |      |  |                        |                       |                         |       |  |                |                        |                       |                         |  |           |                |                        |                       |                         |       |           |
| Landlocked Developing Countries  | 2015 | 20   | 20                     | 55                    | 27                      | 25    | 44   | 66             | 70                     | 74                    | 66                      | 77   | 18        | 34             | 35                     | 61                    | 39                      | 41    | 36        |
|                                  | 2022 | 23   | 23                     | 64                    | 31                      | 29    | 49   | 66             | 74                     | 75                    | 66                      | 76   | 21        | 37             | 40                     | 68                    | 42                      | 44    | 40        |
| Least Developed Countries        | 2015 | 25   | 25                     | 53                    | 28                      | 17    | 49   | 52             | 56                     | 68                    | 52                      | 58   | 33        | 33             | 35                     | 58                    | 36                      | 30    | 44        |
|                                  | 2022 | 28   | 28                     | 60                    | 31                      | 21    | 53   | 54             | 62                     | 70                    | 54                      | 61   | 33        | 37             | 40                     | 63                    | 39                      | 35    | 46        |
| Small Island Developing States   | 2015 | -  | 47                     | 54                    | -                       | 42    | 27   | 69             | 82                     | 83                    | 69                      | 80   | 17        | 56             | 68                     | 71                    | 56                      | 65    | 21        |
|                                  | 2022 | -  | 48                     | 56                    | -                       | 40    | 31   | 67             | 81                     | 84                    | 67                      | 77   | 21        | 56             | 68                     | 73                    | 56                      | 62    | 25        |
| Fragile contexts                 | 2015 | 31   | 34                     | 55                    | 31                      | 20    | 50   | 58             | 65                     | 73                    | 58                      | 61   | 33        | 42             | 47                     | 62                    | 42                      | 36    | 43        |
|                                  | 2022 | 35   | 36                     | 61                    | 35                      | 22    | 54   | 59             | 67                     | 72                    | 59                      | 58   | 38        | 46             | 50                     | 66                    | 46                      | 38    | 47        |
| <b>INCOME GROUPINGS</b>          |      |  |                        |                       |                         |       |  |                |                        |                       |                         |  |           |                |                        |                       |                         |       |           |
| Low income                       | 2015 | 11   | 11                     | 45                    | 23                      | 20    | 40   | 52             | 52                     | 66                    | 59                      | 68   | 24        | 24             | 24                     | 52                    | 34                      | 35    | 35        |
|                                  | 2022 | 14   | 14                     | 54                    | 28                      | 24    | 46   | 56             | 56                     | 69                    | 60                      | 70   | 25        | 29             | 29                     | 59                    | 39                      | 40    | 39        |
| Lower middle income              | 2015 | 52   | 54                     | 69                    | 52                      | 30    | 56   | 61             | 76                     | 82                    | 61                      | 63   | 34        | 56             | 63                     | 74                    | 56                      | 43    | 47        |
|                                  | 2022 | 63   | 63                     | 71                    | 63                      | 32    | 60   | 62             | 79                     | 79                    | 62                      | 60   | 38        | 62             | 70                     | 75                    | 62                      | 44    | 50        |
| Upper middle income              | 2015 | -  | 79                     | 79                    | -                       | 61    | 27   | 88             | 96                     | 91                    | 88                      | 94   | 5         | 83             | 90                     | 87                    | 83                      | 82    | 13        |
|                                  | 2022 | -  | 92                     | 88                    | -                       | 75    | 22   | 91             | 97                     | 92                    | 91                      | 95   | 4         | 86             | 95                     | 91                    | 86                      | 89    | 10        |
| High income                      | 2015 | 91   | 95                     | 91                    | 94                      | 93    | 5  | 96             | >99                    | 96                    | 98                      | 99   | <1        | 95             | 98                     | 95                    | 97                      | 98    | 2         |
|                                  | 2022 | 84   | 96                     | 92                    | 84                      | 97    | 2  | 97             | >99                    | 97                    | 98                      | 99   | <1        | 94             | 99                     | 96                    | 95                      | 99    | <1        |
| WORLD                            | 2015 | 56   | 58                     | 70                    | 56                      | 41    | 43   | 80             | 88                     | 88                    | 80                      | 84   | 14        | 69             | 74                     | 80                    | 69                      | 64    | 28        |
|                                  | 2022 | 62   | 65                     | 74                    | 62                      | 45    | 45   | 81             | 89                     | 87                    | 81                      | 83   | 16        | 73             | 79                     | 81                    | 73                      | 66    | 28        |

# ANNEX 9

## Regional and global sanitation estimates

| REGION                           | Year | Population (thousands) | % urban | RURAL          |                  |            |                 |  | URBAN                                   |                |                  |            |                 | TOTAL                                  |   |                |                  |            |                 |  |   |
|----------------------------------|------|------------------------|---------|----------------|------------------|------------|-----------------|--|---|----------------|------------------|------------|-----------------|--|---|----------------|------------------|------------|-----------------|--|---|
|                                  |      |                        |         | At least basic | Limited (shared) | Unimproved | Open defecation | Annual rate of change (at least basic) | Annual rate of change (open defecation) | At least basic | Limited (shared) | Unimproved | Open defecation | Annual rate of change (at least basic) | Annual rate of change (open defecation) | At least basic | Limited (shared) | Unimproved | Open defecation | Annual rate of change (at least basic) | Annual rate of change (open defecation) |
| <b>SDG REGIONS</b>               |      |                        |         |                |                  |            |                 |  |   |                |                  |            |                 |  |   |                |                  |            |                 |  |   |
| Australia and New Zealand        | 2015 | 28 411                 | 86      | -              | -                | -          | -               | -                                      | -                                       | -              | -                | -          | -               | -                                      | -                                       | >99            | <1               | <1         | <1              | 0.00                                   | 0.00                                    |
|                                  | 2022 | 31 363                 | 87      | -              | -                | -          | -               | -                                      | -                                       | -              | -                | -          | -               | -                                      | -                                       | >99            | <1               | <1         | <1              |  |   |
| Central and Southern Asia        | 2015 | 1 926 327              | 35      | 53             | 9                | 6          | 33              | 2.89                                   | -2.75                                   | 74             | 16               | 5          | 6               | 1.24                                   | -0.79                                   | 60             | 11               | 6          | 23              | 2.44                                   | -2.21                                   |
|                                  | 2022 | 2 084 590              | 38      | 73             | 10               | 3          | 14              |  |   | 83             | 15               | 2          | <1              |  |   | 77             | 11               | 3          | 9               |  |   |
| Eastern and South-Eastern Asia   | 2015 | 2 268 355              | 56      | 75             | 4                | 15         | 5               | 1.95                                   | -0.39                                   | 91             | 4                | 4          | <1              | 0.72                                   | -0.08                                   | 84             | 4                | 9          | 3               | 1.52                                   | -0.28                                   |
|                                  | 2022 | 2 344 325              | 62      | 90             | 4                | 5          | 2               |  |   | 96             | 3                | <1         | <1              |  |   | 94             | 3                | 2          | 1               |  |   |
| Europe and Northern America      | 2015 | 1 100 651              | 76      | 93             | <1               | 7          | <1              | 0.17                                   | -0.00                                   | 99             | <1               | <1         | <1              | 0.03                                   | -0.00                                   | 97             | <1               | 2          | <1              | 0.08                                   | -0.00                                   |
|                                  | 2022 | 1 118 593              | 78      | 94             | <1               | 6          | <1              |  |   | 99             | <1               | <1         | <1              |  |   | 98             | <1               | 2          | <1              |  |   |
| Latin America and the Caribbean  | 2015 | 623 076                | 80      | 67             | 5                | 16         | 12              | 1.16                                   | -1.08                                   | 90             | 4                | 4          | 1               | 0.47                                   | -0.15                                   | 86             | 5                | 6          | 3               | 0.68                                   | -0.40                                   |
|                                  | 2022 | 660 269                | 82      | 75             | 6                | 14         | 5               |  |   | 93             | 4                | 3          | <1              |  |   | 90             | 4                | 5          | 1               |  |   |
| Northern Africa and Western Asia | 2015 | 493 116                | 61      | 75             | 5                | 12         | 9               | 1.03                                   | -0.77                                   | 94             | 3                | 2          | <1              | 0.32                                   | -0.06                                   | 87             | 4                | 6          | 4               | 0.67                                   | -0.38                                   |
|                                  | 2022 | 553 690                | 63      | 86             | 3                | 8          | 2               |  |   | 96             | 2                | 1          | <1              |  |   | 93             | 3                | 4          | <1              |  |   |
| Oceania                          | 2015 | 11 992                 | 22      | 24             | 3                | 56         | 17              | -0.05                                  | 0.02                                    | 73             | 9                | 16         | 3               | -0.31                                  | 0.03                                    | 35             | 5                | 47         | 14              | -0.15                                  | 0.05                                    |
|                                  | 2022 | 13 676                 | 23      | 23             | 4                | 57         | 16              |  |   | 69             | 9                | 18         | 3               |  |   | 33             | 5                | 48         | 13              |  |   |
| Sub-Saharan Africa               | 2015 | 972 748                | 39      | 22             | 9                | 38         | 31              | 0.38                                   | -0.77                                   | 44             | 30               | 19         | 6               | 0.58                                   | -0.21                                   | 30             | 17               | 31         | 21              | 0.56                                   | -0.70                                   |
|                                  | 2022 | 1 166 766              | 43      | 24             | 9                | 41         | 25              |  |   | 49             | 29               | 17         | 5               |  |   | 35             | 18               | 31         | 17              |  |   |
| <b>OTHER REGIONAL GROUPINGS</b>  |      |                        |         |                |                  |            |                 |  |   |                |                  |            |                 |  |   |                |                  |            |                 |  |   |
| Landlocked Developing Countries  | 2015 | 478 578                | 30      | 33             | 6                | 32         | 29              | 0.63                                   | -1.24                                   | 61             | 21               | 15         | 4               | 0.09                                   | -0.21                                   | 41             | 10               | 27         | 21              | 0.54                                   | -1.00                                   |
|                                  | 2022 | 563 805                | 32      | 37             | 7                | 35         | 21              |  |   | 62             | 22               | 14         | 2               |  |   | 45             | 12               | 28         | 15              |  |   |
| Least Developed Countries        | 2015 | 951 928                | 32      | 28             | 9                | 36         | 27              | 0.95                                   | -1.12                                   | 46             | 26               | 22         | 5               | 0.56                                   | -0.32                                   | 34             | 15               | 32         | 20              | 0.92                                   | -1.00                                   |
|                                  | 2022 | 1 125 179              | 36      | 36             | 10               | 35         | 19              |  |   | 51             | 28               | 18         | 3               |  |   | 41             | 16               | 29         | 13              |  |   |
| Small Island Developing States   | 2015 | 67 455                 | 60      | 47             | 8                | 30         | 16              | 0.07                                   | -0.30                                   | 82             | 11               | 5          | 2               | 0.09                                   | -0.01                                   | 68             | 10               | 15         | 8               | 0.14                                   | -0.16                                   |
|                                  | 2022 | 71 976                 | 62      | 45             | 8                | 33         | 15              |  |   | 83             | 11               | 4          | 2               |  |   | 68             | 10               | 15         | 7               |  |   |
| Fragile contexts                 | 2015 | 1 650 219              | 40      | 34             | 9                | 32         | 25              | 0.88                                   | -0.93                                   | 61             | 20               | 15         | 4               | 0.41                                   | -0.19                                   | 45             | 14               | 25         | 17              | 0.82                                   | -0.73                                   |
|                                  | 2022 | 1 914 974              | 44      | 41             | 10               | 31         | 18              |  |   | 64             | 21               | 12         | 3               |  |   | 51             | 15               | 22         | 12              |  |   |
| <b>INCOME GROUPINGS</b>          |      |                        |         |                |                  |            |                 |  |   |                |                  |            |                 |  |   |                |                  |            |                 |  |   |
| Low income                       | 2015 | 610 047                | 32      | 21             | 7                | 40         | 32              | 0.62                                   | -1.20                                   | 45             | 24               | 26         | 6               | 0.29                                   | -0.25                                   | 28             | 12               | 36         | 24              | 0.62                                   | -1.00                                   |
|                                  | 2022 | 737 605                | 35      | 28             | 8                | 42         | 23              |  |   | 49             | 24               | 23         | 3               |  |   | 35             | 13               | 35         | 16              |  |   |
| Lower middle income              | 2015 | 3 134 755              | 40      | 53             | 9                | 10         | 28              | 2.31                                   | -2.09                                   | 73             | 16               | 5          | 5               | 0.93                                   | -0.53                                   | 61             | 12               | 8          | 19              | 1.89                                   | -1.61                                   |
|                                  | 2022 | 3 432 097              | 43      | 69             | 9                | 8          | 14              |  |   | 80             | 15               | 3          | 2               |  |   | 74             | 12               | 6          | 9               |  |   |
| Upper middle income              | 2015 | 2 458 300              | 63      | 77             | 3                | 18         | 2               | 1.80                                   | -0.26                                   | 92             | 4                | 4          | <1              | 0.61                                   | -0.04                                   | 86             | 3                | 9          | 1               | 1.26                                   | -0.16                                   |
|                                  | 2022 | 2 549 815              | 69      | 90             | 3                | 7          | <1              |  |   | 96             | 2                | 1          | <1              |  |   | 94             | 3                | 3          | <1              |  |   |
| High income                      | 2015 | 1 189 999              | 80      | 97             | <1               | 2          | <1              | 0.07                                   | -0.00                                   | >99            | <1               | <1         | <1              | 0.01                                   | -0.00                                   | 99             | <1               | <1         | <1              | 0.03                                   | -0.00                                   |
|                                  | 2022 | 1 224 062              | 82      | 98             | <1               | 1          | <1              |  |   | >99            | <1               | <1         | <1              |  |   | >99            | <1               | <1         | <1              |  |   |
| WORLD                            | 2015 | 7 426 435              | 54      | 59             | 6                | 15         | 20              | 1.60                                   | -1.13                                   | 85             | 8                | 5          | 2               | 0.44                                   | -0.18                                   | 73             | 7                | 10         | 10              | 1.15                                   | -0.74                                   |
|                                  | 2022 | 7 974 931              | 57      | 70             | 7                | 12         | 11              |  |   | 89             | 7                | 3          | <1              |  |   | 81             | 7                | 7          | 5               |  |   |



| REGION                           | Year | RURAL  |                  |                     |  |                    |              | URBAN  |                |                  |  |                    |                    | TOTAL  |                   |                |  |                     |                    |                    |              |                   |
|----------------------------------|------|--|------------------|---------------------|--|--------------------|--------------|--|----------------|------------------|--|--------------------|--------------------|--|-------------------|----------------|--|---------------------|--------------------|--------------------|--------------|-------------------|
|                                  |      | Proportion of population using improved sanitation facilities (excluding shared) |                  |                     | Proportion of population using improved sanitation facilities (including shared) |                    |              | Proportion of population using improved sanitation facilities (excluding shared) |                |                  | Proportion of population using improved sanitation facilities (including shared) |                    |                    | Proportion of population using improved sanitation facilities (excluding shared) |                   |                | Proportion of population using improved sanitation facilities (including shared) |                     |                    |                    |              |                   |
|                                  |      | Safely managed   | Disposed in situ | Emptied and treated | Wastewater treated   | Latrines and other | Septic tanks | Sewer connections  | Safely managed | Disposed in situ | Emptied and treated  | Wastewater treated | Latrines and other | Septic tanks   | Sewer connections | Safely managed | Disposed in situ   | Emptied and treated | Wastewater treated | Latrines and other | Septic tanks | Sewer connections |
| <b>SDG REGIONS</b>               |      |  |                  |                     |  |                    |              |  |                |                  |  |                    |                    |  |                   |                |  |                     |                    |                    |              |                   |
| Australia and New Zealand        | 2015 | -  | -                | -                   | -  | -                  | -            | -  | -              | -                | -  | -                  | -                  | -  | -                 | 95             | 2  | 2                   | 91                 | <1                 | 8            | 91                |
|                                  | 2022 | -  | -                | -                   | -  | -                  | -            | -  | -              | -                | -  | -                  | -                  | -  | -                 | 96             | 1  | 1                   | 93                 | <1                 | 8            | 92                |
| Central and Southern Asia        | 2015 | 37   | 36               | <1                  | <1   | 38                 | 21           | 2  | 40             | 23               | 4  | 13                 | 21                 | 35   | 33                | 38             | 32   | 1                   | 5                  | 32                 | 26           | 13                |
|                                  | 2022 | 54   | 53               | <1                  | <1   | 54                 | 27           | 2  | 46             | 26               | 4  | 16                 | 20                 | 41   | 37                | 51             | 43   | 1                   | 7                  | 41                 | 32           | 15                |
| Eastern and South-Eastern Asia   | 2015 | 32   | 18               | <1                  | 14   | 33                 | 30           | 17   | 67             | 11               | 4  | 52                 | 7                  | 25   | 63                | 52             | 14   | 3                   | 35                 | 18                 | 27           | 44                |
|                                  | 2022 | 43   | 23               | <1                  | 20   | 31                 | 41           | 21   | 77             | 12               | 5  | 60                 | 7                  | 29   | 63                | 64             | 16   | 3                   | 45                 | 16                 | 33           | 48                |
| Europe and Northern America      | 2015 | 70   | 10               | 17                  | 43   | 16                 | 28           | 49   | 87             | 2                | 2  | 82                 | 2                  | 4  | 93                | 83             | 4  | 6                   | 73                 | 6                  | 10           | 82                |
|                                  | 2022 | 72   | 9                | 16                  | 47   | 16                 | 25           | 53   | 88             | 2                | 2  | 84                 | 2                  | 3  | 94                | 84             | 3  | 5                   | 76                 | 5                  | 8            | 85                |
| Latin America and the Caribbean  | 2015 | -  | -                | -                   | 7  | 25                 | 31           | 17   | 43             | 7                | 2  | 34                 | 7                  | 14   | 74                | 42             | 11   | 3                   | 28                 | 10                 | 17           | 63                |
|                                  | 2022 | -  | -                | -                   | 10   | 24                 | 37           | 20   | 50             | 6                | 2  | 42                 | 5                  | 13   | 79                | 49             | 10   | 3                   | 36                 | 8                  | 16           | 70                |
| Northern Africa and Western Asia | 2015 | 47   | 18               | 8                   | 20   | 19                 | 30           | 30   | 63             | 5                | 2  | 55                 | 6                  | 12   | 80                | 56             | 10   | 5                   | 42                 | 11                 | 19           | 61                |
|                                  | 2022 | 57   | 18               | 8                   | 31   | 14                 | 33           | 43   | 69             | 4                | 1  | 63                 | 2                  | 10   | 86                | 64             | 9  | 4                   | 51                 | 6                  | 18           | 71                |
| Oceania                          | 2015 | -  | -                | -                   | 1  | 14                 | 10           | 3  | 35             | 16               | 4  | 14                 | 11                 | 39   | 32                | -              | -  | -                   | 4                  | 14                 | 16           | 9                 |
|                                  | 2022 | -  | -                | -                   | 1  | 13                 | 10           | 3  | 33             | 14               | 3  | 16                 | 9                  | 33   | 36                | -              | -  | -                   | 5                  | 13                 | 15           | 10                |
| Sub-Saharan Africa               | 2015 | 18   | 17               | <1                  | <1   | 27                 | 2            | 1  | 28             | 19               | <1   | 9                  | 39                 | 19   | 17                | 22             | 18   | <1                  | 4                  | 32                 | 9            | 7                 |
|                                  | 2022 | 20   | 19               | <1                  | <1   | 29                 | 3            | 1  | 30             | 22               | <1   | 8                  | 38                 | 25   | 15                | 24             | 20   | <1                  | 4                  | 33                 | 12           | 7                 |
| <b>OTHER REGIONAL GROUPINGS</b>  |      |  |                  |                     |  |                    |              |  |                |                  |  |                    |                    |  |                   |                |  |                     |                    |                    |              |                   |
| Landlocked Developing Countries  | 2015 | 25   | 24               | <1                  | <1   | 34                 | 4            | 1  | 39             | 23               | 2  | 14                 | 43                 | 11   | 28                | 29             | 24   | <1                  | 5                  | 36                 | 6            | 9                 |
|                                  | 2022 | 29   | 28               | <1                  | <1   | 38                 | 5            | 1  | 40             | 24               | 2  | 14                 | 45                 | 13   | 26                | 32             | 27   | <1                  | 5                  | 40                 | 8            | 9                 |
| Least Developed Countries        | 2015 | 19   | 19               | <1                  | <1   | 29                 | 7            | <1   | 27             | 22               | <1   | 4                  | 40                 | 22   | 11                | 22             | 20   | <1                  | 2                  | 33                 | 12           | 4                 |
|                                  | 2022 | 25   | 23               | <1                  | 2  | 33                 | 10           | 3  | 30             | 22               | <1   | 7                  | 38                 | 25   | 15                | 27             | 23   | <1                  | 4                  | 35                 | 15           | 8                 |
| Small Island Developing States   | 2015 | -  | -                | -                   | 2  | 30                 | 19           | 6  | 48             | 20               | 2  | 25                 | 18                 | 28   | 48                | 41             | 24   | 1                   | 16                 | 23                 | 24           | 31                |
|                                  | 2022 | -  | -                | -                   | 3  | 27                 | 19           | 7  | 47             | 20               | 2  | 25                 | 18                 | 30   | 46                | 40             | 23   | 1                   | 16                 | 21                 | 26           | 31                |
| Fragile contexts                 | 2015 | 23   | 21               | <1                  | 1  | 30                 | 10           | 3  | 36             | 20               | 3  | 13                 | 34                 | 19   | 28                | 28             | 21   | 2                   | 6                  | 31                 | 14           | 13                |
|                                  | 2022 | 28   | 25               | <1                  | 3  | 33                 | 13           | 5  | 39             | 21               | 2  | 16                 | 32                 | 23   | 30                | 33             | 23   | 1                   | 8                  | 32                 | 17           | 16                |
| <b>INCOME GROUPINGS</b>          |      |  |                  |                     |  |                    |              |  |                |                  |  |                    |                    |  |                   |                |  |                     |                    |                    |              |                   |
| Low income                       | 2015 | 15   | 13               | <1                  | 1  | 23                 | 3            | 2  | 30             | 16               | 2  | 12                 | 39                 | 12   | 17                | 19             | 14   | 1                   | 5                  | 28                 | 6            | 7                 |
|                                  | 2022 | 20   | 16               | <1                  | 3  | 26                 | 5            | 5  | 33             | 16               | <1   | 16                 | 37                 | 14   | 21                | 24             | 16   | <1                  | 8                  | 30                 | 8            | 11                |
| Lower middle income              | 2015 | 37   | 35               | <1                  | 2  | 34                 | 25           | 3  | 41             | 25               | 2  | 13                 | 21                 | 38   | 30                | 39             | 31   | 1                   | 6                  | 29                 | 30           | 14                |
|                                  | 2022 | 50   | 47               | <1                  | 2  | 44                 | 31           | 4  | 45             | 27               | 2  | 15                 | 20                 | 43   | 32                | 48             | 38   | 1                   | 8                  | 33                 | 36           | 16                |
| Upper middle income              | 2015 | 30   | 14               | <1                  | 16   | 36                 | 22           | 21   | 60             | 5                | 3  | 52                 | 6                  | 12   | 77                | 49             | 8  | 2                   | 39                 | 17                 | 15           | 57                |
|                                  | 2022 | 41   | 16               | <1                  | 24   | 35                 | 29           | 28   | 71             | 5                | 4  | 62                 | 6                  | 14   | 78                | 62             | 8  | 3                   | 50                 | 15                 | 18           | 64                |
| High income                      | 2015 | 81   | 8                | 18                  | 54   | 7                  | 32           | 59   | 92             | 2                | 5  | 85                 | 2                  | 7  | 91                | 90             | 3  | 8                   | 79                 | 3                  | 13           | 84                |
|                                  | 2022 | 82   | 8                | 16                  | 58   | 7                  | 28           | 63   | 93             | 2                | 4  | 88                 | <1                 | 6  | 93                | 91             | 3  | 6                   | 83                 | 2                  | 10           | 87                |
| WORLD                            | 2015 | 36   | 25               | 2                   | 9  | 31                 | 22           | 12   | 60             | 11               | 3  | 46                 | 11                 | 19   | 63                | 49             | 17   | 3                   | 29                 | 20                 | 20           | 39                |
|                                  | 2022 | 46   | 33               | 2                   | 11   | 37                 | 26           | 14   | 65             | 12               | 3  | 50                 | 11                 | 22   | 63                | 57             | 21   | 2                   | 33                 | 22                 | 24           | 42                |

## ANNEX 10

### Regional and global hygiene estimates

| REGION                           | Year | Population (thousands) | % urban | RURAL |                                 |             |                               | URBAN |                                 |             |                               | TOTAL |                                 |             |                               |
|----------------------------------|------|------------------------|---------|-------|---------------------------------|-------------|-------------------------------|-------|---------------------------------|-------------|-------------------------------|-------|---------------------------------|-------------|-------------------------------|
|                                  |      |                        |         | Basic | Limited (without water or soap) | No facility | Annual rate of change (basic) | Basic | Limited (without water or soap) | No facility | Annual rate of change (basic) | Basic | Limited (without water or soap) | No facility | Annual rate of change (basic) |
| <b>SDG REGIONS</b>               |      |                        |         |       |                                 |             |                               |       |                                 |             |                               |       |                                 |             |                               |
| Australia and New Zealand        | 2015 | 28 411                 | 86      | -     | -                               | -           | -                             | -     | -                               | -           | -                             | -     | -                               | -           | -                             |
|                                  | 2022 | 31 363                 | 87      | -     | -                               | -           | -                             | -     | -                               | -           | -                             | -     | -                               | -           | -                             |
| Central and Southern Asia        | 2015 | 1 926 327              | 35      | 52    | 43                              | 5           | 2.54                          | 79    | 19                              | 2           | 1.01                          | 61    | 35                              | 4           | 2.07                          |
|                                  | 2022 | 2 084 590              | 38      | 70    | 26                              | 4           | -                             | 86    | 11                              | 3           | -                             | 76    | 20                              | 4           | -                             |
| Eastern and South-Eastern Asia   | 2015 | 2 268 355              | 56      | -     | -                               | 3           | -                             | -     | -                               | 1           | -                             | -     | -                               | 2           | -                             |
|                                  | 2022 | 2 344 325              | 62      | 89    | 9                               | 2           | -                             | 95    | 5                               | <1          | -                             | 93    | 6                               | <1          | -                             |
| Europe and Northern America      | 2015 | 1 100 651              | 76      | -     | -                               | -           | -                             | -     | -                               | -           | -                             | -     | -                               | -           | -                             |
|                                  | 2022 | 1 118 593              | 78      | -     | -                               | -           | -                             | -     | -                               | -           | -                             | -     | -                               | -           | -                             |
| Latin America and the Caribbean  | 2015 | 623 076                | 80      | 62    | 18                              | 20          | 0.57                          | -     | -                               | -           | -                             | -     | -                               | -           | -                             |
|                                  | 2022 | 660 269                | 82      | 66    | -                               | -           | -                             | -     | -                               | -           | -                             | -     | -                               | -           | -                             |
| Northern Africa and Western Asia | 2015 | 493 116                | 61      | 67    | 16                              | 17          | -                             | 87    | -                               | -           | -                             | 79    | 11                              | 10          | -                             |
|                                  | 2022 | 553 690                | 63      | -     | -                               | 3           | -                             | -     | -                               | -           | -                             | -     | -                               | -           | -                             |
| Oceania                          | 2015 | 11 992                 | 22      | 28    | 31                              | 42          | 0.38                          | 66    | 23                              | 11          | 0.66                          | 36    | 29                              | 35          | 0.45                          |
|                                  | 2022 | 13 676                 | 23      | 30    | 29                              | 41          | -                             | 71    | 21                              | 8           | -                             | 39    | 27                              | 33          | -                             |
| Sub-Saharan Africa               | 2015 | 972 748                | 39      | 16    | 45                              | 39          | 0.04                          | 36    | 36                              | 29          | -0.51                         | 24    | 41                              | 35          | -0.09                         |
|                                  | 2022 | 1 166 766              | 43      | 17    | 46                              | 38          | -                             | 32    | 38                              | 30          | -                             | 23    | 42                              | 34          | -                             |
| <b>OTHER REGIONAL GROUPINGS</b>  |      |                        |         |       |                                 |             |                               |       |                                 |             |                               |       |                                 |             |                               |
| Landlocked Developing Countries  | 2015 | 478 578                | 30      | 26    | 43                              | 31          | 0.25                          | 55    | 27                              | 18          | -0.52                         | 35    | 38                              | 27          | 0.09                          |
|                                  | 2022 | 563 805                | 32      | 28    | 43                              | 29          | -                             | 52    | 29                              | 19          | -                             | 36    | 38                              | 26          | -                             |
| Least Developed Countries        | 2015 | 951 928                | 32      | 23    | 45                              | 32          | 0.88                          | 40    | 35                              | 25          | 0.37                          | 29    | 42                              | 30          | 0.79                          |
|                                  | 2022 | 1 125 179              | 36      | 29    | 45                              | 26          | -                             | 43    | 39                              | 19          | -                             | 34    | 43                              | 23          | -                             |
| Small Island Developing States   | 2015 | 67 455                 | 60      | 37    | 31                              | 33          | 0.01                          | 65    | 19                              | 15          | -0.25                         | 54    | 24                              | 22          | -0.09                         |
|                                  | 2022 | 71 976                 | 62      | 37    | 35                              | 29          | -                             | 63    | 23                              | 13          | -                             | 53    | 28                              | 19          | -                             |
| Fragile contexts                 | 2015 | 1 650 219              | 40      | 31    | 41                              | 28          | 1.19                          | 56    | 26                              | 18          | 0.21                          | 41    | 35                              | 24          | 0.88                          |
|                                  | 2022 | 1 914 974              | 44      | 39    | 38                              | 23          | -                             | 57    | 27                              | 16          | -                             | 47    | 33                              | 20          | -                             |
| <b>INCOME GROUPINGS</b>          |      |                        |         |       |                                 |             |                               |       |                                 |             |                               |       |                                 |             |                               |
| Low income                       | 2015 | 610 047                | 32      | 16    | 43                              | 41          | 0.63                          | 38    | 34                              | 28          | 0.24                          | 23    | 40                              | 37          | 0.58                          |
|                                  | 2022 | 737 605                | 35      | 21    | 47                              | 33          | -                             | 39    | 39                              | 22          | -                             | 27    | 44                              | 29          | -                             |
| Lower middle income              | 2015 | 3 134 755              | 40      | 53    | 37                              | 10          | 1.48                          | 75    | 18                              | 8           | 0.26                          | 62    | 29                              | 9           | 1.05                          |
|                                  | 2022 | 3 432 097              | 43      | 63    | 28                              | 8           | -                             | 76    | 17                              | 7           | -                             | 69    | 23                              | 8           | -                             |
| Upper middle income              | 2015 | 2 458 300              | 63      | -     | -                               | 4           | -                             | -     | -                               | 5           | -                             | -     | -                               | 5           | -                             |
|                                  | 2022 | 2 549 815              | 69      | 89    | 7                               | 4           | -                             | 90    | 4                               | 5           | -                             | 90    | 5                               | 5           | -                             |
| High income                      | 2015 | 1 189 999              | 80      | -     | -                               | -           | -                             | -     | -                               | -           | -                             | -     | -                               | -           | -                             |
|                                  | 2022 | 1 224 062              | 82      | -     | -                               | -           | -                             | -     | -                               | -           | -                             | -     | -                               | -           | -                             |
| WORLD                            | 2015 | 7 426 435              | 54      | 53    | 35                              | 12          | 1.71                          | -     | -                               | 7           | -                             | 67    | 24                              | 9           | 1.22                          |
|                                  | 2022 | 7 974 931              | 57      | 65    | 25                              | 10          | -                             | 83    | 10                              | 6           | -                             | 75    | 17                              | 8           | -                             |



UN-Water coordinates the efforts of United Nations entities and international organizations working on water and sanitation issues. UN-Water publications draw on the experience and expertise of UN-Water's Members and Partners.

## PERIODIC REPORTS:

### **Blueprint for Acceleration: Sustainable Development Goal 6 Synthesis Report on Water and Sanitation 2023**

The report, written by the UN-Water family of Members and Partners, is a concise guide to delivering concrete results. It offers actionable policy recommendations directed towards senior decision-makers in Member States, other stakeholders and the United Nations System to get the world on track to achieve SDG 6 by 2030. It is released ahead of the discussions of Member States and relevant stakeholders at the 2023 High-level Political Forum on Sustainable Development (HLPF), which includes a Special Event focused on SDG 6 and the Water Action Agenda.

### **SDG 6 Progress Updates - by SDG 6 global indicator**

This series of reports provides an in-depth update and analysis of progress towards the different SDG 6 targets and identifies priority areas for acceleration. They are: Progress on household drinking water, sanitation and hygiene (WHO and UNICEF, as part of the JMP reports); Progress on wastewater treatment (WHO and UN-Habitat); Progress on ambient water quality (UNEP); Progress on water-use efficiency (FAO); Progress on level of water stress (FAO); Progress on integrated water resources management (UNEP); Progress on transboundary water cooperation (UNECE and UNESCO); Progress on water-related ecosystems (UNEP); and Progress on international cooperation and local participation (WHO, as part of the GLAAS reports). The reports, produced by the responsible custodian agencies, present the latest available country, region and global data on the SDG 6 global indicators, and are published every two to three years.

### **UN-Water Country Acceleration Case Studies**

To accelerate the achievement of SDG 6 targets as part of the SDG 6 Global Acceleration Framework, UN-Water released SDG 6 Country Acceleration Case Studies to explore countries' pathways to achieving accelerated progress on SDG 6 at the national level. The case studies document replicable good practices for achieving the SDG 6 targets and look at how progress can be accelerated across SDG 6 targets in a country.

### **United Nations World Water Development Report**

The United Nations World Water Development Report is UN-Water's flagship report on water and sanitation issues, focusing on a different theme each year. The report is published by UNESCO on behalf of UN-Water, and its production is coordinated by the UNESCO World Water Assessment Programme.

### **UN-Water Global Analysis and Assessment of Sanitation and Drinking-Water (GLAAS)**

The GLAAS report is produced by WHO on behalf of UN-Water. It provides a global update on the policy frameworks, institutional arrangements, human resource base and international and national finance streams in support of water and sanitation. It is a substantive input into the activities of Sanitation and Water for All (SWA) as well as the progress reporting on SDG 6 (see above).

### **Progress reports of the WHO/UNICEF Joint Monitoring Programme for Water Supply, Sanitation and Hygiene (JMP)**

The JMP is affiliated with UN-Water and is responsible for global monitoring of progress towards SDG 6 targets for universal access to safe and affordable drinking water and adequate and equitable sanitation and hygiene services. Every two years the JMP releases updated estimates and progress reports for WASH in households (as part of the progress reporting on SDG 6, see above), schools and health care facilities.

### **Policy and Analytical Briefs**

UN-Water's Policy Briefs provide short and informative policy guidance on the most pressing freshwater-related issues that draw upon the combined expertise of the United Nations System. Analytical Briefs provide an analysis of emerging issues and may serve as a basis for further research, discussion and future policy guidance.

## UN-WATER PLANNED PUBLICATIONS

- UN-Water Policy Brief on Gender and Water
- UN-Water Policy Brief on Transboundary Waters Cooperation - Update
- Progress on wastewater treatment, ambient water quality, water-use efficiency, level of water stress, integrated water resources management, transboundary water cooperation and water-related ecosystems - 2024 update (release August 2024)

More information: <https://www.unwater.org/unwater-publications/>



## KEY MESSAGES

### DRINKING WATER

- In 2022, 73% of the global population used safely managed drinking water services, 62% rural and 81% urban.
- 2.2 billion people lacked safely managed drinking water, including 1.5 billion with basic services, 292 million with limited services, 296 million with unimproved and 115 million drinking surface water.
- Estimates for safely managed services were available for 142 countries and six out of eight SDG regions, representing 51% of the global population.
- Achieving universal access to safely managed services by 2030 will require a sixfold increase in current rates of progress (20-fold in least developed countries, 19-fold in fragile contexts).

### SANITATION

- In 2022, 57% of the global population used safely managed sanitation services, 46% rural and 65% urban.
- 3.4 billion people lacked safely managed sanitation, including 1.9 billion with basic services, 570 million with limited services, 545 million with unimproved services and 419 million practising open defecation.
- Estimates for safely managed services were available for 135 countries and seven out of eight SDG regions, representing 86% of the global population.
- Achieving universal access to safely managed services by 2030 will require a fivefold increase in current rates of progress (16-fold in least developed countries, 15-fold in fragile contexts).

### HYGIENE

- In 2022, 75% of the global population used basic hygiene services, 65% rural and 83% urban.
- 2 billion people lacked basic hygiene services, including 1.3 billion with limited services and 653 million with no facility.
- Estimates for basic services were available for 84 countries and four out of eight SDG regions, representing 69% of the global population.
- Achieving universal access to basic hygiene services by 2030 will require a threefold increase in current rates of progress (12-fold in least developed countries and eightfold in fragile contexts).

### MENSTRUAL HEALTH

- 53 countries had data for at least one menstrual health indicator in 2022, and three quarters were low-income or lower-middle-income.
- Adolescent girls and women living in rural areas are more likely to use reusable menstrual materials or no materials at all.
- Adolescent girls and women in the poorest wealth quintile and those with functional difficulties are more likely to lack a private place to wash and change their menstrual materials at home.
- Many adolescent girls and women do not participate in school, work or social activities during menstruation but there is significant variation between and within countries.

JMP website: [washdata.org](https://washdata.org)

ISBN 978-92-806-5476-9

